

CITY OF YANKTON

FIVE YEAR CAPITAL IMPROVEMENT PLAN

FISCAL YEARS 2016 – 2020





CITY OF YANKTON



FIVE YEAR CAPITAL IMPROVEMENT PLAN

FISCAL YEARS 2016 – 2020






INTRODUCTION



The Fiscal Year 2016-2020 Capital Improvement Plan (CIP) is an update of the City's annual capital improvement planning process. The five-year plan provides a schedule for capital projects and identifies funding sources.

The CIP is vital to the City of Yankton. It is a plan for physical improvements to public facilities / infrastructure and the purchase of capital equipment. The plan additionally has a positive economic impact on the local economy. The City Commission has recognized the importance of this planning process and annually engages in the preparation, review and adoption of the Capital Improvement Plan. Public meetings are held annually to review the five-year plan.

The five-year CIP is revised annually to include new projects, reflect changes in priorities and to extend the plan an additional year. The first year of the plan is the current year and is adjusted throughout the year as needs dictate or when changes are made to existing approved projects.

Legend

-  **100 Series – General Fund**
-  **200 Series – Special Revenues**
-  **500 Series – Capital Projects**
-  **600 Series – Enterprise Fund**
-  **800 series – Internal Services**

-  **Recent Changes to the Plan – Increases or Funding Changes**
-  **Recent Changes to the Plan – Decreases**

CITY OF YANKTON
FIVE YEAR CAPITAL IMPROVEMENT PLAN

DEPARTMENT	DESCRIPTION	2016	2017	2018	2019	2020	TOTAL
CITY MANAGER'S OFFICE	OFFICE FURNITURE / EQUIPMENT	\$1,000	\$1,000	\$1,000	\$1,000	\$1,000	\$5,000
101.102.xxx	MEETING ROOM IMPROVEMENTS	\$0	\$6,000	\$0	\$0	\$0	\$6,000
	TOTAL	\$1,000	\$7,000	\$1,000	\$1,000	\$1,000	\$11,000
	GENERAL	\$1,000	\$7,000	\$1,000	\$1,000	\$1,000	\$11,000
FINANCE	OFFICE FURNITURE / EQUIPMENT	\$1,000	\$1,000	\$1,000	\$1,000	\$1,000	\$5,000
101.104.xxx	TOTAL	\$1,000	\$1,000	\$1,000	\$1,000	\$1,000	\$5,000
	GENERAL	\$1,000	\$1,000	\$1,000	\$1,000	\$1,000	\$5,000
INFORMATION SERVICES	SERVER & COMPUTER EQUIPMENT	\$61,147	\$30,000	\$30,000	\$30,000	\$30,000	\$181,147
101.105.xxx	AS400 REPLACEMENT OR PC SYSTEM CONVERSION	\$0	\$0	\$0	\$0	\$200,000	\$200,000
	OFFICE FURNITURE / EQUIPMENT	\$1,000	\$1,000	\$1,000	\$1,000	\$1,000	\$5,000
	PLOTTER / PRINTER REPLACEMENT	\$26,000	\$2,000	\$2,000	\$2,000	\$2,000	\$34,000
	WIDE FORMAT SCANNER	\$16,000	\$0	\$0	\$0	\$0	\$16,000
	TECHNOLOGY EQUIPMENT	\$5,000	\$1,000	\$1,000	\$1,000	\$2,000	\$10,000
	DIGITAL CAMERA	\$1,000	\$0	\$0	\$0	\$0	\$1,000
	GIS SOFTWARE AND EQUIPMENT	\$25,000	\$0	\$0	\$0	\$0	\$25,000
	SOFTWARE UPGRADE / MAINTENANCE	\$2,000	\$3,000	\$3,000	\$3,000	\$3,000	\$14,000
	TOTAL	\$137,147	\$37,000	\$37,000	\$37,000	\$238,000	\$486,147
	GENERAL	\$137,147	\$37,000	\$37,000	\$37,000	\$238,000	\$486,147
COMMUNITY DEVELOPMENT	VEHICLE REPLACEMENT	\$0	\$0	\$25,000	\$0	\$0	\$25,000
101.106.xxx	OFFICE FURNITURE / EQUIPMENT	\$1,000	\$0	\$1,000	\$0	\$1,000	\$3,000
	BUILDING PERMIT, ORDINANCE COMPLIANCE, ZONING SOFTWARE SYSTEM	\$30,000	\$0	\$0	\$0	\$0	\$30,000
	TOTAL	\$31,000	\$0	\$26,000	\$0	\$1,000	\$58,000
	GENERAL	\$31,000	\$0	\$26,000	\$0	\$1,000	\$58,000

165

CITY OF YANKTON
FIVE YEAR CAPITAL IMPROVEMENT PLAN

DEPARTMENT	DESCRIPTION	2016	2017	2018	2019	2020	TOTAL
POLICE	RANGE UPGRADE	\$10,000	\$3,000	\$3,000	\$3,000	\$3,000	\$22,000
101.111.xxx	VEHICLE REPLACEMENTS	\$75,000	\$75,000	\$82,000	\$85,000	\$85,000	\$402,000
	PROTECTIVE VESTS	\$7,000	\$7,000	\$7,000	\$7,000	\$7,000	\$35,000
	K-9 DOG UNIT	\$15,000	\$2,000	\$2,000	\$2,000	\$2,000	\$23,000
	SPECIAL RESPONSE TEAM EQUIPMENT	\$7,816	\$6,000	\$6,000	\$6,000	\$7,000	\$32,816
	TASERS	\$4,500	\$4,500	\$4,500	\$4,500	\$4,500	\$22,500
	VIDEO CAMERA AND RECORDER-PATROL CARS	\$1,000	\$1,000	\$5,000	\$1,000	\$1,000	\$9,000
	RADIOS	\$110,700	\$510,000	\$1,000	\$1,000	\$1,000	\$623,700
	PORTABLE RADIOS	\$75,000	\$0	\$6,000	\$0	\$6,000	\$87,000
	IN CAR COMPUTERS	\$7,500	\$7,500	\$5,000	\$5,000	\$5,000	\$30,000
	REPLACE RADAR	\$9,500	\$7,500	\$7,500	\$7,500	\$7,500	\$39,500
	FURNITURE	\$2,500	\$2,500	\$2,500	\$2,500	\$2,500	\$12,500
	DETECTIVE EQUIPMENT	\$4,000	\$4,000	\$4,000	\$4,000	\$4,000	\$20,000
	CAMERAS	\$900	\$900	\$900	\$900	\$900	\$4,500
	WEAPONS	\$4,200	\$0	\$0	\$1,500	\$0	\$5,700
	TOTAL	\$334,616	\$630,900	\$136,400	\$130,900	\$136,400	\$1,369,216
	GENERAL	\$334,616	\$120,900	\$136,400	\$130,900	\$136,400	\$859,216
	LOAN	\$0	\$510,000	\$0	\$0	\$0	\$510,000
	TOTAL	\$334,616	\$630,900	\$136,400	\$130,900	\$136,400	\$1,369,216
ANIMAL CONTROL	SHELTER RENOVATION	\$0	\$0	\$0	\$0	\$0	\$0
101.113.xxx	TOTAL	\$0	\$0	\$0	\$0	\$0	\$0
	GENERAL	\$0	\$0	\$0	\$0	\$0	\$0
	TOTAL	\$0	\$0	\$0	\$0	\$0	\$0

166

CITY OF YANKTON
FIVE YEAR CAPITAL IMPROVEMENT PLAN

DEPARTMENT	DESCRIPTION	2016	2017	2018	2019	2020	TOTAL
FIRE	2ND STATION DEBT SERVICE	\$190,232	\$190,232	\$190,232	\$190,232	\$190,232	\$951,160
101.114.xxx	2ND STATION - OTHER DEBT SERVICE	\$1,425	\$1,425	\$1,425	\$1,425	\$1,425	\$7,125
	CYCLICAL REPLACEMENT OF PERSONAL PROTECTIVE EQUIPMENT	\$10,000	\$10,000	\$10,000	\$10,000	\$10,000	\$50,000
	CYCLICAL REPLACEMENT OF FIRE HOSE/NOZZLES/WATER EQUIPMENT	\$2,500	\$2,500	\$2,500	\$2,500	\$2,500	\$12,500
	CYCLICAL REPLACEMENT OF PAGERS (50 x \$550 No parts after 2019)	\$0	\$0	\$0	\$0	\$27,500	\$27,500
	FIRE GRANT EQUIPMENT (95/5)	\$300,000	\$300,000	\$300,000	\$0	\$0	\$900,000
	REPLACE SCBA (2019 - 36 x \$6,700)	\$0	\$0	\$0	\$241,200	\$0	\$241,200
	REPLACE SCBA RADIOS (2019 - 36 x \$1,000)	\$0	\$0	\$0	\$36,000	\$0	\$36,000
	REPLACE DOOR LOCK SYSTEM	\$0	\$0	\$6,800	\$0	\$0	\$6,800
	REPLACE THERMAL IMAGING CAMERA - 1998	\$0	\$0	\$18,000	\$0	\$0	\$18,000
	PICKUP UPGRADES - FIRE CHIEF	\$2,983	\$0	\$0	\$0	\$0	\$2,983
	REPLACE GARAGE DOORS STATION #1	\$0	\$9,000	\$0	\$0	\$0	\$9,000
	REPLACE 2009 PICKUP - DEPUTY FIRE CHIEF	\$41,168	\$0	\$0	\$0	\$0	\$41,168
	PAINT INTERIOR FIRE STATION #1	\$0	\$0	\$0	\$0	\$5,000	\$5,000
	PORTABLE SCENE LIGHTS	\$0	\$0	\$0	\$0	\$7,500	\$7,500
	REPLACE GEAR WASHER	\$0	\$0	\$0	\$0	\$5,000	\$5,000
	REPLACE HOSE / GEAR DRYER	\$0	\$0	\$0	\$0	\$13,500	\$13,500
	A/V & TECHNOLOGY IMPROVEMENT - TRAINING ROOM	\$0	\$0	\$0	\$0	\$10,000	\$10,000
	HELMET LIGHTS (45 X \$100)	\$0	\$4,500	\$0	\$0	\$0	\$4,500
	RADIOS (NEW SYSTEM)	\$0	\$0	\$0	\$0	\$0	\$0
	INSPECTION & ACCOUNTABILITY SOFTWARE / HARDWARE	\$20,000	\$0	\$0	\$0	\$0	\$20,000
	TOTAL	\$568,308	\$517,657	\$528,957	\$481,357	\$272,657	\$2,368,936
	GENERAL	\$93,076	\$42,425	\$53,725	\$291,125	\$82,425	\$562,776
	OTHER FIRE DEPARTMENTS (SALE OF LADDER TRUCK)	\$0	\$0	\$0	\$0	\$0	\$0
	FIRE STATION OPT-OUT	\$190,232	\$190,232	\$190,232	\$190,232	\$190,232	\$951,160
	GRANT FUNDS	\$285,000	\$285,000	\$285,000	\$0	\$0	\$855,000
	TOTAL	\$568,308	\$517,657	\$528,957	\$481,357	\$272,657	\$2,368,936
CIVIL DEFENSE	23rd STREET - TRANSFER STATION	\$0	\$0	\$0	\$0	\$0	\$0
101.115.xxx	TOTAL	\$0	\$0	\$0	\$0	\$0	\$0
	GENERAL	\$0	\$0	\$0	\$0	\$0	\$0
	TOTAL	\$0	\$0	\$0	\$0	\$0	\$0

167

CITY OF YANKTON
FIVE YEAR CAPITAL IMPROVEMENT PLAN

DEPARTMENT	DESCRIPTION	2016	2017	2018	2019	2020	TOTAL
ENGINEERING 101.122.xxx	RADIOS / SURVEY	\$0	\$1,200	\$1,200	\$0	\$0	\$2,400
	VEHICLES - CARS/SURVEY VAN	\$31,710	\$0	\$0	\$0	\$0	\$31,710
	ELECTRONIC RECORDS STORAGE	\$0	\$0	\$15,000	\$0	\$0	\$15,000
	TOTAL STATION UPGRADE	\$0	\$10,000	\$0	\$0	\$10,000	\$20,000
	GPS	\$0	\$0	\$0	\$0	\$50,000	\$50,000
	FURNITURE & OFFICE EQUIPMENT	\$3,000	\$3,500	\$3,500	\$3,500	\$0	\$13,500
	TOTAL	\$34,710	\$14,700	\$19,700	\$3,500	\$60,000	\$132,610
GENERAL	\$34,710	\$14,700	\$19,700	\$3,500	\$60,000	\$132,610	
STREETS 101.123.xxx	REPLACE TRUCKS	\$0	\$140,000	\$140,000	\$320,000	\$350,000	\$950,000
	ASHPALT CRACK ROUTER	\$0	\$0	\$18,000	\$0	\$0	\$18,000
	ONE TON TRUCK REPLACEMENT	\$0	\$0	\$65,000	\$0	\$0	\$65,000
	REPLACE PICKUP	\$0	\$0	\$0	\$38,000	\$0	\$38,000
	JOINT / CRACK FILLER	\$0	\$55,000	\$0	\$0	\$0	\$55,000
	OIL DISTRIBUTION TRUCK	\$168,743	\$0	\$0	\$0	\$0	\$168,743
	SKID LOADER	\$42,730	\$0	\$0	\$0	\$0	\$42,730
	ASHPALT STORAGE TANK	\$0	\$0	\$90,000	\$0	\$0	\$90,000
	TRAFFIC CONTROL	\$0	\$0	\$15,000	\$0	\$0	\$15,000
	AIR COMPRESSOR	\$0	\$0	\$20,000	\$0	\$0	\$20,000
	PICKUP	\$30,352	\$0	\$0	\$0	\$0	\$30,352
	TRAINING ROOM / PARTS ROOM ADDITION	\$0	\$0	\$60,000	\$0	\$0	\$60,000
	STREET SWEEPER	\$180,184	\$0	\$0	\$0	\$0	\$180,184
	RADIOS	\$0	\$0	\$0	\$25,000	\$0	\$25,000
	SKID LOADER	\$0	\$0	\$30,000	\$0	\$0	\$30,000
	CUTOFF SAW	\$0	\$0	\$5,000	\$0	\$0	\$5,000
	PAINT EQUIPMENT	\$0	\$0	\$0	\$15,000	\$0	\$15,000
	REPLACE LOADER	\$0	\$175,000	\$0	\$0	\$0	\$175,000
	MINI EXCAVATOR	\$0	\$0	\$0	\$0	\$150,000	\$150,000
	5TH WHEEL TRAILER	\$0	\$0	\$0	\$0	\$50,000	\$50,000
	ASHPALT PLANT REHAB	\$0	\$0	\$0	\$0	\$50,000	\$50,000
	SKID LOADER MOUNTED PLANER	\$0	\$0	\$0	\$20,000	\$0	\$20,000
	TOTAL	\$422,009	\$370,000	\$443,000	\$398,000	\$600,000	\$2,233,009
	GENERAL	\$422,009	\$370,000	\$443,000	\$398,000	\$600,000	\$2,233,009
	TOTAL	\$422,009	\$370,000	\$443,000	\$398,000	\$600,000	\$2,233,009
	SNOW AND ICE REMOVAL 101.124.xxx	REPLACE SNOW PLOWS	\$0	\$13,000	\$15,000	\$15,000	\$25,000
SNOW BOX		\$0	\$0	\$12,000	\$0	\$15,000	\$27,000
SLIP-IN STAINLESS STEEL SANDER		\$0	\$0	\$40,000	\$40,000	\$0	\$80,000
RESHINGLE SALT SHED		\$0	\$35,000	\$0	\$0	\$0	\$35,000
SNOWBLOWER		\$0	\$0	\$125,000	\$0	\$0	\$125,000
RADIOS		\$0	\$0	\$0	\$25,000	\$0	\$25,000
6X6 W / UNDERBODY		\$170,000	\$0	\$0	\$0	\$0	\$170,000
SANDER STORAGE RACK		\$0	\$0	\$0	\$0	\$30,000	\$30,000
TOTAL		\$170,000	\$48,000	\$192,000	\$80,000	\$70,000	\$560,000
GENERAL		\$170,000	\$48,000	\$192,000	\$80,000	\$70,000	\$560,000

168

CITY OF YANKTON
FIVE YEAR CAPITAL IMPROVEMENT PLAN

	DESCRIPTION	2016	2017	2018	2019	2020	TOTAL
CITY HALL 101.125.xxx	LAWN CARE EQUIPMENT AND LANDSCAPING	\$1,000	\$1,000	\$1,000	\$1,000	\$1,000	\$5,000
	WINDOW REPLACEMENT	\$0	\$0	\$0	\$135,000	\$150,000	\$285,000
	CARPET / FLOORING REPLACEMENT	\$0	\$1,500	\$1,500	\$1,500	\$1,500	\$6,000
	ROOF MAINTENANCE	\$7,400	\$0	\$5,000	\$5,000	\$0	\$17,400
	BUILDING MASONRY REPAIR	\$0	\$2,000	\$0	\$0	\$2,000	\$4,000
	ELECTRICAL WIRING / DATA WIRING	\$10,000	\$0	\$80,000	\$0	\$0	\$90,000
	REPLACE SANITARY SEWER SERVICE	\$0	\$0	\$0	\$30,000	\$0	\$30,000
	TOTAL	\$18,400	\$4,500	\$87,500	\$172,500	\$154,500	\$437,400
	GENERAL	\$18,400	\$4,500	\$87,500	\$172,500	\$154,500	\$437,400
	TOTAL	\$18,400	\$4,500	\$87,500	\$172,500	\$154,500	\$437,400
TRAFFIC CONTROL 101.126.xxx	NEW STREET LIGHTS / DETECTOR LOOPS & CIRCUITS	\$5,000	\$5,000	\$5,000	\$5,000	\$5,000	\$25,000
	SCHOOL CROSSINGS	\$3,000	\$3,000	\$3,000	\$3,000	\$3,000	\$15,000
	STREET LIGHTING REPLACEMENT	\$11,000	\$11,000	\$12,000	\$12,000	\$12,000	\$58,000
	BUCKET TRUCK	\$0	\$0	\$0	\$150,000	\$0	\$150,000
	SIGNAL SYSTEM UPGRADES / REPLACEMENT	\$25,000	\$25,000	\$25,000	\$25,000	\$25,000	\$125,000
	TOTAL	\$44,000	\$44,000	\$45,000	\$195,000	\$45,000	\$373,000
	GENERAL	\$44,000	\$44,000	\$45,000	\$195,000	\$45,000	\$373,000

CITY OF YANKTON
FIVE YEAR CAPITAL IMPROVEMENT PLAN

DEPARTMENT	DESCRIPTION	2016	2017	2018	2019	2020	TOTAL
AIRPORT - 127 101.127.xxx	BARREL HANGER MAINTENANCE	\$0	\$2,000	\$25,000	\$76,000	\$0	\$103,000
	HANGER (2017 LAST YEAR)	\$34,145	\$34,145	\$0	\$0	\$0	\$68,290
	INTEREST	\$6,697	\$6,697	\$0	\$0	\$0	\$13,394
	REPLACE FLOOR COVERINGS	\$0	\$0	\$4,000	\$0	\$0	\$4,000
	NEW FUELING SYSTEM	\$0	\$0	\$75,000	\$0	\$0	\$75,000
	SIGNAGE & RUNWAY APPURTENANCES	\$0	\$5,000	\$5,000	\$5,000	\$0	\$15,000
	TERMINAL BUILDING & FUEL EQUIPMENT REPLACEMENT	\$1,000	\$1,000	\$1,000	\$1,000	\$0	\$4,000
	PAVEMENT REPAIR	\$5,000	\$5,000	\$25,000	\$50,000	\$50,000	\$135,000
	FURNITURE REPLACEMENT	\$0	\$0	\$0	\$2,000	\$0	\$2,000
	LANDSCAPING	\$0	\$2,000	\$0	\$0	\$0	\$2,000
	ELECTRICAL LIGHTING & CEILING TILE REPLACEMENT	\$0	\$5,000	\$5,000	\$5,000	\$0	\$15,000
	EQUIPMENT PURCHASING SNOW REMOVAL & MAINTENANCE	\$20,000	\$0	\$0	\$0	\$0	\$20,000
	LOADER	\$0	\$165,000	\$0	\$0	\$0	\$165,000
	WALKING TUG	\$5,000	\$0	\$0	\$0	\$0	\$5,000
	KUBOTA RADIO	\$0	\$1,200	\$0	\$0	\$0	\$1,200
	TOW BAR	\$0	\$3,000	\$0	\$0	\$0	\$3,000
	LL FUEL TRUCK	\$0	\$0	\$0	\$0	\$100,000	\$100,000
	TUG REPLACEMENT	\$0	\$0	\$0	\$18,000	\$0	\$18,000
	MOWER REPLACEMENT	\$0	\$0	\$0	\$30,000	\$0	\$30,000
	VEHICLE REPLACEMENT	\$0	\$0	\$0	\$0	\$35,000	\$35,000
OUTFRONT MOWER	\$0	\$0	\$25,000	\$0	\$0	\$25,000	
ROOF MAINTENANCE	\$0	\$0	\$20,000	\$0	\$0	\$20,000	
SNOW BLOWER	\$0	\$0	\$0	\$110,000	\$0	\$110,000	
	SUBTOTAL	\$71,842	\$230,042	\$185,000	\$297,000	\$185,000	\$968,884
	Federal Grant Funding Ratio	90/4/6	90/4/6	90/4/6	90/4/6	90/4/6	
502.511.xxx	CONSTRUCT RUNWAY REHAB (5% CITY / 5% STATE)	\$0	\$0	\$100,000	\$1,000,000	\$560,000	\$1,660,000
	RECONSTRUCT TAXIWAY HANGER TIE IN (100% CITY)	\$0	\$0	\$5,000	\$25,000	\$0	\$30,000
	RECONSTRUCT APRON - EXPANSION (5% CITY / 5% STATE) 502.511.xxx	\$50,000	\$750,000	\$0	\$0	\$0	\$800,000
	APRON - TERMINAL BUILDING (5% CITY / 5% STATE) 502.511.xxx	\$0	\$0	\$0	\$0	\$0	\$0
	NEW T-HANGER (100% CITY)	\$0	\$0	\$0	\$500,000	\$0	\$500,000
	DESIGN / CONSTRUCT MIDFIELD TAXIWAY (5% CITY, 5% STATE)	\$0	\$0	\$0	\$0	\$0	\$0
	TERMINAL APRON JOINT SEAL (5% CITY, 5% STATE)	\$0	\$50,000	\$0	\$0	\$0	\$50,000
	FAA NORTH ACCESS AND UTILITIES (5% CITY, 5% STATE)	\$0	\$0	\$0	\$0	\$150,000	\$150,000
	ADDITIONAL CORP (100% CITY)	\$0	\$0	\$0	\$300,000	\$0	\$300,000
		SUBTOTAL	\$50,000	\$800,000	\$105,000	\$1,825,000	\$710,000
	TOTAL	\$121,842	\$1,030,042	\$290,000	\$2,122,000	\$895,000	\$4,458,884
	GENERAL	\$40,197	\$283,397	\$195,000	\$1,172,000	\$220,500	\$1,911,094
	BBB	\$34,145	\$34,145	\$0	\$0	\$0	\$68,290
	FEDERAL FUNDS	\$45,000	\$675,000	\$90,000	\$900,000	\$639,000	\$2,349,000
	STATE FUNDS	\$2,500	\$37,500	\$5,000	\$50,000	\$35,500	\$130,500
	TOTAL	\$121,842	\$1,030,042	\$290,000	\$2,122,000	\$895,000	\$4,458,884

170

CITY OF YANKTON
FIVE YEAR CAPITAL IMPROVEMENT PLAN

DEPARTMENT	DESCRIPTION	2016	2017	2018	2019	2020	TOTAL	
SENIOR CITIZENS CENTER - 141 101.141.xxx	CONCRETE REPLACEMENT	\$5,000	\$1,000	\$1,000	\$1,000	\$1,000	\$9,000	
	FLOORING	\$0	\$3,000	\$0	\$0	\$0	\$3,000	
	WINDOW REPLACEMENT	\$1,000	\$1,000	\$1,000	\$1,000	\$1,000	\$5,000	
	CEILING TILE	\$200	\$300	\$300	\$300	\$300	\$1,400	
	BUFFER REPLACEMENT	\$1,500	\$0	\$0	\$0	\$0	\$1,500	
	LANDSCAPING	\$1,000	\$1,000	\$1,000	\$1,000	\$1,000	\$5,000	
	TABLES / CHAIRS	\$1,000	\$1,000	\$1,000	\$1,000	\$1,000	\$5,000	
	HOT WATER HEATER	\$0	\$1,500	\$0	\$0	\$0	\$1,500	
	NEW ADDITION	\$0	\$0	\$0	\$0	\$650,000	\$650,000	
	PARKING LOT GRIND & OVERLAY	\$11,000	\$0	\$0	\$0	\$0	\$11,000	
	20 TON ROOFTOP UNIT, MAIN HALL ASSEMBLY	\$0	\$0	\$0	\$30,000	\$0	\$30,000	
	PARKING LOT CONCRETE RECONSTRUCTION	\$0	\$0	\$0	\$0	\$280,000	\$280,000	
	ROOF REPAIR	\$3,000	\$0	\$0	\$3,000	\$0	\$6,000	
	TOTAL	\$23,700	\$8,800	\$4,300	\$37,300	\$934,300	\$1,008,400	
	GENERAL	\$11,850	\$4,400	\$2,150	\$18,650	\$142,150	\$179,200	
	SENIOR CITIZEN CENTER	\$0	\$0	\$0	\$0	\$650,000	\$650,000	
	YANKTON COUNTY	\$11,850	\$4,400	\$2,150	\$18,650	\$142,150	\$179,200	
	TOTAL	\$23,700	\$8,800	\$4,300	\$37,300	\$934,300	\$1,008,400	
	LIBRARY - 142 101.142.xxx	AUDIO VISUAL MATERIALS	\$13,500	\$13,000	\$13,500	\$14,000	\$14,000	\$68,000
		NEW BOOKS	\$52,000	\$52,000	\$53,000	\$54,000	\$54,000	\$265,000
LIBRARY ROOF		\$0	\$25,000	\$0	\$0	\$0	\$25,000	
STAFF CHAIRS		\$0	\$0	\$1,000	\$0	\$0	\$1,000	
LCD PROJECTOR		\$3,500	\$0	\$0	\$0	\$0	\$3,500	
LAPTOP		\$0	\$1,000	\$0	\$0	\$0	\$1,000	
eREADERS		\$0	\$500	\$0	\$0	\$0	\$500	
BATHROOM STALLS		\$0	\$0	\$10,000	\$0	\$0	\$10,000	
SOUTH DOORS		\$0	\$20,000	\$0	\$0	\$0	\$20,000	
NEW LIBRARY		\$0	\$0	\$0	\$0	\$12,000,000	\$12,000,000	
TOTAL		\$69,000	\$111,500	\$77,500	\$68,000	\$12,068,000	\$12,394,000	
GENERAL		\$69,000	\$111,500	\$77,500	\$68,000	\$68,000	\$394,000	
AMOUNT TO BE PROVIDED		\$0	\$0	\$0	\$0	\$12,000,000	\$12,000,000	
TOTAL	\$69,000	\$111,500	\$77,500	\$68,000	\$12,068,000	\$12,394,000		

171

CITY OF YANKTON
FIVE YEAR CAPITAL IMPROVEMENT PLAN

DEPARTMENT	DESCRIPTION	2016	2017	2018	2019	2020	TOTAL	
PARKS & RECREATION	LANDSCAPING (201.201.301)	\$7,000	\$7,000	\$7,000	\$7,000	\$7,000	\$35,000	
	201.201.xxx	\$30,300	\$0	\$15,000	\$0	\$75,000	\$120,300	
	PLAYGROUND EQUIPMENT (201.201.350)	\$11,000	\$200,000	\$50,000	\$15,000	\$75,000	\$351,000	
	EVENTS COORDINATOR OFFICE EQUIPMENT / FURNISHINGS	\$3,000	\$0	\$0	\$0	\$0	\$3,000	
	SHOP EQUIPMENT (201.201.350)	\$1,000	\$1,000	\$1,000	\$1,000	\$1,000	\$5,000	
	LAWN CARE EQUIPMENT (201.201.350)	\$3,000	\$3,000	\$3,000	\$3,000	\$3,000	\$15,000	
	TRUCKS (201.201.350)	\$76,000	\$0	\$32,000	\$32,000	\$32,000	\$172,000	
	PICKUP (201.201.350)	\$50,000	\$0	\$0	\$0	\$0	\$50,000	
	PARK FURNITURE (201.201.350)	\$6,000	\$6,000	\$6,000	\$8,000	\$8,000	\$34,000	
	NEW HOLLAND TRACTOR REPLACEMENT	\$0	\$0	\$0	\$29,000	\$0	\$29,000	
	SMITHCO BALL DIAMOND DRAG MACHINE	\$0	\$0	\$20,000	\$0	\$0	\$20,000	
	TWO WHEEL TRAILER (201.201.350)	\$0	\$0	\$2,500	\$0	\$0	\$2,500	
	TRAILER TO REPLACE SKID STEER TRAILER (201.201.350)	\$0	\$5,000	\$0	\$0	\$0	\$5,000	
	SOIL PULVERIZER FOR GROUND PREPARATION (201.201.350)	\$0	\$0	\$3,500	\$0	\$0	\$3,500	
	SKID LOADER AUGER DRIVER UNIT (201.201.350)	\$0	\$2,200	\$0	\$0	\$0	\$2,200	
	SUBTOTAL (200 SERIES)		\$187,300	\$224,200	\$140,000	\$95,000	\$201,000	\$847,500
	503.54x.xxx	TENNIS COURT RESURFACING (503.xxx.xxx)	\$0	\$25,000	\$0	\$0	\$0	\$25,000
	RIVERSIDE PARK - REPLACE BOAT DOCK WITH KAYAK LAUNCH	\$15,000	\$0	\$0	\$0	\$0	\$15,000	
	RIVERSIDE PARK - WEDDING GAZEBO TO REPLACE CONCRETE UMB. (503.544.32)	\$0	\$0	\$0	\$47,812	\$0	\$47,812	
	RIVERSIDE PARK - BATHROOM RENOVATION (503.544.320)	\$15,000	\$0	\$0	\$0	\$0	\$15,000	
	RIVERSIDE PARK - AMPHITHEATRE RAILINGS (503.544.320)	\$0	\$0	\$20,000	\$0	\$0	\$20,000	
	RIVERSIDE PARK - RESHINGLE CAPITOL BUILDING (503.544.320)	\$10,000	\$0	\$0	\$0	\$0	\$10,000	
	RIVERSIDE PARK - BASEBALL STADIUM LIGHTING (503.544.320 40% MATCH)	\$0	\$0	\$0	\$0	\$0	\$0	
	RIVERSIDE PARK - HEAT UTILITY AREA OF BASEBALL & SOFTBALL REST	\$0	\$4,000	\$0	\$0	\$0	\$4,000	
	RIVERSIDE PARK - HEAT UTILITY AREA OF RESTROOMS BY SHELTER #3	\$0	\$0	\$2,000	\$0	\$0	\$2,000	
	RIVERSIDE PARK - STADIUM SEATING	\$0	\$0	\$0	\$0	\$85,000	\$85,000	
	RIVERSIDE PARK - STADIUM TICKET BOOTH & FAN ENTRANCE	\$0	\$0	\$0	\$0	\$42,500	\$42,500	
	RIVERSIDE PARK - BANK ENHANCEMENTS	\$0	\$0	\$0	\$0	\$500,000	\$500,000	
	RIVERSIDE PARK - BOAT RAMP LIGHTING	\$0	\$0	\$0	\$0	\$50,000	\$50,000	
	PERFORMANCE STAGE	\$0	\$0	\$0	\$0	\$1,500,000	\$1,500,000	
	BLEACHERS - ALL OUTDOOR 4 SETS PER YEAR TO MEET STANDARDS	\$12,500	\$12,500	\$25,000	\$25,000	\$25,000	\$100,000	
	SIDEWALKS IN PARKS	\$0	\$0	\$10,000	\$11,000	\$10,000	\$31,000	
	PARK SIGNS	\$0	\$0	\$5,000	\$5,000	\$0	\$10,000	
	PARK STORAGE & RESTROOM BUILDINGS - REPLACE DOORS & FRAMES	\$7,350	\$6,000	\$6,000	\$6,000	\$0	\$25,350	
	SUMMER WELCOME BANNERS - 32 ON BROADWAY, 10 ON HWY 50	\$5,000	\$5,000	\$5,000	\$0	\$0	\$15,000	
	CHRISTMAS GARLAND & BOWS - 20 POLES @ \$200 / POLE	\$10,000	\$0	\$0	\$0	\$0	\$10,000	
	COMMISSIONER IDEAS FROM NLC	\$0	\$15,000	\$125,000	\$0	\$0	\$140,000	
	COMMUNITY GARDEN	\$0	\$0	\$5,000	\$0	\$0	\$5,000	
	MEMORIAL PARK - REPLACE TRAILS	\$0	\$45,000	\$50,000	\$50,000	\$50,000	\$195,000	
	MEMORIAL PARK - MOVE SOFTBALL FIELDS / NEW DUGOUTS / FENCING	\$0	\$0	\$20,000	\$0	\$0	\$20,000	
	MEMORIAL PARK - ADDITIONAL WATER MAIN	\$0	\$0	\$30,000	\$0	\$0	\$30,000	
	MEMORIAL PARK - NEW SHINGLES LARGE SHELTER	\$12,000	\$0	\$0	\$0	\$0	\$12,000	
	MEMORIAL PARK - RENOVATE BASKETBALL COURT	\$0	\$0	\$0	\$115,000	\$0	\$115,000	
	MEMORIAL PARK - HEAT THE UTILITY AREA OF SOUTH RESTROOM	\$0	\$0	\$2,000	\$0	\$0	\$2,000	
	CROCKET PARK - 1/2 BASKETBALL COURT, LANDSCAPING, OPEN AIR SHELTER	\$0	\$0	\$20,000	\$0	\$0	\$20,000	
	REMOTE CONTROL AIRPLANE STRIP, RC CAR TRACK	\$0	\$0	\$0	\$20,000	\$0	\$20,000	

172

CITY OF YANKTON
FIVE YEAR CAPITAL IMPROVEMENT PLAN

DEPARTMENT	DESCRIPTION	2016	2017	2018	2019	2020	TOTAL	
PARKS & RECREATION 201.201.xxx	SERTOMA PARK - SIDEWALKS, COMFORT STATION TO PARKING / SEATING	\$10,000	\$0	\$10,000	\$0	\$10,000	\$30,000	
	SERTOMA PARK - UPGRADE BLEACHERS, SHADE STRUCTURES, PAVEMENT	\$0	\$0	\$925,000	\$290,000	\$0	\$1,215,000	
	SERTOMA PARK - BASKETBALL COURT	\$0	\$0	\$0	\$25,000	\$0	\$25,000	
	SERTOMA PARK CONCESSION RENOVATION	\$0	\$0	\$423,000	\$0	\$0	\$423,000	
	SERTOMA PARK - OPEN AIR SHELTERS	\$0	\$0	\$10,000	\$10,000	\$10,000	\$30,000	
	SERTOMA PARK - LIGHTS FOR FOOTBALL FIELD	\$0	\$0	\$30,000	\$0	\$0	\$30,000	
	WESTSIDE PARK - UPDATE BRIDGE	\$0	\$0	\$200,000	\$0	\$0	\$200,000	
	WESTSIDE PARK - RESTROOM REMODELING	\$0	\$0	\$0	\$100,000	\$0	\$100,000	
	SUBTOTAL (500 SERIES)		\$96,850	\$112,500	\$1,923,000	\$704,812	\$2,282,500	\$5,119,662
	TOTAL		\$284,150	\$336,700	\$2,063,000	\$799,812	\$2,483,500	\$5,967,162
	GENERAL		\$269,150	\$291,700	\$2,058,000	\$799,812	\$2,483,500	\$5,902,162
	AMOUNT TO BE PROVIDED - BBB		\$15,000	\$5,000	\$5,000	\$0	\$0	\$25,000
	GRANTS		\$0	\$40,000	\$0	\$0	\$0	\$40,000
TOTAL		\$284,150	\$336,700	\$2,063,000	\$799,812	\$2,483,500	\$5,967,162	
MEMORIAL PARK POOL 202.202.xxx	FURNITURE REPLACEMENT	\$3,000	\$2,000	\$2,000	\$2,000	\$2,000	\$11,000	
	FILTER UPGRADE WITH PIPING	\$0	\$0	\$50,000	\$0	\$0	\$50,000	
	ADA LIFT	\$4,000	\$0	\$0	\$0	\$0	\$4,000	
	REPLACE POOL LIGHT TOWER FIXTURES	\$10,000	\$10,000	\$10,000	\$10,000	\$10,000	\$50,000	
	UMBRELLAS FOR CONCESSIONS AREA (2)	\$0	\$6,000	\$6,000	\$0	\$0	\$12,000	
	PHASE I - POOL CONSTRUCTION	\$0	\$0	\$4,010,000	\$0	\$0	\$4,010,000	
	PHASE II - POOL CONSTRUCTION	\$0	\$0	\$0	\$3,500,000	\$0	\$3,500,000	
	TOTAL	\$17,000	\$18,000	\$4,078,000	\$3,512,000	\$12,000	\$7,637,000	
	GENERAL	\$17,000	\$18,000	\$68,000	\$12,000	\$12,000	\$127,000	
	AMOUNT TO BE PROVIDED	\$0	\$0	\$4,010,000	\$3,500,000	\$0	\$7,510,000	
TOTAL	\$17,000	\$18,000	\$4,078,000	\$3,512,000	\$12,000	\$7,637,000		
MARNE CREEK 204.204.xxx	LAWN CARE EQUIPMENT	\$1,000	\$1,000	\$1,000	\$1,000	\$1,000	\$5,000	
	MAINTENANCE TRAIL CONSTRUCTION	\$20,000	\$20,000	\$20,000	\$20,000	\$20,000	\$100,000	
	TRAILS CONSTRUCTION - RR BRIDGE UNDERPASS	\$38,334	\$0	\$0	\$0	\$0	\$38,334	
	DIRECTIONAL SIGNAGE	\$14,000	\$0	\$7,000	\$7,000	\$7,000	\$35,000	
	TRUCK AND SNOW BLADE	\$0	\$40,000	\$0	\$0	\$0	\$40,000	
	TRAIL AMENITIES - BENCHES, TRASH CAN HOLDERS	\$2,000	\$2,000	\$2,000	\$2,000	\$2,000	\$10,000	
	TRAIL EXTENSION TO FOX RUN NEIGHBORHOODS	\$0	\$0	\$225,000	\$0	\$0	\$225,000	
	BANK STABILIZATION	\$10,000	\$10,000	\$10,000	\$10,000	\$10,000	\$50,000	
	LAND ACQUISITION	\$30,000	\$30,000	\$30,000	\$30,000	\$30,000	\$150,000	
	TOTAL	\$115,334	\$103,000	\$295,000	\$70,000	\$70,000	\$653,334	
	GENERAL	\$17,000	\$43,000	\$178,750	\$10,000	\$10,000	\$258,750	
	CAPITAL IMPROVEMENT SALES TAX	\$98,334	\$60,000	\$116,250	\$60,000	\$60,000	\$394,584	
	TOTAL	\$115,334	\$103,000	\$295,000	\$70,000	\$70,000	\$653,334	

173

CITY OF YANKTON
FIVE YEAR CAPITAL IMPROVEMENT PLAN

DEPARTMENT	DESCRIPTION	2016	2017	2018	2019	2020	TOTAL
BRIDGE & STREET FUND 207.221.xxx	PAINT BRIDGES & REPAIR	\$0	\$20,000	\$0	\$20,000	\$0	\$40,000
	ROAD MATERIALS	\$50,000	\$50,000	\$50,000	\$50,000	\$50,000	\$250,000
	PINE STREET BRIDGE REPLACEMENT (BIG)	\$88,520	\$1,412,321	\$0	\$0	\$0	\$1,500,841
	23RD STREET BRIDGE	\$0	\$0	\$0	\$50,000	\$0	\$50,000
	CEDAR STREET BRIDGE (BIG?)	\$10,255	\$0	\$500,000	\$0	\$0	\$510,255
	TOTAL	\$148,775	\$1,482,321	\$550,000	\$120,000	\$50,000	\$2,351,096
	ROAD AND BRIDGE FUND	\$21,398	\$21,398	\$21,398	\$21,398	\$21,398	\$106,990
	CAPITAL IMPROVEMENT SALES TAX	\$127,377	\$606,018	\$128,602	\$98,602	\$28,602	\$989,201
	BIG AID	\$0	\$854,905	\$400,000	\$0	\$0	\$1,254,905
	TOTAL	\$148,775	\$1,482,321	\$550,000	\$120,000	\$50,000	\$2,351,096
911 / DISPATCH 208.208.xxx	COMPUTER EQUIPMENT	\$4,000	\$4,000	\$4,000	\$4,000	\$0	\$16,000
	RADIO PROJECT 911 ELIGIBLE COSTS	\$0	\$650,000	\$0	\$0	\$0	\$650,000
	TOTAL	\$4,000	\$654,000	\$4,000	\$4,000	\$0	\$666,000
	GENERAL	\$0	\$0	\$4,000	\$4,000	\$0	\$8,000
	E911 FUNDS / FINANCING	\$4,000	\$654,000	\$0	\$0	\$0	\$658,000
TOTAL	\$4,000	\$654,000	\$4,000	\$4,000	\$0	\$666,000	
WATER UTILITY 601.601.xxx & 602.602.xxx	REPLACE PIPE LOCATOR	\$5,500	\$0	\$0	\$0	\$0	\$5,500
	CURB STOP LOCATOR	\$1,000	\$0	\$0	\$0	\$0	\$1,000
	WEED EATER / LAWN EQUIPMENT	\$9,000	\$0	\$0	\$0	\$0	\$9,000
	PICKUP TRUCKS	\$27,000	\$0	\$29,000	\$0	\$0	\$56,000
	MULTIPARAMETER TESTER	\$1,500	\$0	\$0	\$0	\$0	\$1,500
	PLASMA CUTTER (SPLIT WITH WASTEWATER)	\$1,000	\$0	\$0	\$0	\$0	\$1,000
	GENERATOR - WELLS / PUMP STATION (SPLIT WITH WW)	\$25,000	\$0	\$0	\$0	\$0	\$25,000
	PANEL VIEWS	\$0	\$8,000	\$0	\$0	\$0	\$8,000
	POWER WASHER (SPLIT WITH WW)	\$1,900	\$0	\$0	\$0	\$0	\$1,900
	PRESSURE REDUCING VALVES (5@\$30,000)	\$0	\$30,000	\$30,000	\$30,000	\$30,000	\$120,000
	A/C PLANT #2	\$0	\$5,000	\$0	\$0	\$0	\$5,000
	CLARIFIER TROUGH REPLACEMENT #2	\$0	\$500,000	\$0	\$0	\$0	\$500,000
	TREATMENT PLANT IMPROVEMENTS	\$1,000,000	\$17,000,000	\$17,000,000	\$0	\$0	\$35,000,000
	FILL STATION	\$300,000	\$0	\$0	\$0	\$0	\$300,000
	RAW WATER LINE AND WASTEWATER LOOP	\$670,472	\$0	\$0	\$0	\$0	\$670,472
	REPLACE MOTOR STARTERS HIGH SERVICE PUMPS PLANT #1	\$40,000	\$0	\$0	\$0	\$0	\$40,000
	LIME FEEDER PLANT #1	\$0	\$0	\$75,000	\$0	\$0	\$75,000
	PAINT LIME SILO PLANT #1	\$0	\$0	\$20,000	\$0	\$0	\$20,000

174

CITY OF YANKTON
FIVE YEAR CAPITAL IMPROVEMENT PLAN

DEPARTMENT	DESCRIPTION	2016	2017	2018	2019	2020	TOTAL
WATER UTILITY	WEST STREET, 8TH TO 9TH	\$0	\$0	\$64,000	\$0	\$0	\$64,000
601.601.xxx & 602.602.xxx	LOCUST STREET, 4TH TO 8TH	\$0	\$0	\$1,777,000	\$0	\$0	\$1,777,000
	LOCUST STREET, 15TH TO N SIDE OF BRIDGE	\$0	\$0	\$188,000	\$0	\$0	\$188,000
	BROADWAY, 31ST TO WILSON TRAILER - WATER MAIN REPLACEMENT	\$0	\$0	\$0	\$60,000	\$0	\$60,000
	WALNUT @ 8TH STREET - WATER MAIN REPLACEMENT -(S)	\$0	\$0	\$0	\$80,000	\$0	\$80,000
	CEDAR ST, 7TH TO 10TH - WATER MAIN REPLACEMENT	\$0	\$0	\$50,000	\$0	\$0	\$50,000
	ELM ST, 20TH TO 21ST - WATER MAIN REPLACEMENT	\$0	\$0	\$50,000	\$0	\$0	\$50,000
	DOUGLAS ANNA TO 31ST - (S)	\$175,000	\$0	\$0	\$0	\$0	\$175,000
	EAST HWY 50 WATERMAIN REPLACEMENT - (S/WW)	\$520,000	\$0	\$0	\$0	\$0	\$520,000
	4TH STREET WTRMAIN CROSSINGS/ VALVING, BRDWAY TO PICOTTE - (S)	\$130,000	\$0	\$0	\$0	\$0	\$130,000
	8TH STREET, BURLEIGH TO FERDIG - (S)	\$0	\$0	\$300,000	\$0	\$0	\$300,000
	RIVERSIDE DRIVE, LINN TO GREEN - (S/WW)	\$0	\$0	\$0	\$200,000	\$0	\$200,000
	8TH STREET, LYNN TO SUMMIT - (S)	\$0	\$0	\$300,000	\$0	\$0	\$300,000
	MAPLE STREET, 6TH TO 7TH - WATER MAIN REPLACEMENT -(S)	\$70,000	\$0	\$0	\$0	\$0	\$70,000
	MAPLE STREET, 4TH TO 6TH - WATER MAIN REPLACEMENT -(S?)	\$0	\$125,000	\$0	\$0	\$0	\$125,000
	SPRUCE STREET, 4TH TO 6TH - WATER MAIN REPLACEMENT	\$0	\$0	\$125,000	\$0	\$0	\$125,000
	CEDAR ST, 19TH TO 21ST - WATER MAIN REPLACEMENT -(S)	\$0	\$0	\$0	\$0	\$125,000	\$125,000
	WALNUT STREET, 2ND TO 4TH - (S)	\$0	\$0	\$125,000	\$0	\$0	\$125,000
	GIS MAPPING (SPLIT WITH WASTEWATER)	\$0	\$5,000	\$0	\$0	\$0	\$5,000
	10TH ST, SUMMIT TO JACKSON - WATER MAIN REPLACEMENT	\$0	\$0	\$0	\$125,000	\$0	\$125,000
	BILL BAGGS ROAD EXTENSION - (S)	\$0	\$0	\$0	\$150,000	\$0	\$150,000
	COLLECTOR WELL	\$10,200,000	\$0	\$0	\$0	\$0	\$10,200,000
	MIXERS FOR NORTH AND WEST TOWERS	\$0	\$0	\$0	\$46,000	\$46,000	\$92,000
	RADIO CNTRLS TO W TOWER/WESTSIDE PARK BOOSTER/N TOWER	\$0	\$0	\$60,000	\$0	\$0	\$60,000
	RESERVE FOR FUTURE IMPROVEMENTS	\$75,000	\$75,000	\$75,000	\$75,000	\$0	\$300,000
	TOTAL	\$13,252,372	\$17,748,000	\$20,268,000	\$766,000	\$201,000	\$52,235,372
	WATER FUNDS	\$3,252,372	\$248,000	\$20,268,000	\$766,000	\$201,000	\$24,735,372
	FEDERAL AID (SRF LOAN, DOT & CORPS - BRIDGE PROJECT)	\$10,000,000	\$17,500,000	\$0	\$0	\$0	\$27,500,000
	TOTAL	\$13,252,372	\$17,748,000	\$20,268,000	\$766,000	\$201,000	\$52,235,372

175

CITY OF YANKTON
FIVE YEAR CAPITAL IMPROVEMENT PLAN

DEPARTMENT	DESCRIPTION	2016	2017	2018	2019	2020	TOTAL
WASTEWATER UTILITY	REPLACE MOWER	\$7,000	\$0	\$0	\$0	\$0	\$7,000
611.611.xxx	REPLACE SAMPLERS	\$6,000	\$0	\$0	\$0	\$0	\$6,000
	RADIO	\$700	\$700	\$0	\$0	\$0	\$1,400
	REPLACE LAB EQUIPMENT	\$7,000	\$7,000	\$7,000	\$0	\$0	\$21,000
	SAFETY TRIPOD	\$6,000	\$0	\$0	\$0	\$0	\$6,000
	ICE MAKER	\$0	\$4,000	\$0	\$0	\$0	\$4,000
	WEED EATER	\$750	\$0	\$0	\$0	\$0	\$750
	PLASMA CUTTER (SPLIT WITH WATER)	\$1,000	\$0	\$0	\$0	\$0	\$1,000
	REPLACE VEHICLE	\$40,000	\$29,000	\$0	\$35,000	\$0	\$104,000
	SKID LOADER	\$0	\$45,000	\$0	\$0	\$0	\$45,000
	GENERATOR - WELLS / PUMP STATION (SPLIT WITH WATER)	\$25,000	\$0	\$0	\$0	\$0	\$25,000
	POWER WASHER (SPLIT WITH WATER)	\$1,900	\$0	\$0	\$0	\$0	\$1,900
	HYDRAULIC TRAILER	\$14,000	\$0	\$0	\$0	\$0	\$14,000
	SNOW BLOWER	\$2,500	\$0	\$0	\$0	\$0	\$2,500
	LAB WATER STILL	\$0	\$6,500	\$0	\$0	\$0	\$6,500
	BOD INCUBATOR	\$0	\$2,500	\$0	\$0	\$0	\$2,500
	HSC STATION REMOVED	\$0	\$0	\$50,000	\$0	\$0	\$50,000
	SCREENING FOR LAGOONS	\$0	\$6,000	\$0	\$0	\$0	\$6,000
	CLARIFIER - SANDBLAST & PAINT	\$100,000	\$120,000	\$0	\$0	\$0	\$220,000
	MANHOLE REPAIR	\$25,000	\$25,000	\$25,000	\$25,000	\$25,000	\$125,000
	LIFT STATION GRAVITY SEWER	\$0	\$2,200,000	\$0	\$0	\$0	\$2,200,000
	LIFT STATION REHAB	\$3,225,000	\$0	\$0	\$0	\$0	\$3,225,000
	LIFT STATION FORCE MAIN	\$1,500,000	\$0	\$0	\$0	\$0	\$1,500,000
	EAST HWY 50 UTILITIES - (S/W)	\$780,000	\$0	\$0	\$0	\$0	\$780,000
	EAST HWY 50 EXTENSION - (S/W)	\$0	\$0	\$0	\$10,000	\$1,135,000	\$1,145,000
	RIVERSIDE DRIVE, BROADWAY TO GREEN - (S/W)	\$0	\$0	\$0	\$125,000	\$0	\$125,000
	AERATION DIFFUSERS	\$0	\$20,000	\$0	\$0	\$0	\$20,000
	INLET WORKS IMPROVEMENTS	\$0	\$0	\$2,000,000	\$0	\$0	\$2,000,000
	UV SYSTEM UPGRADES	\$0	\$0	\$50,000	\$0	\$0	\$50,000
	PIPING & VALVE REPLACEMENT	\$50,000	\$0	\$0	\$0	\$0	\$50,000
	SCADA - REPLACEMENT	\$15,000	\$15,000	\$0	\$0	\$0	\$30,000
	SEWER PLANT - UNDERGROUND PIPING	\$0	\$0	\$1,300,000	\$0	\$0	\$1,300,000
	WATER LAGOON CONSTRUCTION	\$0	\$0	\$500,000	\$0	\$0	\$500,000
	DIGESTER COVERS - BEADBLAST & PAINT	\$0	\$0	\$0	\$0	\$3,000,000	\$3,000,000
	8TH STREET, BURLEIGH TO FERDIG - (S/W)	\$0	\$0	\$205,000	\$0	\$0	\$205,000
	RESERVE FOR FUTURE IMPROVEMENTS	\$35,000	\$35,000	\$35,000	\$35,000	\$35,000	\$175,000
	TOTAL	\$5,841,850	\$2,515,700	\$4,172,000	\$230,000	\$4,195,000	\$16,954,550
	WASTEWATER UTILITY	\$1,634,250	\$315,700	\$4,172,000	\$230,000	\$4,195,000	\$10,546,950
	FEDERAL AID (SRF LOAN)	\$2,138,000	\$2,200,000	\$0	\$0	\$0	\$4,338,000
	FEDERAL AID (EDA GRANT)	\$2,069,600	\$0	\$0	\$0	\$0	\$2,069,600
	TOTAL	\$5,841,850	\$2,515,700	\$4,172,000	\$230,000	\$4,195,000	\$16,954,550

176

CITY OF YANKTON
FIVE YEAR CAPITAL IMPROVEMENT PLAN

DEPARTMENT	DESCRIPTION	2016	2017	2018	2019	2020	TOTAL
CEMETERY 621.621.xxx	LANDSCAPING	\$1,000	\$1,000	\$1,000	\$1,000	\$1,000	\$5,000
	REPLACE MOWERS & TRIMMERS	\$0	\$13,000	\$0	\$15,000	\$0	\$28,000
	ZRATOR - ZERO TURN AERATOR	\$0	\$10,000	\$0	\$0	\$0	\$10,000
	REPURCHASE CEMETERY LOTS	\$500	\$500	\$500	\$500	\$500	\$2,500
	GIS MAP & DIRECTORY	\$0	\$0	\$0	\$0	\$0	\$0
	REPAIR OLD HEADSTONES	\$1,000	\$1,000	\$1,000	\$1,000	\$1,000	\$5,000
	CONCRETE ROAD REPLACEMENT	\$0	\$0	\$10,000	\$10,000	\$10,000	\$30,000
	STORAGE AREA W/ROOF CONNECTED TO BUILDING	\$10,000	\$0	\$0	\$0	\$0	\$10,000
	SIDEWALK ALONG BROADWAY	\$0	\$0	\$0	\$0	\$0	\$0
	REPLACE TRUCK	\$43,000	\$0	\$0	\$0	\$0	\$43,000
	REPLACE SNOW BLADE FOR TRUCK	\$5,000	\$0	\$0	\$0	\$0	\$5,000
	REPLACE SKID STEER, BACK-HOE, SNOW BLOWER	\$0	\$27,000	\$0	\$0	\$0	\$27,000
	MAUSOLEUM / CREMATORIUM	\$0	\$0	\$0	\$100,000	\$0	\$100,000
	TOTAL	\$60,500	\$52,500	\$12,500	\$127,500	\$12,500	\$265,500
	GENERAL	\$60,500	\$52,500	\$12,500	\$127,500	\$12,500	\$265,500
SOLID WASTE COLLECTION 631.631.xxx	REPLACE TRACTOR	\$0	\$0	\$120,000	\$0	\$0	\$120,000
	REPLACE COMPACTOR TRUCK	\$144,972	\$0	\$190,000	\$0	\$200,000	\$534,972
	RECONDITION COMPOST TURNER	\$0	\$0	\$6,000	\$0	\$6,000	\$12,000
	TROMMEL SCREEN MAINTENANCE	\$0	\$0	\$5,000	\$0	\$0	\$5,000
SINGLE STREAM / ROLL CART COLLECTION \$966,000	ROLL CARTS	\$0	\$630,000	\$0	\$0	\$0	\$630,000
	TRUCK TIPPERS	\$0	\$56,000	\$0	\$0	\$0	\$56,000
	SEMI TRACTOR	\$0	\$65,000	\$0	\$0	\$0	\$65,000
	WALKING FLOOR TRAILER	\$0	\$80,000	\$0	\$0	\$0	\$80,000
	BUILDING MODIFICATIONS	\$0	\$5,000	\$0	\$0	\$0	\$5,000
	EDUCATION	\$0	\$20,000	\$0	\$0	\$0	\$20,000
	INCREASED COMPACTOR TRUCK COST (\$0	\$0	\$110,000	\$0	\$0	\$110,000
	TOTAL	\$144,972	\$856,000	\$321,000	\$0	\$206,000	\$1,527,972
	SOLID WASTE COLLECTION FUND	\$144,972	\$541,000	\$321,000	\$0	\$206,000	\$1,212,972
	DENR GRANT / LOAN	\$0	\$315,000	\$0	\$0	\$0	\$315,000
TOTAL	\$144,972	\$856,000	\$321,000	\$0	\$206,000	\$1,527,972	
SOLID WASTE DISPOSAL AND RECYCLING (JOINT POWERS) 637.637.xxx	REPLACE TRANSFER TRAILER	\$0	\$80,000	\$80,000	\$80,000	\$80,000	\$320,000
	RUBBLE TRENCH	\$0	\$25,000	\$25,000	\$25,000	\$25,000	\$100,000
	RUBBLE TRENCH SURVEY & PERMIT	\$0	\$0	\$9,000	\$0	\$0	\$9,000
	BUILDING ADDITION DEBT SERVICE (DENR \$352,680 @ 3% 20 YEARS)	\$24,021	\$24,021	\$24,021	\$24,021	\$24,021	\$120,105
	CLOSURE	\$0	\$0	\$0	\$0	\$40,000	\$40,000
	PAVEMENT ADDITIONS & REPLACEMENT	\$0	\$0	\$10,000	\$0	\$0	\$10,000
	REDESIGN AND MOVE GATEHOUSE / REPLACE SCALE	\$750,000	\$0	\$0	\$0	\$0	\$750,000
	REPLACE SKID LOADER	\$0	\$50,000	\$30,000	\$0	\$0	\$80,000
	OVERHEAD DOOR REPLACEMENT	\$0	\$9,000	\$9,000	\$9,000	\$9,000	\$36,000
	DUMP FLOOR REHABILITATION	\$0	\$0	\$30,000	\$0	\$30,000	\$60,000
	EXCAVATOR REPLACEMENT	\$0	\$0	\$0	\$130,000	\$0	\$130,000
	REPLACE LAWN MOWER	\$0	\$0	\$0	\$0	\$18,000	\$18,000
	TRANSFER BUILDING SEWER REHAB	\$0	\$0	\$0	\$0	\$75,000	\$75,000
	TOTAL	\$774,021	\$188,021	\$217,021	\$268,021	\$301,021	\$1,748,105
	DENR GRANT / LOAN	\$750,000	\$0	\$0	\$0	\$0	\$750,000
JOINT POWERS FUND	\$24,021	\$188,021	\$217,021	\$268,021	\$301,021	\$998,105	
TOTAL	\$774,021	\$188,021	\$217,021	\$268,021	\$301,021	\$1,748,105	

177

CITY OF YANKTON
FIVE YEAR CAPITAL IMPROVEMENT PLAN

DEPARTMENT	DESCRIPTION	2016	2017	2018	2019	2020	TOTAL
FOX RUN GOLF COURSE	BUNKER / SAND TRAP RAKE	\$0	\$0	\$15,000	\$0	\$0	\$15,000
641.641.xxx	PRINTER / COPIER	\$3,000	\$0	\$0	\$0	\$0	\$3,000
	OFFICE FURNITURE / EQUIPMENT	\$1,364	\$0	\$0	\$0	\$0	\$1,364
	RESTROOM PARTITIONS	\$5,000	\$0	\$0	\$0	\$0	\$5,000
	TWO POST LIFT	\$2,800	\$0	\$0	\$0	\$0	\$2,800
	SIMULATOR SCREEN	\$5,000	\$0	\$0	\$0	\$0	\$5,000
	REPLACE CONCRETE AROUND CART SHEDS	\$10,000	\$10,000	\$0	\$0	\$0	\$20,000
	CONCRETE CART PATHS	\$10,200	\$10,000	\$10,000	\$10,000	\$10,000	\$50,200
	TCE - TRIPLEX GREENS MOWERS (2)	\$24,950	\$0	\$30,000	\$30,000	\$30,000	\$114,950
	TCE - UTILITY CARTS (5)	\$35,000	\$0	\$35,000	\$35,000	\$35,000	\$140,000
	TCE - FAIRWAY MOWERS (3)	\$52,000	\$52,000	\$52,000	\$0	\$0	\$156,000
	VICON SPREADER	\$0	\$0	\$0	\$7,000	\$0	\$7,000
	CUSHMAN CORE HARVESTOR	\$0	\$0	\$0	\$9,000	\$0	\$9,000
	RANGE BALL DISPENSER	\$10,000	\$0	\$0	\$0	\$0	\$10,000
	VIBRATORY GREENS ROLLING SYSTEM	\$2,500	\$0	\$0	\$12,000	\$0	\$14,500
	GROOMER ATTACHMENT FOR GREENS MOWER			\$19,000	\$0	\$0	\$19,000
	TORO TRI-PLEX TRIM MOWER	\$0	\$0	\$38,000	\$0	\$0	\$38,000
	TURF SPRAYER AND GUN	\$0	\$0	\$0	\$12,000	\$0	\$12,000
	EASY PICKER RANGE PICKER	\$0	\$0	\$0	\$5,000	\$0	\$5,000
	NEW SERVER, SOFTWARE, CC PROCESSING EQUIPMENT	\$0	\$5,000	\$0	\$0	\$0	\$5,000
	TURF SLICER, WATER TANKS, ELECTRIC LIFT	\$0	\$0	\$0	\$0	\$15,000	\$15,000
	AERATOR	\$0	\$0	\$0	\$0	\$15,000	\$15,000
	TOTAL	\$161,814	\$77,000	\$199,000	\$120,000	\$105,000	\$662,814
	DEPRECIATION	\$60,000	\$60,000	\$60,000	\$60,000	\$60,000	\$300,000
	GOLF COURSE RESERVE REDUCTION / INCREASE	\$101,814	\$17,000	\$139,000	\$60,000	\$45,000	\$362,814
	TOTAL	\$161,814	\$77,000	\$199,000	\$120,000	\$105,000	\$662,814
	Beginning Balance	(\$299,699)	(\$401,513)	(\$418,513)	(\$557,513)	(\$617,513)	
	Required for Capital Expenditures	\$101,814	\$17,000	\$139,000	\$60,000	\$45,000	
	Estimated Balance	(\$401,513)	(\$418,513)	(\$557,513)	(\$617,513)	(\$662,513)	

178

CITY OF YANKTON
FIVE YEAR CAPITAL IMPROVEMENT PLAN

DEPARTMENT	DESCRIPTION	2016	2017	2018	2019	2020	TOTAL
YANKTON HIGH SCHOOL	MISC REPAIRS (100c - CITY SHARE)	\$15,000	\$15,000	\$15,000	\$15,000	\$15,000	\$75,000
and SUMMIT ACTIVITIES CENTER	ADD LIGHTS TO BASEBALL / SOFTBALL FIELDS (100c - CITY SHARE)	\$0	\$0	\$75,000	\$0	\$0	\$75,000
203.203.xxx	REPLACE POOL MUSHROOM (11s/89c)	\$0	\$0	\$0	\$12,000	\$0	\$12,000
506.571.350	REPLACE WATER BASKETBALL HOOPS - 3 (11s/89c)	\$0	\$0	\$0	\$3,000	\$0	\$3,000
	POOL FILTER & IMPELLER (11s/89c)	\$0	\$2,000	\$0	\$0	\$0	\$2,000
	POOL DECK FURNITURE (11s/89c)	\$1,000	\$1,000	\$1,000	\$0	\$0	\$3,000
s = Yankton Public School District	REPLACE STAINLESS STEEL DOORS & FRAMES INTO AQUATICS AREA (11s/89c)	\$0	\$25,000	\$25,000	\$0	\$0	\$50,000
c = City of Yankton	FITNESS EQUIPMENT (50s/50c) 203.203.350	\$15,000	\$15,000	\$15,000	\$15,000	\$16,000	\$76,000
	CONFERENCE TABLE (50s/50c)	\$0	\$0	\$0	\$5,000	\$0	\$5,000
	SAC VOLLEYBALL STANDARDS (50s/50c)	\$5,800	\$5,800	\$5,800	\$5,800	\$5,800	\$29,000
	NEW FLOORING ON STEPS TO WEIGHT AREA (50s/50c)	\$0	\$10,000	\$0	\$0	\$0	\$10,000
	ADA SIDEWALK (60s/40c)	\$0	\$0	\$0	\$65,000	\$0	\$65,000
	ADA SEATING - YOUTH FOOTBALL FIELD (60s/40c)	\$5,000	\$0	\$0	\$0	\$0	\$5,000
	EIFS PAINTING (60s/40c)	\$200,000	\$200,000	\$0	\$0	\$0	\$400,000
	SAC TENNIS COURT RE-SURFACING (60s/40c)	\$0	\$0	\$50,000	\$0	\$0	\$50,000
	STUDENT PARKING LOT (60s/40c)	\$0	\$0	\$150,000	\$0	\$0	\$150,000
	SAC EVENT LOT (60s/40c)	\$0	\$0	\$0	\$100,000	\$0	\$100,000
	LANDSCAPING (60s/40c)	\$1,000	\$1,000	\$1,000	\$1,000	\$1,000	\$5,000
	N 40 TRAIL, LIGHTS (60s/40c)	\$0	\$0	\$60,000	\$0	\$0	\$60,000
	RESTRIPED PARKING LOTS (60s/40c)	\$7,500	\$7,500	\$7,500	\$7,500	\$7,500	\$37,500
	DRINKING FOUNTAIN COOLED AUX GYM (85s/15c)	\$0	\$10,000	\$0	\$0	\$0	\$10,000
	DRINKING FOUNTAIN COOLED MAIN GYM (85s/15c)	\$0	\$15,000	\$0	\$0	\$0	\$15,000
	ROOF REPLACEMENT (85s/15c)	\$0	\$130,000	\$0	\$153,000	\$72,000	\$355,000
	PAINTING INSIDE OF FACILITY (85s/15c)	\$0	\$0	\$90,000	\$90,000	\$90,000	\$270,000
	GYM FLOORS (85s/15c)	\$12,000	\$12,000	\$12,000	\$12,000	\$12,000	\$60,000
	REPLACE CURTAIN MAIN THEATER (97s/3c)	\$10,000	\$0	\$0	\$0	\$0	\$10,000
	RIGGING THEATER INSPECTION (97s/3c) EVERY 3RD YEAR	\$0	\$0	\$4,500	\$0	\$0	\$4,500
	LIGHTS IN WEIGHT FITNESS AREA	\$0	\$0	\$0	\$0	\$10,000	\$10,000
	SANDBLAST & REPAINT SAC LOCKERS	\$0	\$0	\$0	\$0	\$10,000	\$10,000
	UV POOL SYSTEM	\$0	\$0	\$0	\$0	\$25,000	\$25,000
	REPLACE PORTABLE WALL IN YCAH (99s/1c)	\$0	\$12,000	\$0	\$0	\$0	\$12,000
	TOTAL	\$272,300	\$461,300	\$511,800	\$484,300	\$264,300	\$1,994,000
	GENERAL	\$7,500	\$7,500	\$7,500	\$7,500	\$8,000	\$38,000
	CAPITAL IMPROVEMENT SALES TAX	\$106,290	\$156,390	\$238,875	\$141,400	\$48,750	\$691,705
	YANKTON SCHOOL DISTRICT	\$158,510	\$297,410	\$265,425	\$335,400	\$207,550	\$1,264,295
	TOTAL	\$272,300	\$461,300	\$511,800	\$484,300	\$264,300	\$1,994,000

CITY OF YANKTON
FIVE YEAR CAPITAL IMPROVEMENT PLAN

DEPARTMENT	DESCRIPTION	2016	2017	2018	2019	2020	TOTAL
SPECIAL CAPITAL IMPROVEMENT TAX	PROFESSIONAL SERVICES / PAYMENT TO YAPG	\$320,835	\$320,835	\$320,835	\$320,835	\$320,835	\$1,604,175
506.xxx.xxx	SUMMIT ACTIVITIES CENTER CAPITAL IMPROVEMENTS (506.571.350)	\$106,290	\$156,390	\$238,875	\$141,400	\$48,750	\$691,705
	TRANSFER TO 501 - GEHL DRIVE NORTH MATCH (506.572.588)	\$0	\$0	\$0	\$250,000	\$0	\$250,000
TRANSFERS	SPECIAL ASSESSMENT PROJECTS - CITY'S PARTICIPATION	\$1,652,883	\$0	\$0	\$651,296	\$0	\$2,304,179
	TRANSFER TO BRIDGE & ST. FOR CITY SHARE (506.572.626)	\$127,377	\$606,018	\$128,602	\$98,602	\$28,602	\$989,201
	TRANSFER TO MARNE CREEK (506.573.623)	\$98,334	\$80,000	\$0	\$0	\$0	\$178,334
	LOAN TO PUBLIC IMPROVEMENT / HSC	\$1,919,963	\$0	\$0	\$0	\$0	\$1,919,963
ANNUAL EXPENDITURES	OPEN ASPHALT / CONCRETE (506.572.376)	\$550,000	\$550,000	\$550,000	\$550,000	\$550,000	\$2,750,000
	STREET CONSTRUCTION / ADA (506.572.390)	\$80,000	\$80,000	\$80,000	\$80,000	\$80,000	\$400,000
	STORM SEWER CONSTRUCTION (506.573.390)	\$15,000	\$15,000	\$15,000	\$15,000	\$15,000	\$75,000
	PERMANENT PAVEMENT MARKINGS & REFLECTIVE SIGNAGE (506.574.373)	\$80,000	\$80,000	\$80,000	\$80,000	\$80,000	\$400,000
	DOWNTOWN ALLEYS / CITY PARKING LOTS (506.574.381)	\$150,000	\$150,000	\$150,000	\$150,000	\$150,000	\$750,000
	TRAIL & DRAINAGE IMPROVEMENTS	\$25,000	\$25,000	\$25,000	\$25,000	\$25,000	\$125,000
	CRUSHED SALVAGE CONCRETE (506.574.390)	\$0	\$200,000	\$0	\$200,000	\$0	\$400,000
UNDERWAY	DOWNTOWN IMPROVEMENTS (506.572.389)	\$265,603	\$0	\$0	\$0	\$0	\$265,603
BUDGET SUPPLEMENTS	PARK STREET, 8TH TO 10TH	\$0	\$0	\$380,000	\$0	\$0	\$380,000
	31ST STREET PEDESTRIAN ENHANCEMENTS (PHASES 1, 2 & 3)	\$0	\$1,452,648	\$0	\$0	\$0	\$1,452,648
STIP	4TH STREET RECONSTRUCTION, BROADWAY TO FERDIG (STIP) - (W/WW)	\$562,000	\$0	\$0	\$0	\$0	\$562,000
HWY 50 TIMING	EAST HWY 50 CORRIDOR - (W)	\$600,000	\$0	\$0	\$0	\$0	\$600,000
	WALNUT, 2ND TO 4TH (506.572.xxx) - (W)	\$0	\$0	\$590,000	\$0	\$0	\$590,000
	CEDAR, 2ND TO 4TH & CALMERS ON 2ND STREET (506.572.xxx)	\$0	\$650,000	\$0	\$0	\$0	\$650,000
	MAPLE STREET, 6TH TO 8TH - (W)	\$275,000	\$0	\$0	\$0	\$0	\$275,000
WCLR PROJECTS	WCLR, RR TRACKS TO GOLF VIEW LANE (100c)	\$0	\$625,000	\$0	\$0	\$0	\$625,000
	WCLR, HWY 50 TO RR TRACKS (100co)	\$0	\$0	\$188,700	\$0	\$0	\$188,700
	WCLR, GOLF VIEW TO 27TH STREET (100co)	\$0	\$0	\$304,300	\$0	\$0	\$304,300
	WCLR, 27TH STREET TO 23RD STREET (100c)	\$0	\$0	\$1,122,850	\$0	\$0	\$1,122,850
	WCLR, 23RD STREET TO 21ST STREET (100co)	\$0	\$0	\$0	\$563,975	\$0	\$563,975
	WCLR, 21ST STREET TO 15TH STREET (50c/50co)	\$0	\$0	\$0	\$1,122,425	\$0	\$1,122,425
	WCLR, 15TH STREET TO 11TH STREET (100co)	\$0	\$0	\$0	\$547,400	\$0	\$547,400
	WCLR, 11TH STREET TO 9TH STREET (50c/50co)	\$0	\$0	\$0	\$0	\$344,250	\$344,250
	8TH STREET, LINN TO SUMMIT - (W)	\$50,000	\$300,000	\$901,000	\$0	\$0	\$1,251,000
	21ST STREET, RR CROSSING (OUR SHARE ONLY)	\$0	\$50,000	\$0	\$0	\$0	\$50,000
	21ST STREET, SUMMIT TO RR	\$0	\$250,000	\$0	\$0	\$0	\$250,000
	25TH STREET, DOUGLAS TO MULBERRY	\$0	\$350,000	\$0	\$0	\$0	\$350,000
	MAPLE STREET, 4TH TO 6TH - WATER MAIN REPLACEMENT - (W)	\$0	\$280,000	\$0	\$0	\$0	\$280,000
	HWY 81 / BROADWAY SIDEWALK ALONG CEMETERY	\$0	\$40,000	\$0	\$0	\$0	\$40,000
	SPRUCE STREET, 4TH TO 6TH - (W)	\$0	\$0	\$300,000	\$0	\$0	\$300,000
	26TH STREET. DOUGLAS TO MULBERRY	\$0	\$0	\$285,000	\$0	\$0	\$285,000
	NORTH 81 ADDITIONAL ROADWAY LIGHTING - CITY SHARE	\$0	\$0	\$25,000	\$0	\$0	\$25,000
	8TH STREET, BURLEIGH TO FERDIG - (W/WW)	\$0	\$0	\$1,220,000	\$0	\$0	\$1,220,000
	33RD STREET WEST OF BROADWAY	\$0	\$0	\$100,000	\$0	\$0	\$100,000
	PAYTON LANE	\$0	\$0	\$490,000	\$0	\$0	\$490,000
	BILL BAGGS ROAD EXTENSION	\$0	\$0	\$22,000	\$415,000	\$0	\$437,000
	RIVERSIDE DR., BROADWAY TO GREEN	\$0	\$0	\$0	\$450,000	\$0	\$450,000
	21ST STREET DOUGLAS TO MULBERRY	\$0	\$0	\$0	\$365,000	\$0	\$365,000
	WALNUT STREET, 8TH TO 15TH - (W)	\$0	\$0	\$0	\$1,120,000	\$0	\$1,120,000
	GREEN STREET, SOUTH OF 8TH / MISC.	\$0	\$0	\$0	\$600,000	\$0	\$600,000
	PENINAH, 21ST TO AIRPORT ENTRANCE (W/COUNTY APPX 60% CITY)	\$0	\$0	\$0	\$726,000	\$0	\$726,000
	21ST STREET BROADWAY TO DOUGLAS	\$0	\$0	\$0	\$0	\$450,000	\$450,000

180

CITY OF YANKTON
FIVE YEAR CAPITAL IMPROVEMENT PLAN

DEPARTMENT	DESCRIPTION	2016	2017	2018	2019	2020	TOTAL
SPECIAL CAPITAL IMPROVEMENT TAX	EAST 21ST STREET EXTENSION - DRAINAGE & GRADING / PAVING - (W?)	\$0	\$0	\$0	\$925,000	\$1,240,000	\$2,165,000
506.xxx.xxx	CEDAR STREET, SOUTH OF 21ST - (W)	\$0	\$0	\$0	\$0	\$300,000	\$300,000
	5TH STREET, BROADWAY TO GREEN	\$0	\$0	\$0	\$0	\$300,000	\$300,000
	12TH STREET, DOUGLAS TO MULBERRY	\$0	\$0	\$0	\$0	\$450,000	\$450,000
	PINE STREET, 10TH TO 15TH	\$0	\$0	\$0	\$0	\$500,000	\$500,000
	SPRUCE STREET, 3RD TO 4TH & 3RD STREET, SPRUCE TO PARK	\$0	\$0	\$0	\$0	\$190,000	\$190,000
	3RD STREET, GREEN TO MAPLE & GREEN STREET, 3RD TO 4TH	\$0	\$0	\$0	\$0	\$220,000	\$220,000
	5TH STREET, GREEN TO SPRUCE	\$0	\$0	\$0	\$0	\$235,000	\$235,000
	CEDAR STREET, 4TH TO 8TH	\$0	\$0	\$0	\$0	\$650,000	\$650,000
	7TH STREET, BROADWAY TO MAPLE	\$0	\$0	\$0	\$0	\$325,000	\$325,000
	JACQUELINE DRIVE, JO LANE, OAKWOOD DRIVE CUL-DE-SACS	\$0	\$0	\$0	\$0	\$275,000	\$275,000
	TOTAL	\$6,878,285	\$6,260,891	\$7,517,162	\$9,396,933	\$6,777,437	\$36,830,708
	CAPITAL IMPROVEMENT SALES TAX	\$6,411,117	\$4,806,563	\$6,556,994	\$7,804,577	\$6,138,144	\$31,717,395
	CAPITAL IMPROVEMENT SALES TAX (YEARLY REVENUE)	\$3,766,247	\$3,879,234	\$3,995,611	\$4,115,479	\$4,238,943	\$19,995,514
	CAPITAL IMPROVEMENT SALES TAX (FUND BALANCE SPENT)	\$2,644,870	\$927,329	\$2,561,383	\$3,689,098	\$1,899,201	\$11,721,881
	CAPITAL IMPROVEMENT SALES TAX (FUND BALANCE YEAR END)	\$6,939,042	\$6,011,713	\$3,450,330	(\$238,768)	(\$2,137,969)	
	YANKTON COUNTY	\$0	\$0	\$493,000	\$1,125,188	\$172,125	\$1,790,313
	TRANSPORTATION ALTERNATIVES PROGRAM (TAP) GRANT	\$0	\$987,160	\$0	\$0	\$0	\$987,160
	FEDERAL AID URBAN FUNDS (\$467,168 Annual)	\$467,168	\$467,168	\$467,168	\$467,168	\$467,168	\$2,335,840
	TOTAL	\$6,878,285	\$6,260,891	\$7,517,162	\$9,396,933	\$6,777,437	\$36,830,708
SPECIAL ASSESSMENT PROJECTS	ALLEY	\$100,000	\$100,000	\$0	\$0	\$0	\$200,000
504.xxx.xxx	DOUGLAS (ANNA TO 31ST) (506.572.386) - (W)	\$1,405,400	\$0	\$0	\$0	\$0	\$1,405,400
	15TH STREET (DAKOTA TO WCLR)	\$780,000	\$0	\$0	\$0	\$0	\$780,000
	15TH STREET (SUMMIT TO DAKOTA)	\$0	\$0	\$0	\$1,374,000	\$0	\$1,374,000
	TOTAL	\$2,285,400	\$100,000	\$0	\$1,374,000	\$0	\$3,759,400
	CAPITAL IMPROVEMENT SALES TAX (CITY'S SHARE OF PROJECT)	\$1,652,883	\$0	\$0	\$651,296	\$0	\$2,304,179
	SCHOOL DISTRICT ASSESSMENT	\$0	\$0	\$0	\$236,465	\$0	\$236,465
	LOAN / BOND / PROCEEDS / INFRASTRUCTURE IMPROVEMENT	\$632,517	\$100,000	\$0	\$486,239	\$0	\$1,218,756
	TOTAL	\$2,285,400	\$100,000	\$0	\$1,374,000	\$0	\$3,759,400
CENTRAL GARAGE	VEHICLE WASH FACILITY	\$0	\$0	\$120,000	\$0	\$0	\$120,000
801.801.xxx	FENCING AND GATE REPLACEMENT	\$0	\$0	\$75,000	\$0	\$0	\$75,000
	REHAB WINDOWS, DOORS AND INTERIOR	\$20,000	\$0	\$0	\$0	\$20,000	\$40,000
	FLEET MANAGEMENT SYSTEM	\$25,000	\$25,000	\$0	\$0	\$0	\$50,000
	FIXTURES, TOOLS, EQUIPMENT STORAGE	\$5,000	\$10,000	\$0	\$15,000	\$15,000	\$45,000
	GENERATOR	\$64,328	\$0	\$0	\$0	\$0	\$64,328
	UTILITY TRUCK	\$0	\$0	\$80,000	\$0	\$0	\$80,000
	BUILDING REHABILITATION	\$0	\$0	\$15,000	\$0	\$0	\$15,000
	FUEL SYSTEM UPGRADES	\$0	\$0	\$0	\$75,000	\$75,000	\$150,000
	ROOF REPLACEMENT	\$0	\$0	\$81,000	\$0	\$0	\$81,000
	REPLACE LAWN MOWER	\$0	\$0	\$0	\$0	\$9,000	\$9,000
	SCISSOR LIFT	\$0	\$0	\$0	\$0	\$30,000	\$30,000
	TIRE MACHINE	\$0	\$0	\$0	\$0	\$10,000	\$10,000
	HVAC REPLACEMENT	\$0	\$0	\$0	\$0	\$20,000	\$20,000
	TOTAL	\$114,328	\$35,000	\$371,000	\$90,000	\$179,000	\$789,328
	CENTRAL GARAGE / INTERNAL SERVICE REVENUE FUND	\$114,328	\$35,000	\$371,000	\$90,000	\$179,000	\$789,328
	TOTAL	\$114,328	\$35,000	\$371,000	\$90,000	\$179,000	\$789,328

181

CITY OF YANKTON
FIVE YEAR CAPITAL IMPROVEMENT PLAN
REVENUE SUMMARY

REVENUE SOURCES	2016	2017	2018	2019	2020
GENERAL FUND	\$1,779,155	\$1,501,522	\$3,645,725	\$3,529,487	\$4,345,975
YANKTON COUNTY	\$45,995	\$38,545	\$495,150	\$1,143,838	\$314,275
OTHER FIRE DEPARTMENTS	\$0	\$0	\$0	\$0	\$0
SPECIAL ASSESSMENT = OPT OUT FUND	\$190,232	\$190,232	\$190,232	\$190,232	\$190,232
BRIDGE & STREET FUND	\$21,398	\$21,398	\$21,398	\$21,398	\$21,398
BOND PROCEEDS	\$647,517	\$105,000	\$4,015,000	\$3,986,239	\$12,000,000
FEDERAL AID	\$2,866,768	\$3,779,233	\$1,242,168	\$1,367,168	\$1,106,168
SRF LOANS - FEDERAL	\$12,138,000	\$19,700,000	\$0	\$0	\$0
STATE AID	\$752,500	\$392,500	\$5,000	\$50,000	\$35,500
E911 FUNDS	\$4,000	\$654,000	\$0	\$0	\$0
WASTEWATER UTILITY REVENUE	\$1,634,250	\$315,700	\$4,172,000	\$230,000	\$4,195,000
WATER UTILITY REVENUE	\$3,252,372	\$248,000	\$20,268,000	\$766,000	\$201,000
SOLID WASTE REVENUE	\$144,972	\$541,000	\$321,000	\$0	\$206,000
JOINT POWERS REVENUE	\$24,021	\$188,021	\$217,021	\$268,021	\$301,021
GOLF COURSE REVENUE	\$101,814	\$17,000	\$139,000	\$60,000	\$45,000
CAPITAL IMPROVEMENT SALES TAX	\$8,396,001	\$5,628,971	\$7,040,721	\$8,755,875	\$6,275,496
GOLF COURSE DEPRECIATION	\$60,000	\$60,000	\$60,000	\$60,000	\$60,000
CENT. GARAGE=INT. SERVICE REV.	\$114,328	\$35,000	\$371,000	\$90,000	\$179,000
HIGH SCHOOL=ACTIVITIES CENTER	\$158,510	\$297,410	\$265,425	\$571,865	\$207,550
SENIOR CITIZENS CENTER	\$0	\$0	\$0	\$0	\$650,000
					\$0
TOTAL	\$32,331,833	\$33,713,532	\$42,468,840	\$21,090,123	\$30,333,615

182

CITY OF YANKTON
FIVE YEAR CAPITAL IMPROVEMENT PLAN
SUMMARY OF CAPITAL IMPROVEMENT EXPENDITURES BY DEPARTMENT

DEPARTMENT	2016	2017	2018	2019	2020	TOTAL
CITY MANAGER'S OFFICE	\$1,000	\$7,000	\$1,000	\$1,000	\$1,000	\$10,000
FINANCE OFFICE	\$1,000	\$1,000	\$1,000	\$1,000	\$1,000	\$4,000
INFORMATION SERVICES	\$137,147	\$37,000	\$37,000	\$37,000	\$238,000	\$248,147
COMMUNITY DEVELOPMENT	\$31,000	\$0	\$26,000	\$0	\$1,000	\$57,000
POLICE DEPARTMENT	\$334,616	\$630,900	\$136,400	\$130,900	\$136,400	\$1,232,816
ANIMAL CONTROL	\$0	\$0	\$0	\$0	\$0	\$0
FIRE DEPARTMENT	\$568,308	\$517,657	\$528,957	\$481,357	\$272,657	\$2,096,279
CIVIL DEFENSE	\$0	\$0	\$0	\$0	\$0	\$0
ENGINEERING AND INSPECTION	\$34,710	\$14,700	\$19,700	\$3,500	\$60,000	\$72,610
STREET DIVISION	\$422,009	\$370,000	\$443,000	\$398,000	\$600,000	\$1,633,009
SNOW AND ICE REMOVAL	\$170,000	\$48,000	\$192,000	\$80,000	\$70,000	\$490,000
CITY HALL	\$18,400	\$4,500	\$87,500	\$172,500	\$154,500	\$282,900
TRAFFIC CONTROL	\$44,000	\$44,000	\$45,000	\$195,000	\$45,000	\$328,000
CHAN GURNEY AIRPORT	\$121,842	\$1,030,042	\$290,000	\$2,122,000	\$895,000	\$3,563,884
SENIOR CITIZENS CENTER	\$23,700	\$8,800	\$4,300	\$37,300	\$934,300	\$74,100
COMMUNITY LIBRARY	\$69,000	\$111,500	\$77,500	\$68,000	\$12,068,000	\$326,000
PARKS AND RECREATION	\$284,150	\$336,700	\$2,063,000	\$799,812	\$2,483,500	\$3,483,662
MEMORIAL POOL	\$17,000	\$18,000	\$4,078,000	\$3,512,000	\$12,000	\$7,625,000
MARNE CREEK	\$115,334	\$103,000	\$295,000	\$70,000	\$70,000	\$583,334
BRIDGE AND STREET CONSTRUCTION	\$148,775	\$1,482,321	\$550,000	\$120,000	\$50,000	\$2,301,096
911 / DISPATCH	\$4,000	\$654,000	\$4,000	\$4,000	\$0	\$666,000
WATER UTILITY	\$13,252,372	\$17,748,000	\$20,268,000	\$766,000	\$201,000	\$52,034,372
WASTEWATER UTILITY	\$5,841,850	\$2,515,700	\$4,172,000	\$230,000	\$4,195,000	\$12,759,550
CEMETERY	\$60,500	\$52,500	\$12,500	\$127,500	\$12,500	\$253,000
SOLID WASTE COLLECTION AND DISPOSAL	\$144,972	\$856,000	\$321,000	\$0	\$206,000	\$1,321,972
JOINT POWERS FUND	\$774,021	\$188,021	\$217,021	\$268,021	\$301,021	\$1,447,084
FOX RUN GOLF COURSE	\$161,814	\$77,000	\$199,000	\$120,000	\$105,000	\$557,814
HIGH SCHOOL/ACTIVITIES CENTER	\$272,300	\$461,300	\$511,800	\$484,300	\$264,300	\$1,729,700
SPECIAL CAPITAL IMPROVEMENT TAX	\$6,878,285	\$6,260,891	\$7,517,162	\$9,396,933	\$6,777,437	\$30,053,271
SPECIAL ASSESSMENT PROJECTS	\$2,285,400	\$100,000	\$0	\$1,374,000	\$0	\$3,759,400
CENTRAL GARAGE	\$114,328	\$35,000	\$371,000	\$90,000	\$179,000	\$610,328
TOTAL	\$32,331,833	\$33,713,532	\$42,468,840	\$21,090,123	\$30,333,615	\$129,604,328

183

