

# CITY OF YANKTON

ADOPTED 2015  
FISCAL BUDGET



**CITY OF YANKTON**  
**ADOPTED 2015 BUDGET**

**Table of Contents**

Table of Contents _____	2
Budget Message, Budget Resolution and Appropriation Ord. _____	4

**CHARTS AND GRAPHS**

Property Valuation and Mill Rates _____	12
Property Tax Mill Rate Comparison _____	13
City Property Tax Comparison _____	14
Capital Budget Summary _____	15
Organizational Chart _____	20
Budgeted Positions _____	21
Budget Overview _____	23
Property Tax Levies _____	24
Revenue by Sources _____	25
Expenditures by Type _____	26
Expenditures by Function _____	27
Billing and Administration _____	28
Calculation of Administration Charges to Enterprise _____	29
Value of Tax Dollar _____	30
Computation of Legal Debt Margin _____	31

**GENERAL FUND**

Analysis General Fund _____	32
Revenues _____	33
Expenditures by Activity	
** Program sheets will be inserted according to activity.	
City Commission _____	35
City Manager _____	37
City Attorney _____	39
Finance Office _____	41
Information Services _____	43
Community Development _____	45
Contingency Fund _____	47
Police _____	49
Animal Control _____	51
Fire Department _____	53
Civil Defense _____	55
Public Services:	
Engineering _____	57
Street Division _____	59
Snow and Ice Removal _____	61
City Hall _____	63
Traffic Control _____	65
Chan Gurney Airport _____	67
Special Appropriations _____	69

Culture – Recreation	
Senior Citizen Center _____	71
Community Library _____	73
Operating Transfers _____	75
Fund Summary _____	77

**SPECIAL REVENUE FUNDS**

Parks and Recreation _____	82
Memorial Park Pool _____	85
Summit Activities _____	87
Marne Creek _____	90
Casualty Reserve _____	92
Bridge and Street _____	94
911 / Dispatch _____	96
BID _____	98
Lodging Sales Tax _____	100
Infrastructure Improvement _____	102

**CAPITAL PROJECTS**

Public Improvements _____	104
Airport Capital _____	106
Park Capital _____	108
Infrastructure Imp. – Construction _____	110
Special Capital Improvement _____	112
Tax Increment District #2 – Morgan Square _____	115
Tax Increment District #5 – Menards _____	117

**PUBLIC ENTERPRISE**

Water:

Operations _____	119
Improvements and Extensions _____	123

Wastewater:

Operations _____	125
Improvements and Extensions _____	129

Cemetery:

Operations _____	131
Capital _____	135

Solid Waste Collection:

Operations _____	136
Capital _____	140

Solid Waste Disposal and Recycling (Joint Powers):

Operations _____	142
Capital _____	147

Golf Course:

Operations _____	149
Improvements and Extensions _____	154

**INTERNAL SERVICE**

Central Garage _____	156
----------------------	-----

<b><u>CAPITAL IMPROVEMENT PLAN</u></b> _____	161
--	-----



410 - 416 Walnut  
P.O. Box 176  
Yankton, South Dakota 57078-0176  
Phone (605) 668-5221

August 1, 2014

Honorable Mayor Dave Carda  
Members of the Yankton City Commission  
PO Box 176  
Yankton, SD 57078

City Commission,

It is my pleasure to submit for your consideration the 2015 Proposed Budget for all City operations. This letter is intended to serve as the budget message for that proposal and outlines the nature of the \$52,786,507 budget plan for 2015. This message is not intended to identify all the specifics of the entire 182 page budget document, but rather provide a brief overview of some of the highlights of the recommended budget as they relate to fund levels, unique circumstances impacting the budget, and significant budget related activities of the organization.

The budget document is a substantial policy and managerial tool that highlights the interaction between City staff and the City Commission. Through the budget document, service levels are established, policy directions are initiated, and fiscal positioning is achieved. The budget is truly an effort in cooperation between the entities of the City and the public as a whole.

### **FACTORS IN THE LOCAL ECONOMY**

Sales tax revenue figures were up last month, and are up slightly cumulatively over the year. Property tax valuations continue to rise at a moderate amount. Building permit values are up over the same period the previous year (\$3.09 million last year vs. \$14.97 million this year thru June). Plats and development proposals currently being reviewed by Community Development staff indicate we will continue to see building activity continue throughout 2014. Single family housing permit numbers are also up. Last year at this time 7 single family home permits were issued in the City of Yankton. To date in 2014, the City of Yankton has issued 10 single family home permits. Commercial development including a hotel, apartment complex, restaurant, and retail storefronts are also contributing to building valuations. This, among other factors, is an indication of the sound economic health of our community.



## **ACCOMPLISHMENTS**

As the 2015 budget is proposed, it is appropriate to return to recent capital improvement accomplishments. While the listed items are only a sample of the capital improvements being completed, they do represent a concerted effort across departments for the improvement of services being offered by the City of Yankton.

- Design, bid and initial construction- Meridian Bridge Plaza
- Design, bid, and initial construction of Collector Well at Paddle Wheel Point
- Design and property acquisition for the State of South Dakota's reconstruction of 4<sup>th</sup> Street / US Highway 50.
- Douglas Avenue reconstruct 2<sup>nd</sup> Street to 4<sup>th</sup> Street, 23<sup>rd</sup> Street Mulberry to Donohoe, 23<sup>rd</sup> Street Douglas to Mulberry
- US Highway 81 and 31<sup>st</sup> Street intersection improvements
- City Hall fire alarm, security, and duress system
- Cemetery mapping
- Water Treatment Plant #2 upgrades
- Eastside Sanitary Sewer lift station and Wastewater Outfall Pipe
- Summit Center Trail Overlay
- Linn Street Walkway to replace walking bridge
- Completion of "sport court" floor in City Hall.

## **PROPOSED 2015 BUDGET AT A GLANCE**

Major highlights, conditions, and expectations of the proposed 2015 budget include the following:

- This budget is based on estimated service levels needed to accomplish the goals outlined in the budget for each department.
- Spending activity for general expenditures follow the previous year's budget.
- The General Fund budget is developed with a budget to zero philosophy. Therefore, there is no dedicated reserve amount identified for an end of the year amount. While this budget method is a politically acceptable approach that establishes a resource base in accordance with current needs, it does, however, place an increased emphasis on budget certainty and

rigid budget implementation and monitoring. Any change in economic conditions requires an immediate reaction with management response.

- Sales tax revenue, a significant revenue source in the General Fund, is estimated at a 2% increase in 2014 with a 2% growth forecast for 2015. Monitoring sales tax growth is a vital component of the budget implementation activities for the City of Yankton. The City is highly dependent upon this revenue source and must be cognizant of that aspect of local government operations. This emphasis is seen in other budget areas such as economic development expenditures and quality of life activities. The need to continue to enhance the desirability of Yankton will ensure sustainability in the short and long range future. Balancing the aspects of the activities of local government needs to be done with the understanding that we are reliant upon sales tax and should keep that in mind as we establish the budget document for the upcoming year.
- Property tax revenue, the other significant source of revenue in the General Fund, is projected to remain on its previous trend of slight increases that are dictated by the State mandated formula. As the Commission is aware, property taxes were frozen by the State legislature at a time when Yankton had a low property tax levy. This freeze will continue to be a challenge for the City into the future as it is forced to examine and prioritize services that impact the community and its ability to continue to improve the quality of life for its residents.
- Increases are being recommended in the three main enterprise funds for the City. These increases are being proposed as part of a business plan model to overcome depreciation expenses that are traditionally neglected until a municipality is forced to borrow for major improvements. Current reviews of the enterprise funds reveal a declining fund balance in wastewater. Furthermore, scheduled projects in the capital improvement plan would deplete available balances in the near future in water and solid waste collection. As such, staff is recommending increases of 3% in Water, 5% in Wastewater, and 3% in Solid Waste funds. These increases will allow for maintenance and completion of capital needs in each of these areas. Furthermore, developing a fund balance that draws interest while projects are being completed increases the resources through appropriate investing.
- Various construction projects are being recommended in this year's proposed budget. The recommendation is to fulfill current obligations, maintain levels of new construction related to infrastructure needs, and continue to improve the facilities available to the public. These projects include numerous street projects listed in the Capital Improvement Plan (CIP) and funded with the second penny sales tax and continued investment in recreation projects as outlined in the CIP. While the City of Yankton is facing revenue concerns, the continued establishment and funding of the CIP is a vital component to the budget process and produces results that benefit the community now and into the future.
- Various equipment purchases are also being proposed in this year's budget. Equipment purchases are recommended to increase efficiency and service levels by replacing aging equipment and upgrading technology used by the various departments. Whenever possible, equipment such as vehicles and computers are passed down through departments multiple times before they are considered surplus and taken out of the City's fleet. In 2015 significant purchases include a ladder truck, motor grader and new K-9 unit.

- Fox Run Golf Course expenditures are increasing in response to a more aggressive schedule for maintenance requirements and equipment replacement. This schedule is intended to “catch up” on replacing aging equipment and enhance course facilities. Fox Run Golf Course continues to undergo significant operational changes to increase efficiency and boost profit margins. These efforts include enhancing marketing of the course and changes in pro shop and food and beverage sales activities. Capital will not be purchased unless the course revenues support new investment. Ongoing analysis of the enterprise will continue and operational changes will be made as necessary until course revenue goals are achieved.
- In the 2015 budget, previous course losses and projected losses for 2014 and 2015 are identified as a loan from the general fund. Long term it may be necessary for the City Commission to consider loan forgiveness to make the course solvent.
- Personnel costs continue to increase, a scenario that is universal across municipal and private enterprise. Health care is projected to increase up to 10% from the previous year. Federal Health Care reform will add additional fees to insurance costs in 2015, impacting our rates. Distribution of this increase is spread between the City and employees in the same manner as was previously.
- In an effort to ensure expenses are eligible for increment reimbursement and drive development activities, I am proposing to build out the remaining infrastructure in Menards TID #5. This includes the completion of Douglas Avenue to Wilson Road and Wilson Road to US Highway 81 and final utility completion. In addition, staff is pursuing two potential grant funding sources that may contribute up to \$700,000 to assist in completing the project.
- We are recommending the following projects to be included under our STIP funding, Replacement of the Pine Street Bridge, 4<sup>th</sup> Street Reconstruction Broadway to Ferdig, 8<sup>th</sup> Street Linn to Summit and West City Limits Road. Completion of the reconstruction of West City Limits Road is a multiphase project requiring coordination and a strong partnership with Yankton County.
- Construction of the Collector Well at Paddle Wheel Point and the design of Water Treatment Plant #3 will continue throughout 2015.
- Community activities supported by the General Fund and BBB are proposed to increase adding the Yankton Homeless Shelter, Mead Building, and RiverWalk to the request for outside agencies. However, because we are faced with limitations on new revenues, it is recommended that increases be funded primarily through the BBB. Should the Commission desire to further increase funding in this area, it is recommended to use the BBB fund as it would then not take the valuable resources from General Fund and the core services supported by it.
- Initiatives to enhance our web presence are included in the 2015 budget. A redesign and update to the City website will provide a more modern interface to engage citizens in local government. Online bill pay will allow our utility customers a convenient way to pay utility bills and view account history from any web enabled device.

- The World Archery Youth Championships will be held at NFAA World Headquarters in June 2015. We anticipate that the City of Yankton will continue our commitment to archery and archery related development by supporting this world class event. During the same week will be Historic Downtown Yankton’s annual Rockin’ Ribfest in Memorial Park. It is recommended that the City of Yankton continue to support this group’s success of providing special events for residents and visitors at this location.

## GENERAL FUND REVENUE

### SALES AND USE TAX

Sales and use tax are projected to grow 2% in 2014. The General Fund is projected to receive approximately \$4,621,001 from sales and use tax.

### PROPERTY TAX

Property Tax revenues are projected to remain constant in terms of growth based on actual inflation up to 3% plus growth increase as defined in state formulas (actual 1.4% CPI +1.5% growth). As such, the General Fund is projected to receive approximately \$2,426,289 in property taxes.

## UTILITY FUND REVENUES AND BALANCES

### WATER FUND

Water fund revenue is projected at \$3,800,000 in metered sales and \$1,300,000 in surcharge revenue. We are proposing revenue increases to prepare for the Collector Well at Paddle Wheel Point, Membrane Water Treatment Plant, and keep up with regular maintenance. Due to the capital projects that are in the budget for this year, the balance for the water fund is expected to decline as debt would be necessary to complete the upgrades.

**Below is a breakdown of the proposed increase:**

<b>Water</b>		<b>3%</b>			
	<b>Surcharge</b>	<b>Usage / 1,000</b>	<b>Use Charge</b>	<b>Bill</b>	<b>Increase</b>
<b>Old Rate</b>	\$15.00	5,000 \$4.93	\$24.65	\$39.65	
<b>New Rate</b>	\$15.45	\$5.08	\$25.40	\$40.85	
					<b>\$1.20</b>



**WASTEWATER FUND**

Wastewater Fund revenues are projected at \$3,266,796 an increase from the previous year. With assistance from DENR, it has been concluded that SRF loan assurances require additional rate increases. In the fall rates will be increased by 5% in the wastewater fund.

The chart below indicates both rate increases.

**Below is a breakdown of the proposed increase:**

<b>Wastewater</b>		<b>5%</b>			
	<b>Minimum</b>	<b>Usage / 1,000</b>	<b>Use Charge</b>	<b>Bill</b>	<b>Increase</b>
<b>Old Rate</b>	\$7.97	5,000 \$4.82	\$24.10	\$32.07	
<b>New Rate</b>	\$8.37	\$5.06	\$25.30	\$33.67	
					<b>\$1.60</b>

**SOLID WASTE FUND**

Solid Waste revenue for 2015 is projected at \$868,287.

**Below is a breakdown of the proposed increase:**

<b>Solid Waste</b>		<b>3%</b>			
	<b>Minimum</b>	<b>Usage / 1,000</b>	<b>Use Charge</b>	<b>Bill</b>	<b>Increase</b>
<b>Old Rate</b>	\$16.15	N/A	N/A	\$16.15	
<b>New Rate</b>	\$16.63	N/A	N/A	\$16.63	
					<b>\$0.48</b>

## **GENERAL FUND EXPENDITURES**

### **GENERAL FUND**

Expenditures in the General Fund are \$13,850,889. This amount is up 7.4% from the total expenditures adopted in the 2014 budget. Under the budgeting to zero approach, unused revenues from the previous year are added to the available funds for the next year.

## **UTILITY FUND EXPENDITURES**

### **WATER FUND**

Water fund operating expenditures are recommended at \$2,873,688. Expenditures listed in the Capital Improvement Plan are recommended at \$10,163,500. The majority of the expenditures in the CIP are due to the design and construction of the Collector Well at Paddle Wheel Point and the design of the Membrane Filtration Water Treatment Facility.

### **WASTEWATER FUND**

Wastewater operating expenditures are recommended at \$2,997,258, an increase from the previous year's budget. Capital expenditures in the wastewater fund for 2015 are recommended at \$718,200. As stated earlier, even with the recommended increase in rates, this fund will face a declining balance.

### **SOLID WASTE FUND**

Solid Waste operating expenditures are recommended at \$945,442. No capital purchases are proposed.

## **PERSONNEL COMPENSATION AND BENEFITS PROPOSALS**

No new General Fund full-time positions are being recommended in this proposed budget. As the City continues to grow and amenities are being added, manpower is an area that will need to be examined on an annual basis to ensure we are adequately staffed and are maximizing the resources that we do have.

The proposed 2015 budget includes provisions for a base adjustment and also to provide the funding to continue the annual step increase for eligible employees, a practice that has been in place for the past four years. With personnel issues such as this, we will make sure that we are in compliance with all respective labor laws as they relate to bargaining with the employee union, and refrain from implementing anything that would be considered a violation of the labor negotiation process.

Health care increases are budgeted to rise up to 10%. This is a conservative approach to this volatile area. To continue to provide this important benefit, yet maintain fiscal stability within the organization, the proposed budget recommends implementing the increase according to current distribution formula with the City paying 100% of the costs for a single plan and splitting the costs with the employees for dependent care plans.

## CONCLUSION

The proposed budget was developed and is recommended as an appropriate use of the resources available to the City. Rising costs and increased demands do not keep up with the less substantial increases in revenue and are stressing the resources the City has to draw from. However, the development of this budget demonstrates the willingness of the Management Team to address these issues with a fundamental belief in serving the community as best we can with the resources that are available.

Forecasting into the future, it is important to be aware of potential fluctuations in the economy and how they may impact the resources available to the local municipal organization. In the short term, it appears that the City of Yankton will continue its trend of a moderate growth pattern, both in population and sales. While experiencing this situation, it is important to continue to invest in the community in a fashion that will allow the City to continue to establish itself as a desirable location. We must invest in ourselves by providing high quality services, maintaining and expanding our infrastructure, and working toward our quality of life goals. The more we improve our community the better positioned we are for growth and the better equipped we are to provide necessities and amenities. At the same time, however, we should be cognizant about the role of government and the limitations of our resources. Therefore, I submit this year's budget with cautious optimism for Yankton's future.

I would like to thank the City Commission for their leadership in providing input and direction throughout this budget process. I would like to acknowledge the efforts of the whole Management Team. Each Department Head has made concessions in this year's budget to help meet the goals of the City as a whole. I would like to especially thank Duane Johnson and Al Viereck who have worked tirelessly to assist in preparing this budget for Commission review. This document is truly a team effort and both of these gentlemen have been vital in developing this proposal. I would also like to thank the City staff as a whole as they continue to implement our budget with an ideology of stewardship and responsibility. On behalf of the Management Team and City Staff, I submit to you my 2015 Budget for your consideration.

Respectfully,



Amy Nelson  
City Manager

# CITY OF YANKTON

## ADOPTED 2015 BUDGET

### Property Valuations & Mill Rate 1984-2014

Year Appraised	Real	Utilities	Total	Dollar Change	Percent Change	City Mill Rate	
						\$ per M	Year Collected
1984	\$87,288,475	\$5,358,689	\$92,647,164	\$770,392	0.84%	7.66	1985
1985	\$88,207,887	\$5,537,357	\$93,745,244	\$1,098,080	1.19%	8.31	1986
1986	\$91,294,969	\$5,461,565	\$96,756,534	\$3,011,290	3.21%	8.43	1987
1987	\$92,462,000	\$5,429,093	\$97,891,093	\$1,134,559	1.17%	8.42	1988
1988	\$94,644,748	\$5,671,208	\$100,315,956	\$2,424,863	2.48%	8.51	1989
1989	\$192,437,666	\$13,130,433	\$205,568,099	\$105,252,143	104.92%	4.21	1990
1990	\$197,507,417	\$13,419,038	\$210,926,455	\$5,358,356	2.61%	4.20	1991
1991	\$260,014,829	\$10,676,335	\$270,691,164	\$59,764,709	28.33%	3.44	1992
1992	\$279,966,735	\$11,019,659	\$290,986,394	\$20,295,230	7.50%	3.42	1993
1993	\$301,183,271	\$11,718,889	\$312,902,160	\$21,915,766	7.53%	3.42	1994
1994	\$310,852,204	\$12,117,292	\$322,969,496	\$10,067,336	3.22%	2.89	1995
1995	\$306,421,285	\$12,917,642	\$319,338,927	(\$3,630,569)	-1.12%	2.76	1996
1996	\$321,228,758	\$14,469,427	\$335,698,185	\$16,359,258	5.12%	3.02	1997
1997	\$313,556,472	\$14,138,024	\$327,694,496	(\$8,003,689)	-2.38%	3.27	1998
1998	\$327,060,432	\$14,533,733	\$341,594,165	\$13,899,669	4.24%	3.26	1999
1999	\$364,893,860	\$15,694,761	\$380,588,621	\$38,994,456	11.42%	3.16	2000
2000	\$386,593,089	\$15,972,819	\$402,565,908	\$21,977,287	5.77%	3.13	2001
2001	\$374,030,545	\$16,757,990	\$390,788,535	(\$11,777,373)	-2.93%	3.22	2002
2002	\$393,290,557	\$17,104,726	\$410,395,283	\$19,606,748	5.02%	3.28	2003
2003	\$406,530,569	\$17,267,704	\$423,798,273	\$13,402,990	3.27%	3.30	2004
2004	\$426,336,173	\$17,267,704	\$443,802,128	\$20,003,855	4.72%	3.29	2005
2005	\$439,045,063	\$14,999,059	\$454,044,122	\$10,241,994	2.31%	3.26	2006
2006	\$451,460,316	\$15,332,732	\$466,793,048	\$12,748,926	2.81%	3.33	2007
2007	\$507,568,187	\$15,332,733	\$522,900,920	\$56,107,872	12.02%	3.31	2008
2008	\$592,113,910	\$13,669,173	\$605,783,083	\$82,882,163	15.85%	3.58	2009
2009	\$622,528,251	\$13,669,173	\$636,197,424	\$30,414,341	5.02%	3.51	2010
2010	\$651,333,709	\$13,669,173	\$665,002,882	\$28,805,458	4.53%	3.44	2011
2011	\$724,224,400	\$13,669,173	\$737,893,573	\$72,890,691	10.96%	3.55	2012
2012	\$758,759,993	\$12,311,448	\$771,071,441	\$33,177,868	4.50%	3.44	2013
2013	\$770,665,741	\$12,311,448	\$782,977,189	\$11,905,748	1.54%	3.38	2014
2014	\$819,643,492	\$12,311,448	\$831,954,940	\$48,977,751	6.26%	3.34	2015

**Notes:**

The 1984-1988 valuation reflects 50% of full and true value as set by the Yankton County Board of Equalization.

The 1989 valuation reflects 100% of full and true values as required by State Law.

The 1991 valuation represents a mass reappraisal.

The 1996 valuation reflects 91.7% for owner-occupied and 88.3% for ag.

The 1997 valuation reflects 85% for both ag and owner-occupied.

The 1998 valuation reflects 86% for owner-occupied and 88% for ag.

The 1999 valuation reflects 94.3% for ag and 89.4% for owner-occupied.

The 2000 valuation reflects 98.2% for ag and 89.6% for owner-occupied.

The 2001 valuation reflects 91% for ag and 87.9% for owner-occupied.

The 2002 valuation reflects 92.6% for ag and 89.7% for owner-occupied.

The 2003 valuation reflects 96.6% for ag and 89.8% for owner-occupied.

The 2004 valuation reflects 91.8% for ag and 92.7% for owner-occupied.

The 2005 valuation reflects 88.5% for ag and 92.0% for owner-occupied.

The 2006 valuation reflects 89.1% for ag and 91.7% for owner-occupied.

The 2007 valuation reflects 99.1% for ag and 91.7% for owner-occupied.

The 2008 valuation reflects 93.6% for ag and 90.8% for owner-occupied.

The 2009 valuation reflects 85% for ag and 88.6% for owner-occupied.

The 2010 valuation reflects 84.8% for ag and 92.6% for owner-occupied.

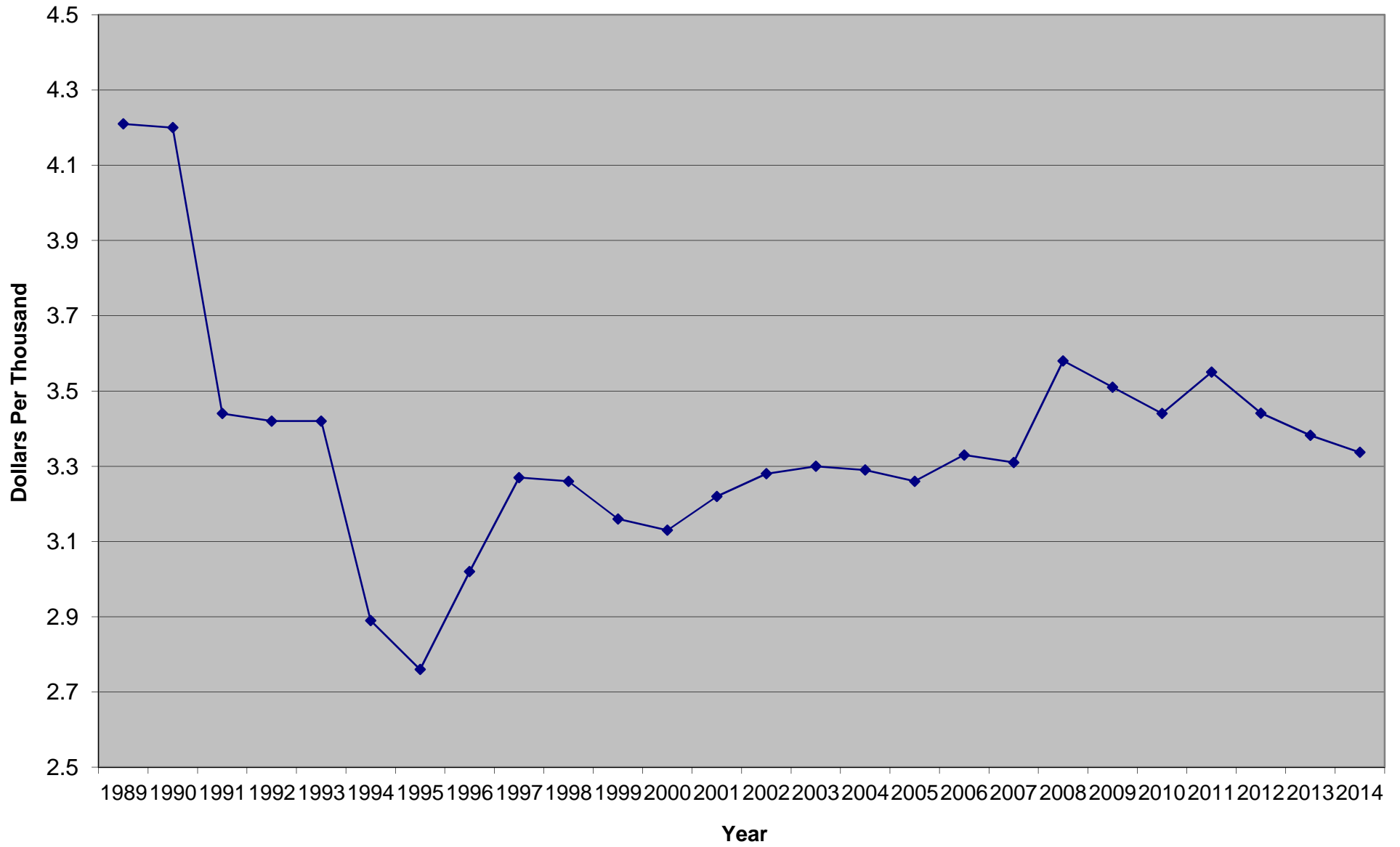
The 2011 valuation reflects 84.8% for ag and 93.7% for owner-occupied.

The 2012 valuation reflects 85.0% for ag and 98.9% for owner-occupied.

The 2013 valuation reflects 85.0% for ag and 90.4% for owner-occupied.

The 2014 valuation reflects 85.0% for ag and 92.5% for owner-occupied.

### 2015 Adopted Budget Mill Levy Trend



# CITY OF YANKTON

## ADOPTED 2015 BUDGET

### City Property Tax Comparison

Retail Home Value	Amount of City 2013 Tax Levy 3.382 MILLS	Amount of City 2014 Tax Levy 3.337 MILLS	Change in Property Tax
\$45,000	\$137.58	\$138.90	\$1.32
\$50,000	\$152.87	\$154.34	\$1.47
\$55,000	\$168.15	\$169.77	\$1.62
\$60,000	\$183.44	\$185.20	\$1.76
\$70,000	\$214.01	\$216.07	\$2.06
\$75,000	\$229.30	\$231.50	\$2.20
\$80,000	\$244.59	\$246.94	\$2.35
\$85,000	\$259.87	\$262.37	\$2.50
\$90,000	\$275.16	\$277.81	\$2.65
\$95,000	\$290.45	\$293.24	\$2.79
\$100,000	\$305.73	\$308.67	\$2.94

NOTE: 2013 Valuations reflected at: 90.4%  
2014 Valuations reflected at: 92.5%

# CITY OF YANKTON

## Adopted 2015 Budget Capital Budget Summary

Fund	Description	New	Replacement	Capital	Total
<b>GENERAL (101)</b>					
<b>City Manager's Office</b>					
102 350	Office Furniture		\$1,000		<b>\$1,000</b>
<b>Finance</b>					
104 350	Office Furniture		\$1,000		<b>\$1,000</b>
<b>Information Services</b>					
105 350	Server & Computer Equipment		\$25,000		
105 350	Office Furniture & Equipment		\$1,000		
105 350	Plotter / Printer Replacement		\$2,000		
105 350	Technology Equipment		\$1,000		
105 350	Software Upgrade / Maintenance		\$2,000		
					<b>\$31,000</b>
<b>Community Development</b>					
106 350	Software System-Building Permit, Zoning, Ord Comp		\$30,000		<b>\$30,000</b>
<b>Police</b>					
111 350	Range Upgrade		\$3,000		
111 350	Vehicle Replacements		\$80,000		
111 350	Protective Vests		\$7,000		
111 350	K-9 UNIT		\$15,000		
111 350	Special Response Team Equipment		\$7,500		
111 350	Tasers		\$4,500		
111 350	Video Camera and Recorder-Patrol Cars		\$1,000		
111 350	In Car Computers		\$5,000		
111 350	Furniture		\$2,500		
111 350	Detective Equipment		\$4,000		
111 350	Cameras		\$1,000		
111 350	Weapons		\$6,000		
					<b>\$136,500</b>
<b>Animal Control</b>					
113 350	Shelter Renovation		\$0		<b>\$0</b>
<b>Fire</b>					
114 350	Cyclical Replacement Personal Protective Equipment		\$10,000		
114 350	Cyclical Replacement of of Fire Hose		\$2,500		
114 350	Cyclical Replacement of Pagers		\$500		
114 350	Fire Grant Equipment (95/5)		\$100,000		
114 350	Replace Ladder #1 - 1989		\$500,000		
114 350	Replace 2008 Pickup - Fire Chief		\$45,000		
114 411	Interest Debt Service		\$90,232		
114 431	Other Debt Service		\$1,425		
114 441	Principal		\$100,000		
					<b>\$849,657</b>

# CITY OF YANKTON

## Adopted 2015 Budget Capital Budget Summary

Fund	Description	New	Replacement	Capital	Total
<b>Engineering and Inspection</b>					
122 350	Replace Total Station		\$33,000		
122 350	Furniture & Office Equipment		\$3,000		
					<b>\$36,000</b>
<b>Streets</b>					
123 350	One Ton Truck		\$62,000		
123 350	Pickup		\$38,000		
123 350	Replace Motor Grader (share with Snow & Ice)		\$125,000		
					<b>\$225,000</b>
<b>Snow &amp; Ice</b>					
124 350	Replace Motor Grader (share with Snow & Ice)		\$125,000		
					<b>\$125,000</b>
<b>City Hall</b>					
125 301	Carpet / Floor Replacement		\$1,500		
125 350	Lawn Care Equipment and Landscaping		\$1,000		
125 350	Electrical Wiring / Data Wiring		\$10,000		
					<b>\$12,500</b>
<b>Traffic Control</b>					
126 350	New Street Lights / Detector Loops & Circuits		\$5,000		
126 350	School Crossings		\$3,000		
126 350	Street Lighting Replacement		\$11,000		
126 350	Signal System Upgrades/Replacement		\$25,000		
					<b>\$44,000</b>
<b>Chan Gurney Airport</b>					
127 301	Barrel Hanger Maintenance		\$2,000		
127 320	Hanger		\$34,145		
127 350	Terminal Building and Fuel Equipment		\$1,000		
127 350	Replace Mower		\$8,000		
					<b>\$45,145</b>
<b>Senior Citizens Center</b>					
141 301	Concrete Replacement		\$1,000		
141 301	Window Replacement		\$1,000		
141 301	Ceiling Tile		\$200		
141 301	Flooring - Main Assembly		\$14,000		
141 301	Landscaping		\$1,000		
141 301	Parking Lot Grind and Overlay		\$25,000		
141 350	Tables & Chairs		\$1,000		
					<b>\$43,200</b>
<b>Library</b>					
142 340	New Books		\$52,000		
142 342	Audio Visual Materials		\$13,000		
142 350	Children's Shelving		\$5,000		
					<b>\$70,000</b>



# CITY OF YANKTON

## Adopted 2015 Budget Capital Budget Summary

Fund	Description	New	Replacement	Capital	Total
<b>Parks and Recreation (201)</b>					
201 301	Landscaping		\$7,000		
201 350	Lawn Mowers		\$75,000		
201 350	Playground Equipment		\$15,000		
201 350	Shop Equipment		\$1,000		
201 350	Lawn Care Equipment		\$2,000		
201 350	Park Furniture		\$6,000		
					<b>\$106,000</b>
<b>Memorial Park Pool (202)</b>					
202 350	Lifeguard Stand		\$9,000		
202 350	Furniture Replacement		\$3,000		
					<b>\$12,000</b>
<b>High School/Summit Activities Center (203)</b>					
203 350	Fitness Equipment (50s/50c)		\$12,000		
					<b>\$12,000</b>
<b>Marne Creek (204)</b>					
204 310	Land Acquisition		\$30,000		
204 320	Maintenance Trail Construction		\$20,000		
204 320	Bank Stabilization		\$10,000		
204 321	Directional Signage		\$7,000		
204 321	Trail Amenities - Benches, Trash Can Holders		\$2,000		
204 350	Lawn Care Equipment		\$1,000		
					<b>\$70,000</b>
<b>Bridge and Street (207)</b>					
221 223	Paint Bridges & Repair		\$20,000		
221 301	Road Materials		\$50,000		
221 391	Pine Street Bridge Refurbishment		\$200,000		
221 397	Cedar Street Bridge		\$205,000		
					<b>\$475,000</b>
<b>911 / Dispatch (208)</b>					
208 350	Computer Equipment		\$4,000		
					<b>\$4,000</b>
<b>Airport Capital (502)</b>					
511 386	Reconstruct Taxiway Hanger Tie In		\$5,000		
511 394	Reconstruct Apron (5% City / 5% State)		\$360,000		
					<b>\$365,000</b>
<b>Parks &amp; Recreation Capital (503)</b>					
541 321	Memorial Park - Additional Water Main		\$30,000		
544 320	Riverside Park - Replace Boat Dock w/Kayak Launch		\$15,000		
544 320	Riverside Park - Bathroom Renovation		\$15,000		
548 322	Sidewalks in Parks		\$9,000		
549 321	Park Signs		\$5,000		
549 361	Summer Welcome Banners - 32 Broadway, 10 Hwy 50		\$5,000		
549 361	Christmas Light Decorations - \$450/decoration		\$10,000		
549 361	Christmas Garland & Bows - 20 poles		\$2,000		
549 362	Park Storage & Restrooms - Replace Doors & Frames		\$4,000		
549 363	Bleachers - All Outdoor 4 Sets to Meet Standards		\$12,500		
					<b>\$107,500</b>
<b>Special Assessment Projects (504)</b>					
581 392	Alley		\$100,000		
581 395	15th Street (Summit to WCLR)		\$100,000		
					<b>\$200,000</b>

# CITY OF YANKTON

## Adopted 2015 Budget Capital Budget Summary

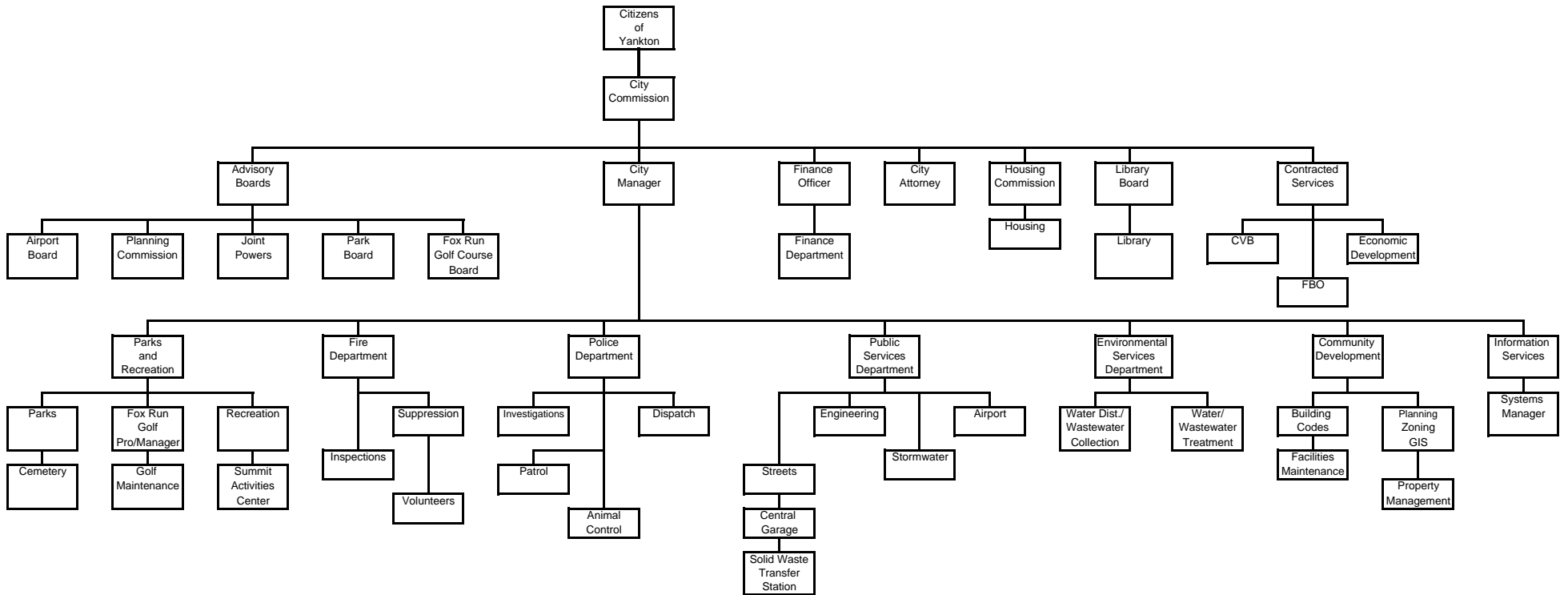
Fund	Description	New	Replacement	Capital	Total
<b>SPECIAL CAPITAL IMPROVEMENT (506)</b>					
<b>Summit Activities Center Building Construction (SAC) (571)</b>					
571 350	Misc Repairs (100c)		\$15,000		
571 350	High School Design/Build Projects (City share only)		\$148,910		
571 350	Water Basketball Hoops - 3 (11s/89c)		\$3,000		
571 350	Pool Deck Furniture (11s/89c)		\$1,000		
571 350	Flooring in Meeting Rooms B & C (50s/50c)		\$9,000		
571 350	Landscaping (60s/40c)		\$1,000		
571 350	Restripe Parking Lots (60s/40c)		\$7,500		
571 350	Gym Floors (85s/15c)		\$12,000		
571 350	Rigging Theater Inspection (97s/3c) every 3rd year		\$4,500		
					<b>\$201,910</b>
<b>Street Reconstruction (506)</b>					
572 374	8th Street, Linn to Summit (STIP)		\$200,000		
572 376	Open Asphalt		\$550,000		
572 380	33rd Street West of Broadway		\$100,000		
572.384	Walnut, 2nd to 4th		\$590,000		
572 385	WCLR, 9th to 31st (with County)		\$1,000,000		
572 390	Street Construction		\$75,000		
572.394	Park Street, South of 4th		\$133,000		
572 395	4th Street, Broadway to Ferdig		\$562,000		
572 626	Transfer to Bridge & Street		\$453,602		
572 634	Loan to TID #5 (Payment to YAPG)		\$295,000		
572.637	Douglas Ave, 33rd to Wilson Phase I (33rd to S Line)		\$886,000		
572.637	Douglas Ave, Phase II Wilson Trailer S Line to Wilson Rd		\$496,000		
572.637	Wilson Road		\$729,000		
572.637	Water Main Installation		\$289,000		
572.656	Special Assessment Projects - City Participation		\$47,401		
572.656	Loan to Special Assessment Projects - Non City		\$100,000		
574.364	Maple Street, 6th to 8th		\$275,000		
574.365	5th Street, Burleigh to Mulberry		\$319,000		
574 373	Permanent Pavement Markings		\$80,000		
574 381	Downtown Alleys		\$135,000		
					<b>\$7,315,003</b>
<b>Storm Sewer (506)</b>					
573 390	Storm Sewer Construction		\$12,000		
573.391	Trail & Drainage Improvements		\$25,000		
573 623	Transfer to Marne Creek		\$60,000		
					<b>\$97,000</b>
<b>Water Utilities (602)</b>					
602 301	A/C Plant #2		\$4,000		
602 301	Roof Repair #1		\$20,000		
602 301	Replace Motor Starters High Service Pumps Plant #1		\$40,000		
602 301	Paint Lime Silo Plant #1		\$20,000		
602 301	Ammonia Feed System		\$70,000		
602 301	Gear Reducer for Mixers Plant #1		\$24,000		
602 301	Lime Feeder Plant #1		\$50,000		
602 301	Pretreatment Piping Between Plant 1 & 2		\$297,000		
602 326	Treatment Plant Improvements		\$9,000,000		
602 334	East Hwy 50 Watermain Replacement		\$400,000		
602 336	4th Street Watermain Crossing/Valving Bdwy to Picotte		\$100,000		
602 350	Replace Pipe Locator		\$5,500		
602 350	Curb Stop Locator		\$1,000		
602 350	Weed Eater/Lawn Equipment		\$7,000		
602 350	Pickup Trucks		\$32,000		
602 350	Data Collector		\$9,000		
602 350	Panel Views		\$7,000		
602 350	Wire Welder		\$2,000		
602 390	Reserve for Future Improvements		\$75,000		
					<b>\$10,163,500</b>

# CITY OF YANKTON

## Adopted 2015 Budget Capital Budget Summary

Fund	Description	New	Replacement	Capital	Total
<b>Wastewater (611)</b>					
611 301	Clarifier - Sandblast & Paint		\$50,000		
611 301	Manhole Repair		\$25,000		
611 301	Aeration Diffusers		\$20,000		
611 301	Piping & Valve Replacement		\$50,000		
611 301	Replace 16" Air Line		\$50,000		
611 328	27th Street, Broadway to Douglas		\$100,000		
611 350	6" Water Pump		\$22,000		
611 350	Replace Samplers		\$6,000		
611 350	Radio		\$700		
611 350	Replace Lab Equipment		\$7,000		
611 350	Ice Maker		\$4,000		
611 350	Air Compressor		\$14,000		
611 350	Furniture / Office Equipment		\$2,000		
611 350	Pickup		\$25,000		
611 350	Flusher Truck		\$300,000		
611 350	Lab Water Still		\$6,500		
611 350	BOD Incubator		\$1,000		
611 390	Reserve for Future Improvements		\$35,000		
					<b>\$718,200</b>
<b>Cemetery (621)</b>					
621 301	Landscaping		\$1,000		
621 301	Repurchase Cemetery Lots		\$500		
621 301	Repair old Headstones		\$1,000		
621 350	Replace Truck		\$55,000		
621 350	Replace Mowers & Trimmers		\$1,000		
621 350	Snow Blade for Truck		\$5,000		
					<b>\$63,500</b>
<b>Solid Waste (631)</b>					
631 350					
					<b>\$0</b>
<b>Solid Waste Disposal and Recycling (Joint Powers) (637)</b>					
637 350	Transfer Trailer		\$70,000		
637 390	Rubble Trench		\$25,000		
638 320	Redesign & Move Gatehouse/Replace Scale		\$185,000		
638 320	Security & Communication System		\$20,000		
638 441	Building Debt Service (\$352,680@3%-20 Years)		\$24,021		
					<b>\$324,021</b>
<b>Golf Course (641)</b>					
641 350	TCE - Triplex Greens Mowers (2)		\$20,000		
641 350	TCE - Utility Carts (5)		\$30,000		
641 350	TCE - Fairway Mowers (3)		\$45,000		
641 350	Cushman Core Harvester		\$9,000		
641 350	Range Ball Dispenser		\$10,000		
					<b>\$114,000</b>
<b>Central Garage (801)</b>					
801 350	Hoist		\$14,000		
801 350	Pickup Truck		\$35,000		
					<b>\$49,000</b>
<b>TOTALS</b>			<b>\$22,047,636</b>		<b>\$22,047,636</b>

# Organization Structure for the City of Yankton



# City of Yankton

## Adopted 2015 Budget Budgeted Positions

Department Name	2014 Regular Full-time	2014 Regular Part-time	2015 Regular Full-time	2015 Regular & Appointed Part-time
<b>City Commission</b>				
Mayor		1		1
Commissioners		8		8
<b>City Manager</b>				
City Manager	1		1	
Administrative Secretary	1		1	
HR Coordinator	1		1	
<b>Information Services</b>				
Information Services Manager	1		1	
Systems Manager	1		1	
<b>Comm. Development</b>				
Comm Develop. Director	1		1	
Building Official	1		1	
Building Inspector/Eng Tech	1		1	
Code Enforcement Official	1		1	
<b>City Attorney</b>				
Attorney		1		1
<b>Finance Office</b>				
Finance Officer	1		1	
Deputy Finance Officer	1		1	
Computer Operator	1		1	
Accounting Clerks	3		3	
Utilities Cust. Serv. Clerk	1		1	
Municipal Records Clerk	1		1	
<b>Police</b>				
Chief of Police	1		1	
Asst. Chief of Police	0		0	
Lieutenant	3		3	
Sergeants	3		3	
Corporals	1		1	
Detectives	3		3	
Police Officers	15		15	
Dispatchers	8		8	
Office Specialist	1		1	
Police Records Clerk	1		1	

Department Name	2014 Regular Full-time	2014 Regular Part-time	2015 Regular Full-time	2015 Regular & Appointed Part-time
<b>Animal Control</b>				
Animal Control Officer	1		1	
<b>PS Administration</b>				
Director of Public Services	1		1	
Airport Supervisor	1		1	
Secretary	1		1	
Office Specialist	0.17		0.17	
Housing Authority	1		1	
<b>PS Engineering</b>				
Civil Engineer	1		1	
Sr. Engineering Tech	2		2	
<b>Government Buildings</b>				
Bldg Mnt/Custodial Sup	0.75		0.75	
Custodians	1		1	
<b>PS Streets</b>				
PW Manager	1		1	
PW Manager Assistant	1		1	
Sr. Equipment Operator	5		5	
Equipment Operator	5		5	
Lead Sr. Equipment Oper	1		1	
Office Specialist	0.17		0.17	
<b>PS Traffic Control</b>				
Airport Mnt/Signal Tech	0.5		0.5	
<b>PS Gurney Airport</b>				
Airport Mnt/Signal Tech	0.5		0.5	
<b>Community Library</b>				
Library Director	1		1	
Librarian	1		1	
Sr. Library Assistant	2		2	
Library Assistant	2	0.85	2	0.85
Library Aide		0		0
Bldg Mnt/Custodial Sup	0.25		0.25	
Library Custodian		0.75		0.75

# City of Yankton

## Adopted 2015 Budget Budgeted Positions

Department Name	2014 Regular Full-time	2014 Regular Part-time	2015 Regular Full-time	2015 Regular & Appointed Part-time
<b>Fire Department</b>				
Fire Chief	1		1	
Fire Marshal	1		1	
<b>Parks &amp; Recreation</b>				
P&R Director	1		1	
Parks Superintendent	1		1	
Secretary	1		1	
Sr. Grounds Mntc Wrkr	1		1	
Grounds Mntc Wrkr	4		4	
Urban Forestry Specialist	1		1	
<b>Marne Creek</b>				
Sr. Grounds Mntc Wrkr	1		1	
<b>Summit Activities Ctr</b>				
Recreation Superintendant	1		1	
Recreation Coordinator	1		1	
Office Specialist	1		1	
Receptionist	1		1	
<b>Golf Course</b>				
Golf Pro/Manager	1		1	
Assistant Clubhouse Manager	1		1	
Golf Course Superintendent	1		1	
Sr. Equipment Operator	1		1	
<b>Water</b>				
Utilities Director	0.5		0.5	
Wtr Distr/WW Collec Super	1		1	
Water Plant Superintendent	1		1	
Water Plant Supervisor	1		1	
Sr. Water Plant Operators	1		1	
Water Meter Technician	1		1	
Utilities Mntc Wrkr	1		1	
Water Plant Operator	3		3	

Department Name	2014 Regular Full-time	2014 Regular Part-time	2015 Regular Full-time	2015 Regular & Appointed Part-time
<b>Wastewater</b>				
Utilities Director	0.5		0.5	
WW Plant Superintendent	1		1	
WW Plant Supervisor	1		1	
Sr WW Plant Operator	1		1	
WW Plant Operator	1		1	
Sr WW Lab Technician	1		1	
Lead Sr Equipment Operator	1		1	
Utilities Mntc Worker	2		2	
WW Lab Tech/Plant Oper	1		1	
<b>Cemetery</b>				
Sr. Grounds Mntc Wrkr	1		1	
<b>Solid Waste</b>				
Sr. Sanitation Truck Oper	2.75		2.75	
Sanitation Truck Operator	3.25		3.25	
<b>Jt Pwrs/Trans Station</b>				
Office Specialist	1.66		1.66	
Transfer Station Supervisor	1		1	
Transfer Station Truck Oper	1		1	
Transfer Station Attendent	0.5		0.5	
Sr. Sanitation Truck Oper	0.25		0.25	
Sanitation Truck Operator	0.75		0.75	
<b>Recycling</b>				
Transfer Station Attendent	0.5		0.5	
<b>Central Garage</b>				
Fleet Supervisor	1		1	
Fleet Mechanic	1		1	
<hr/> <hr/>				
TOTAL	137	11.6	137	11.6

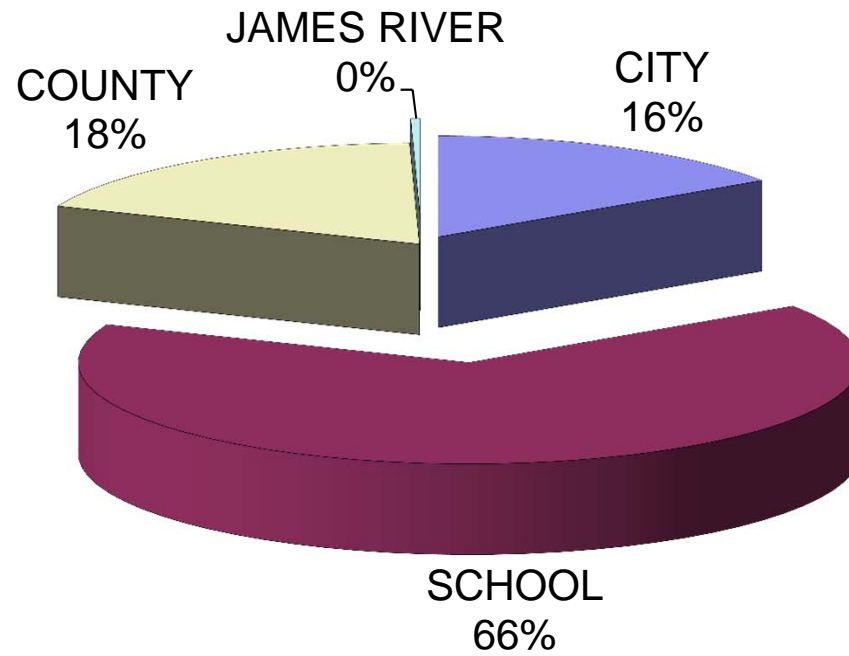
# CITY OF YANKTON

## 2015 BUDGET OVERVIEW

Revenue Sources	FUNDS					Total
	General	Special Revenue	Capital Projects	Enterprise, Water, Wastewater, Solid Waste, Golf	Internal Service	
Fund Balance Carried In	\$2,136,162	\$1,173,580	\$30,940	\$9,410,110	\$149,500	\$12,900,292
Property Taxes	\$2,447,289	\$0	\$197,000	\$0	\$0	\$2,644,289
Sales Taxes	\$4,621,001	\$545,700	\$3,337,711	\$0	\$0	\$8,504,412
Other Taxes, Licenses & Permits	\$872,032	\$120,000	\$0	\$0	\$0	\$992,032
Intergovernmental (Grants, Charges)	\$1,238,592	\$107,897	\$2,332,000	\$0	\$0	\$3,678,489
Charges for Goods & Services	\$2,443,272	\$543,530	\$0	\$11,347,173	\$896,312	\$15,230,287
Fines & Miscellaneous	\$39,000	\$11,160	\$6,000	\$25,000	\$0	\$81,160
Transfers from Other Funds	\$2,953,541	\$2,608,551	\$3,008,446	\$111,469	\$0	\$8,682,007
Special Assessments	\$0	\$44,600	\$0	\$0	\$0	\$44,600
Depreciation/Amortization	\$0	\$0	\$0	\$1,978,875	\$0	\$1,978,875
State Revolving Loan Fund	\$0	\$0	\$0	\$9,600,000	\$0	\$9,600,000
Bond Escrow/Proceeds	\$0	\$0	\$0	\$0	\$0	\$0
<b>Total Revenue Sources</b>	<b>\$16,750,889</b>	<b>\$5,155,018</b>	<b>\$8,912,097</b>	<b>\$32,472,627</b>	<b>\$1,045,812</b>	<b>\$64,336,443</b>
<b>Expenditures Uses by Type</b>						
Personal Services	\$6,174,586	\$1,680,292	\$0	\$2,385,259	\$135,391	\$10,375,528
Operating Expenses	\$3,138,100	\$1,632,371	\$57,835	\$6,551,820	\$667,596	\$12,047,722
Capital Expenditures	\$2,156,699	\$659,000	\$7,678,805	\$11,383,221	\$49,000	\$21,926,725
Bond Principal Payments	\$0	\$0	\$0	\$2,370,566	\$0	\$2,370,566
Transfers to Other Funds	\$5,281,504	\$108,547	\$3,494,203	\$92,700	\$0	\$8,976,954
<b>Total Expenditure Uses--Type</b>	<b>\$16,750,889</b>	<b>\$4,080,210</b>	<b>\$11,230,843</b>	<b>\$22,783,566</b>	<b>\$851,987</b>	<b>\$55,697,495</b>
<b>Expenditures Uses by Function</b>						
Public Works(Streets, Engineering, Airport)	\$3,878,646	\$475,000	\$7,376,835	\$0	\$851,987	\$12,582,468
General Government (Manager, Finance, Community Development, MIS, Attorney, Commission)	\$1,808,677	\$0	\$0	\$0	\$0	\$1,808,677
Public Safety (Police, Fire, 911 / Dispatch)	\$4,542,158	\$672,918	\$0	\$0	\$0	\$5,215,076
Culture/Recreation (Library, Parks, SAC, Golf)	\$754,639	\$2,218,997	\$284,805	\$1,163,608	\$0	\$4,422,049
Utilities (Water, Wastewater, Solid Waste)	\$0	\$0	\$0	\$21,527,258	\$0	\$21,527,258
Other (Special Approp., Transfers, Contingencies)	\$5,766,769	\$713,295	\$3,569,203	\$92,700	\$0	\$10,141,967
<b>Total Expenditure Uses--Function</b>	<b>\$16,750,889</b>	<b>\$4,080,210</b>	<b>\$11,230,843</b>	<b>\$22,783,566</b>	<b>\$851,987</b>	<b>\$55,697,495</b>

# 2015 Adopted Budget Mill Levy

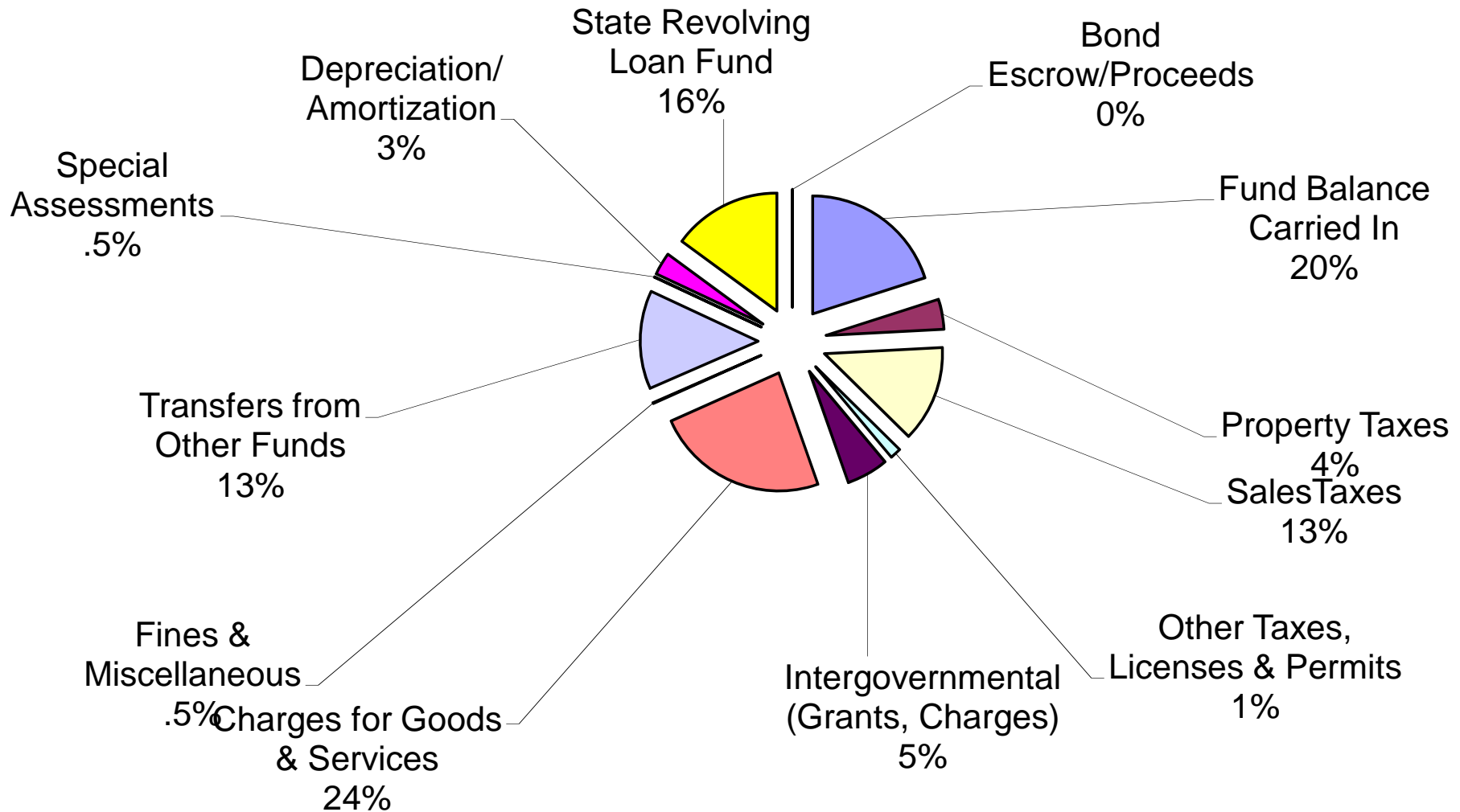
## 2014 Payable in 2015





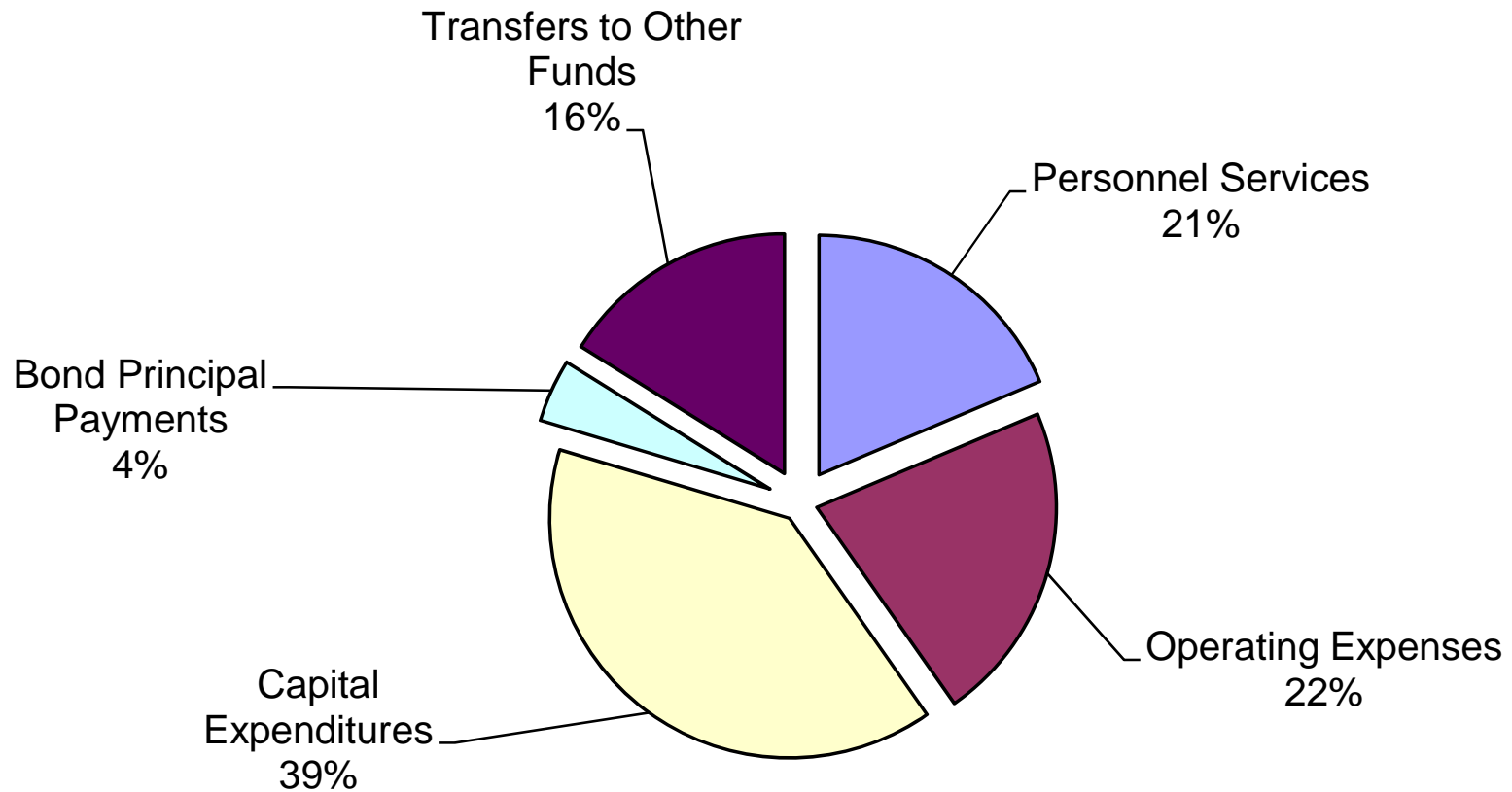
# 2015 ADOPTED BUDGET

## Revenues by Sources



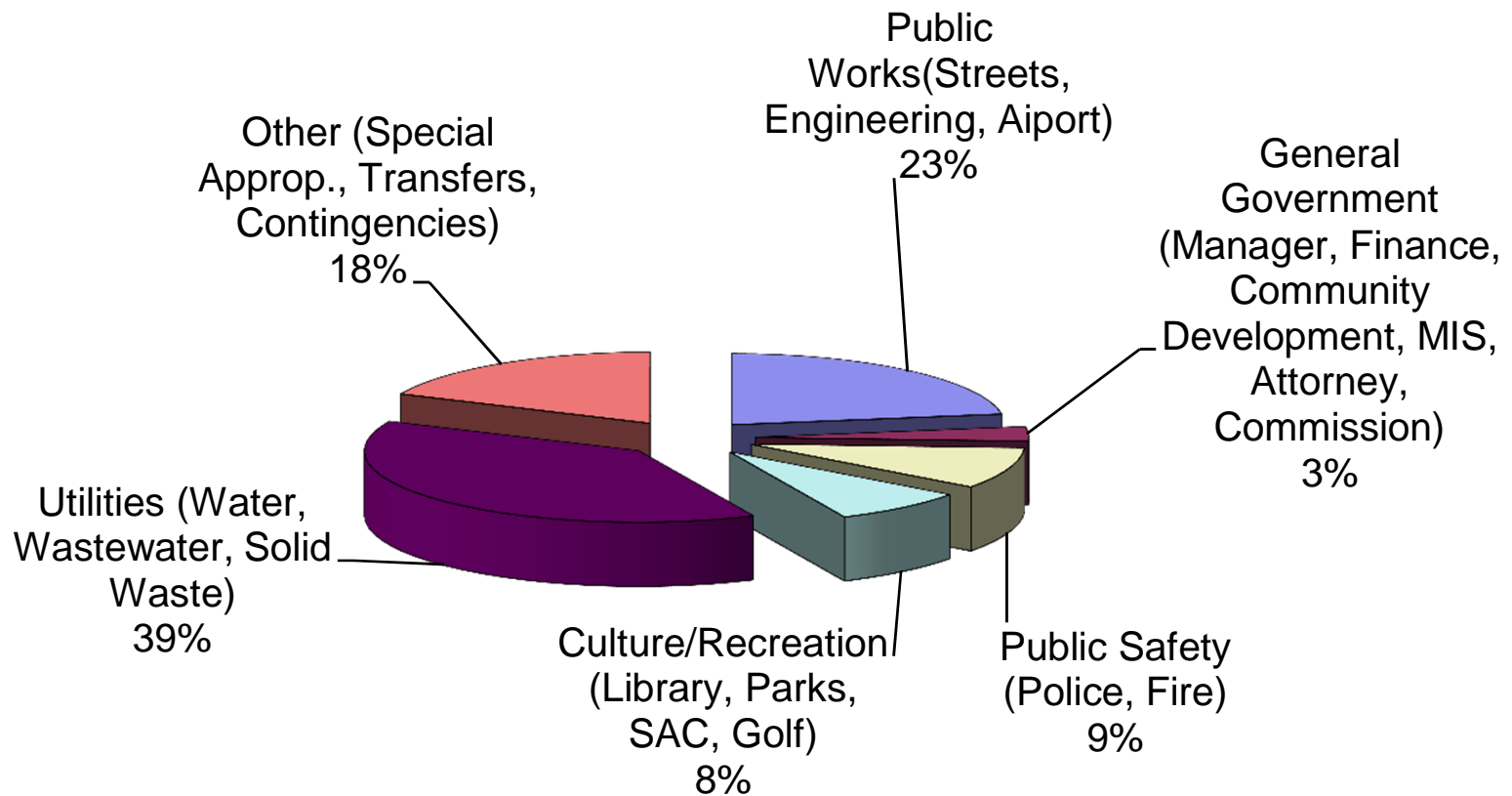
# 2015 ADOPTED BUDGET

## Expenditures by Type



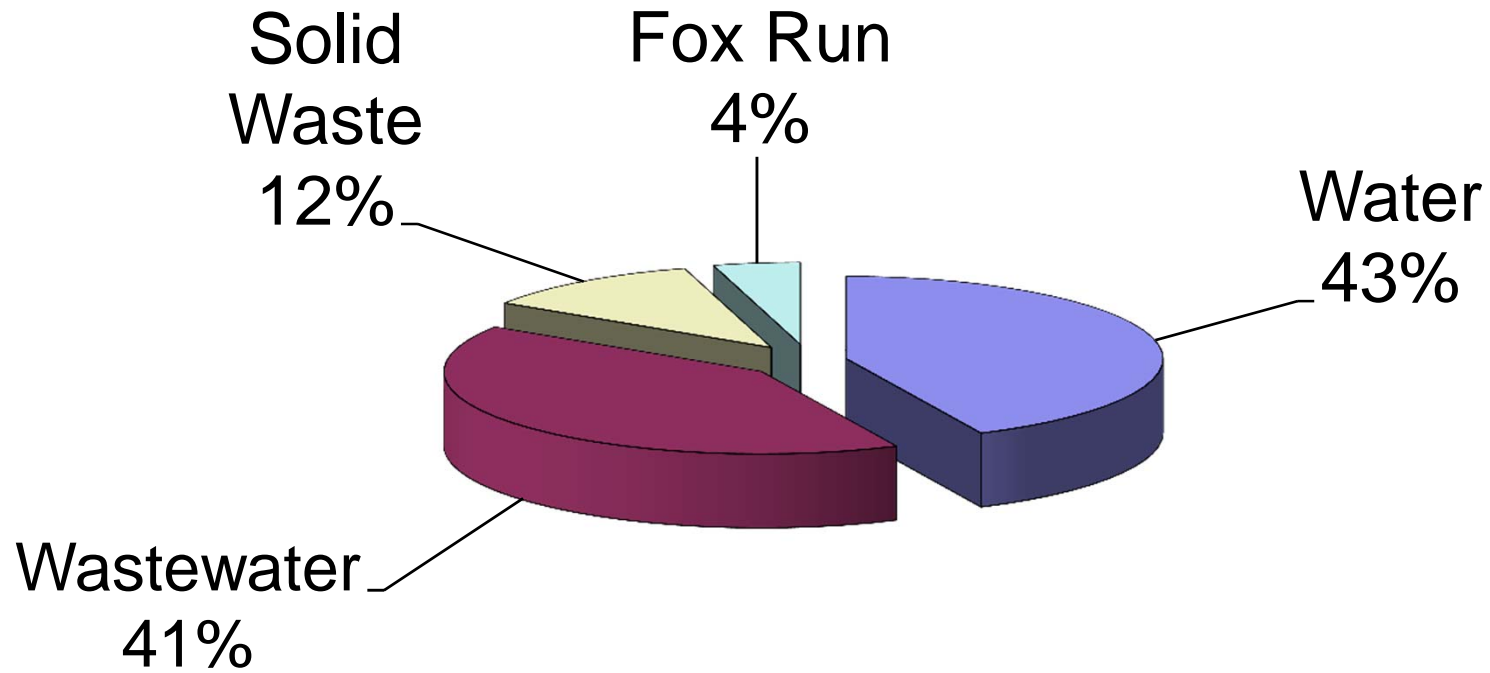
# 2015 ADOPTED BUDGET

## Expenditures by Function



# 2015 ADOPTED BUDGET

## Billing and Administration



# City of Yankton

ADOPTED 2015 BUDGET

Administration

## Calculation of Administration Charges to Enterprise

Department	Budget Amount	Percent to General	Percent to Enterprise	Amount to General	Amount to Enterprise	
City Commission	\$161,140	45%	55%	\$72,513	\$88,627	
City Manager's Office	\$333,162	45%	55%	\$149,923	\$183,239	
City Attorney	\$54,249	45%	55%	\$24,412	\$29,837	
Finance Office	\$602,062	30%	70%	\$180,619	\$421,443	
Information Services	\$252,581	45%	55%	\$113,661	\$138,920	
Community Development	\$405,483	45%	55%	\$182,467	\$223,016	
Engineering Office	\$666,374	35%	65%	\$233,231	\$433,143	
City Hall	\$203,677	45%	55%	\$91,655	\$112,022	
Parks & Recreation	\$1,102,000	75%	25%	\$826,500	\$275,500	
						\$1,457,566
<b>Total</b>	<b>\$3,780,728</b>			<b>\$1,874,981</b>	<b>\$1,905,747</b>	<b>\$1,457,566</b>

## Calculation of Cost Allocation to Enterprise Funds

Department	Revenue	% of Total Revenue	% based on fixed percentage	Amount of Admin	City Clean up week	Amount Charged
Water	\$5,207,500	50.47%	43.01%	\$655,905	\$0	\$655,905
Wastewater	\$3,266,996	31.66%	41.10%	\$626,754	\$0	\$626,754
Solid Waste	\$901,187	8.73%	11.47%	\$174,908	\$80,000	\$254,908
Fox Run	\$942,090	9.13%	4.42%	\$67,340	\$0	\$67,340
<b>Total</b>	<b>\$10,317,773</b>	<b>100%</b>	<b>100%</b>	<b>\$1,524,907</b>	<b>\$80,000</b>	<b>\$1,604,907</b>



## VALUE OF YOUR CITY OF YANKTON DOLLAR

The following list represents a sampling of the City services provided for the \$21.88 per month:

Fire Protection	Public Works
Police Protection	Municipal Airport
Street Marking	Building Inspection
Street Maintenance	Municipal Band
Street Lighting	Public Library
Street Sweeping	Snow Removal
Senior Citizens Center	Swimming Pool
Animal Control	Recreation Programs

ACTUAL VALUE OF HOME = \$85,000

To determine City tax liability multiply taxable valuation  
by adopted mill levy  
 $\$85,000 \times .925^* \times .00334 = \$262.61$

TAXABLE VALUATION: \$78,625 (\$85,000 x .925)  
CITY TAX LIABILITY: \$262.61

### MONTHLY EXPENSE FOR CITY SERVICES

To determine the monthly expense for City services divide tax  
liability by 12 months  
 $\$262.61 \div 12 = \$21.88$  per month

\* 2014 valuation 92.5% of full and true value

For comparison purposes, the following items denote common monthly expenses for a Yankton family:

- \* Two 16 gallon tanks of unleaded self-serve fuel at \$3.52 per gallon would cost \$112.64.
- \* Digital cable television service would cost the consumer \$56.95 per month.
- \* Basic telephone service charges for a home with standard touch-tone telephone is \$30.50 per month including all taxes.
- \* An average residential electric bill of 800 kwh per month would cost \$88.71.

## City of Yankton Total Debt

**12-31-11  
Assessed Value**

Total Municipal Assessed Value \$ 758,759,993.00  
5% Legal Debt Margin \$ 37,937,999.65

<b>Issuance</b>	<b>Outstanding Balance 12-31-12</b>	
Sales Tax Rev. Bonds Series 2011A (\$2,670,000 @ 3%)	\$ 2,610,000.00	
Less amount available for debt service:	\$ 195,543.41	
		\$ 2,414,456.59
Sales Tax Revenue Bonds (\$5,960,000 @ 3%)	Redeemed	
Less amount available for debt service:		
Waste Water Refunding Series 2011B (\$4,325,000 @ 2.6% avg.)	\$ 3,675,000.00	
SRF Waste Water Loan #1 (\$2,625,000 @ 5.25%)	\$ -	
SRF Waste Water Loan #2 (\$4,500,000 @ 6%)	\$ -	
SRF Waste Water Loan #3 (\$6,130,000 @ 3.5%)	\$ 3,875,294.48	(note)
Pending Waste Water Loan #4 (\$3,330,000 @ 3.3%)		\$ 3,330,000.00
Sub-total	\$ 7,550,294.48	
Less amount available for debt service:	\$ 901,024.73	
		\$ 6,649,269.75
SRF Water Loan #1 (\$3,460,000 @ 3.5%)	\$ 2,232,496.64	
SRF Water Loan #2 (881,430.53 @ 3.25%)	\$ 788,166.88	
SRF Water Loan #3 (\$3,000,000 @ 3.25%)	\$ 1,812,847.19	
SRF Water Loan #4 (\$1,980,000 @ 3%)	\$ 1,869,018.88	
Sub-total	\$ 6,702,529.59	
Less amount available for debt service:	\$ 516,256.54	
		\$ 6,186,273.05
Transfer Station Loan #1 (\$285,000 @ 3%)	\$ 201,095.61	
Transfer Station Loan #2 (\$75,000 @ 3%)	\$ 50,861.77	
Transfer Station Loan #3 (\$67,680 @ 3%)	Redeemed	
Sub-total	\$ 251,957.38	
Less amount available for debt service:	\$ 23,390.88	
		\$ 228,566.50
Senior Citizens Rural Dev. Loan (\$300,000 @ 4.75%)	\$ 35,653.43	\$ 35,653.43
2009 Fire Stat.Cert.of Participation (\$2,420,000 @ 4.562 Avg. %)	\$ 2,040,000.00	\$ 2,040,000.00
Total Legal Debt		\$ 17,554,219.32
Additional Debt Available	Additional Debt Available	\$ 20,383,780.33
	Fire Sta. Opt out (voted)	\$2,040,000.00
		\$22,423,780.33
	Additional Water Debt #3 STIP Proj.	-\$700,000.00
	Additional WW Debt Lift Station	-\$2,000,000.00
	Legal Debt Margin	\$19,723,780.33

**City of Yankton**  
Adopted 2015 Budget

ANALYSIS OF CASH BALANCE, REVENUES, TRANSFERS  
EXPENDITURES, AND APPROPRIATIONS FOR GENERAL FUND

**Fund: General**

ACCOUNT DESCRIPTION	2011 ACTUAL	2012 ACTUAL	2013 ACTUAL	2014 ADOPTED	2014 Y.T.D.	2014 ESTIMATED	2015 ADOPTED
Beginning Balance 1-1	\$3,232,446	\$3,599,655	\$3,209,713	\$3,692,651	\$3,692,651	\$3,692,651	\$2,136,162
<b>Revenues:</b>							
Current Property Taxes	\$2,067,958	\$2,148,952	\$2,259,756	\$2,357,558	\$1,249,493	\$2,354,977	\$2,426,289
Other Taxes	\$4,864,262	\$5,075,652	\$5,063,466	\$5,166,233	\$2,104,757	\$5,075,625	\$5,166,233
Licenses & Permits	\$452,593	\$252,950	\$410,930	\$347,800	\$182,400	\$347,800	\$347,800
Intergovernmental Revenues	\$658,069	\$643,908	\$770,563	\$712,588	\$288,490	\$723,251	\$1,238,592
Charges for Goods & Services	\$2,039,842	\$2,456,367	\$2,548,672	\$2,355,777	\$1,049,145	\$2,496,198	\$2,443,272
Fines & Forfeits	\$16,824	\$13,796	\$14,442	\$15,000	\$5,685	\$15,500	\$15,000
Miscellaneous	\$224,359	\$72,326	\$38,944	\$23,500	\$112,834	\$117,343	\$24,000
<b>Total Revenue</b>	<b>\$10,323,907</b>	<b>\$10,663,951</b>	<b>\$11,106,773</b>	<b>\$10,978,456</b>	<b>\$4,992,804</b>	<b>\$11,130,694</b>	<b>\$11,661,186</b>
Transfers In	\$183,699	\$698,606	\$538,421	\$544,362	\$46,350	\$535,164	\$2,953,541
Due To / Due From Other Funds	(\$22,710)	(\$23,746)	(\$316,657)	\$0	\$0	\$0	\$0
<b>Total Funds Available</b>	<b>\$13,717,342</b>	<b>\$14,938,466</b>	<b>\$14,538,250</b>	<b>\$15,215,469</b>	<b>\$8,731,805</b>	<b>\$15,358,509</b>	<b>\$16,750,889</b>
Transfers Out	\$2,162,293	\$2,853,775	\$2,364,149	\$2,733,338	\$1,121,232	\$2,687,383	\$5,281,504
Expenditures/Appropriations	\$7,955,394	\$8,874,978	\$8,481,450	\$10,951,740	\$3,927,508	\$10,534,965	\$11,469,385
<b>Total Funds Committed</b>	<b>\$10,117,687</b>	<b>\$11,728,753</b>	<b>\$10,845,599</b>	<b>\$13,685,078</b>	<b>\$5,048,740</b>	<b>\$13,222,348</b>	<b>\$16,750,889</b>
Ending Balance 12-31	\$3,599,655	\$3,209,713	\$3,692,651	\$1,530,391	\$3,683,065	\$2,136,162	\$0





**City of Yankton**  
**Adopted 2015 Budget**

**Fund: General**

ACCOUNT NO.	DESCRIPTION	2011 ACTUAL	2012 ACTUAL	2013 ACTUAL	2014 ADOPTED	2014 Y.T.D.	2014 ESTIMATED	2015 ADOPTED
101 31xx	Property Tax Current	\$2,067,958	\$2,148,952	\$2,259,756	\$2,357,558	\$1,249,493	\$2,354,977	\$2,426,289
101 31xx	Property Tax All Prior	\$20,684	\$19,576	\$25,985	\$20,000	\$10,871	\$20,000	\$20,000
101 3128	Property Tax Mobile Home	\$959	\$1,197	\$1,063	\$1,000	\$888	\$1,000	\$1,000
101 3140	General Sales and Use Tax	\$4,319,197	\$4,530,393	\$4,506,406	\$4,621,001	\$1,805,472	\$4,530,393	\$4,621,001
101 3150	Yankton Road Tax	\$327,755	\$327,470	\$331,218	\$329,000	\$184,166	\$329,000	\$329,000
101 3155	Fire Station Opt-Out	\$190,248	\$190,390	\$190,867	\$190,232	\$101,843	\$190,232	\$190,232
101 3190	Pen. & Int. on Delinquent Tax	\$5,419	\$6,626	\$7,927	\$5,000	\$1,517	\$5,000	\$5,000
	Subtotal Taxes	\$6,932,220	\$7,224,604	\$7,323,222	\$7,523,791	\$3,354,250	\$7,430,602	\$7,592,522
101 3210	Liquor Licenses	\$44,400	\$45,860	\$121,575	\$46,000	\$8,673	\$46,000	\$46,000
101 3220	Other Licenses	\$25,214	\$22,390	\$21,686	\$23,000	\$3,890	\$23,000	\$23,000
101 3230	Permits	\$61,299	\$62,812	\$34,004	\$60,000	\$29,806	\$60,000	\$60,000
101 3231	Zoning Fees	\$625	\$400	\$400	\$300	\$300	\$300	\$300
101 3232	Storm Water Permit Fee	\$1,015	\$940	\$990	\$1,100	\$715	\$1,100	\$1,100
101 3233	Golf Car Permits	\$700	\$378	\$450	\$400	\$275	\$400	\$400
101 3240	Cable TV Franchise	\$304,168	\$103,198	\$213,641	\$200,000	\$131,608	\$200,000	\$200,000
101 3241	Tower Lease	\$15,172	\$16,972	\$18,184	\$17,000	\$7,133	\$17,000	\$17,000
	Subtotal Licenses & Permits	\$452,593	\$252,950	\$410,930	\$347,800	\$182,400	\$347,800	\$347,800
101 3311	Disaster Reimbursement	\$23,499	\$0	\$0	\$0	\$0	\$0	\$0
101 3312	ERRP Reimbursement	\$43,323	\$0	\$0	\$0	\$0	\$0	\$0
101 3340	FEMA State	\$3,133	\$0	\$0	\$0	\$0	\$0	\$0
101 3341	Mobile Command Post Grant	\$0	\$15,481	\$0	\$0	\$0	\$0	\$0
101 3347	Atty Gen Drug Control Fund	\$0	\$0	\$38,000	\$0	\$0	\$0	\$0
101 3349	Homeland Security Grant	\$0	\$27,738	\$24,310	\$0	\$21,941	\$21,941	\$20,000
101 3352	Bulletproof Partnership Grant	\$365	\$2,070	\$0	\$1,000	\$1,380	\$1,380	\$1,000
101 3354	Police Grant	\$0	\$492	\$31,444	\$0	\$0	\$0	\$0
101 3358	Fire Ladder Truck Financing	\$0	\$0	\$0	\$0	\$0	\$0	\$500,000
101 3359	Fire Grant	\$61,314	\$4,293	\$0	\$95,000	\$0	\$95,000	\$95,000
101 xxxx	Civil Defense Siren Grant	\$0	\$0	\$0	\$0	\$0	\$0	\$0
101 xxxx	Fire Loan from Wastewater	\$0	\$0	\$0	\$0	\$0	\$0	\$0
101 3360	Civil Defense Siren Grant	\$0	\$0	\$0	\$0	\$0	\$0	\$0
101 3361	Liquor Tax Reversions	\$85,447	\$86,127	\$94,639	\$89,000	\$20,456	\$88,000	\$89,000
101 3362	Amusement Machine Fees	\$2,532	\$2,532	\$2,028	\$2,532	\$1,284	\$2,532	\$2,532
101 3363	State Road Aid	\$212,668	\$257,672	\$271,056	\$265,000	\$104,627	\$265,000	\$265,000
101 3366	Housing Authority Admin.	\$45,800	\$51,440	\$74,832	\$57,130	\$25,155	\$57,130	\$57,130
101 3372	10% Motor Vehicle Licenses	\$72,285	\$82,976	\$90,082	\$80,000	\$43,897	\$91,000	\$91,000
101 3373	Bank Franchise Fee	\$31,092	\$32,547	\$34,617	\$32,500	\$35,884	\$35,884	\$35,884
101 3374	County Share of Senior Citizens	\$41,611	\$45,540	\$41,737	\$55,426	\$8,171	\$29,689	\$47,046
101 3375	County Share of Airport Operations	\$15,000	\$15,000	\$15,000	\$15,000	\$15,000	\$15,000	\$15,000
101 3380	County Share of Library Budget	\$20,000	\$20,000	\$20,000	\$20,000	\$10,000	\$20,000	\$20,000
101 3384	County Reimbursement Emergency Equipment	\$0	\$0	\$31,967	\$0	\$0	\$0	\$0
101 3390	Yankton School District - Police Grant	\$0	\$0	\$851	\$0	\$695	\$695	\$0
	Subtotal Intergvt. Revenues	\$658,069	\$643,908	\$770,563	\$712,588	\$288,490	\$723,251	\$1,238,592

**City of Yankton**  
**Adopted 2015 Budget**

**Fund: General**

ACCOUNT NO.	DESCRIPTION	2011 ACTUAL	2012 ACTUAL	2013 ACTUAL	2014 ADOPTED	2014 Y.T.D.	2014 ESTIMATED	2015 ADOPTED
101 3410	Billing and Admin to Enterprise	\$1,495,113	\$1,537,566	\$1,537,566	\$1,604,907	\$802,454	\$1,604,907	\$1,604,907
101 3417	Senior Citizens/Reimburse	\$2,650	\$2,650	\$2,650	\$2,650	\$2,650	\$2,650	\$0
101 3418	Safety Town Registration	\$3,648	\$3,852	\$2,817	\$3,200	\$0	\$3,200	\$3,200
101 3420	Burglar Alarm	\$0	\$0	\$0	\$0	\$24	\$24	\$0
101 3421	Insurance Reports	\$674	\$741	\$820	\$600	\$306	\$600	\$600
101 3423	Kennel Fees	\$210	\$151	\$165	\$100	\$362	\$375	\$175
101 3428	Rural Fire District	\$9,170	\$8,340	\$26,870	\$10,000	\$25,016	\$25,100	\$10,000
101 3430	Eng. & Admin. Special Projects	\$142,723	\$160,487	\$186,813	\$14,000	\$1,822	\$140,000	\$140,000
101 3431	Gym Rental	\$335	\$0	\$0	\$0	\$0	\$0	\$0
101 3432	Assessments - Code Enforcement	\$1,233	\$2,807	\$12,102	\$250	\$2,364	\$2,554	\$250
101 3434	Assessment Roll-Interest	\$18	\$38	\$1,138	\$20	\$168	\$300	\$20
101 3436	Equipment & Material Chg-Enterprise	\$35,746	\$28,545	\$63,393	\$20,000	\$33,478	\$33,478	\$20,000
101 3437	Equip & Material Chg - Streets	\$274,004	\$216,267	\$267,557	\$250,000	\$0	\$240,000	\$240,000
101 3441	Airport Terminal Rentals	\$2,300	\$2,500	\$1,900	\$2,400	\$600	\$2,400	\$2,400
101 3442	Airport Fuel Commissions	\$2,488	\$395	\$0	\$0	\$0	\$0	\$0
101 3443	Airport Building Rental	\$19,337	\$32,748	\$32,743	\$25,000	\$24,492	\$25,000	\$25,000
101 3444	Airport Land Rental	\$21,649	\$20,562	\$28,591	\$27,000	\$16,626	\$27,000	\$27,000
101 3445	City Airport Fuel Sales	\$0	\$406,379	\$351,887	\$375,000	\$116,050	\$350,000	\$350,000
101 3446	Airport Self Fuel	\$1,864	\$996	\$2,049	\$2,000	\$315	\$2,000	\$2,000
101 3447	Airport Bldg Rental - Non Taxable	\$750	\$9,000	\$5,250	\$0	\$0	\$6,000	\$0
101 3448	Airport - Other Taxable	\$0	\$233	\$822	\$500	\$32	\$500	\$500
101 3450	Library Copy Fees	\$1,068	\$578	\$82	\$0	\$0	\$0	\$0
101 3451	Non-Resident Library Cards	\$7,157	\$6,711	\$7,000	\$7,000	\$3,756	\$6,700	\$6,700
101 3452	Library A.V. Fees	\$740	\$786	\$1,077	\$800	\$268	\$560	\$500
101 3453	Library Long or (Short)	\$33	\$45	\$16	\$50	(\$3)	\$20	\$20
101 3454	Sale of Withdrawn Items	\$778	\$375	\$574	\$500	\$104	\$350	\$400
101 3455	Other - Library Revenues	\$3,150	\$2,043	\$2,269	\$1,800	\$893	\$1,800	\$1,600
101.3456	PC Printing	\$5,238	\$5,971	\$7,043	\$6,000	\$2,688	\$6,000	\$6,000
101 3490	Sale of Materials	\$37	\$65	\$111	\$0	\$94	\$94	\$0
101 3491	Other Non-Taxable	\$7,550	\$5,536	\$5,367	\$2,000	\$14,480	\$14,480	\$2,000
101 3492	Other Taxable	\$179	\$0	\$0	\$0	\$106	\$106	\$0
	<b>Subtotal for Goods and Services</b>	<b>\$2,039,842</b>	<b>\$2,456,367</b>	<b>\$2,548,672</b>	<b>\$2,355,777</b>	<b>\$1,049,145</b>	<b>\$2,496,198</b>	<b>\$2,443,272</b>
101 3510	Court Fines	\$5,371	\$5,208	\$3,974	\$5,000	\$1,875	\$5,000	\$5,000
101 3511	Parking Fines	\$8,390	\$5,690	\$5,640	\$6,500	\$1,438	\$6,500	\$6,500
101 3520	Library Fines	\$3,063	\$2,898	\$4,828	\$3,500	\$2,372	\$4,000	\$3,500
	<b>Subtotal Fines</b>	<b>\$16,824</b>	<b>\$13,796</b>	<b>\$14,442</b>	<b>\$15,000</b>	<b>\$5,685</b>	<b>\$15,500</b>	<b>\$15,000</b>
101 3610	Interest	\$23,480	\$10,846	\$6,413	\$5,000	\$2,966	\$5,000	\$5,000
101 3612	Sale of Fixed Assets	\$32,967	\$13,901	\$9,406	\$10,000	\$100,209	\$100,209	\$10,000
101 3615	Misc Reimbursements	\$61,379	\$3,278	\$6,699	\$4,000	\$7,134	\$7,134	\$4,000
101 3640	Compensation for Loss & Damage	\$100,115	\$42,394	\$14,550	\$3,000	\$1,072	\$3,000	\$3,000
101 3641	Library Comp for Loss & Damage	\$1,918	\$1,907	\$1,851	\$1,000	\$1,453	\$1,500	\$1,500
101 3660	Private Donations	\$4,500	\$0	\$25	\$500	\$0	\$500	\$500
	<b>Subtotal Miscellaneous</b>	<b>\$224,359</b>	<b>\$72,326</b>	<b>\$38,944</b>	<b>\$23,500</b>	<b>\$112,834</b>	<b>\$117,343</b>	<b>\$24,000</b>
101 3923	From BBB (Airport Hanger)	\$19,919	\$12,762	\$22,145	\$22,145	\$0	\$22,145	\$22,145
101 3923	From BBB (TID #5 Debt Service)	\$0	\$387,398	\$136,427	\$52,398	\$0	\$58,200	\$58,200
101 3927	From 911 Fund / Dispatch	\$71,080	\$0	\$0	\$79,719	\$0	\$79,719	\$83,096
101 3928	From BID Fund (Administration)	\$0	\$0	\$1,759	\$2,400	\$0	\$2,400	\$2,400
101 3950	From Capital Projects (TID #5 Sales Tax)	\$0	\$205,746	\$261,390	\$295,000	\$0	\$280,000	\$295,000
101 3950	From Capital Projects (TID #5 Road Projects)	\$0	\$0	\$0	\$0	\$0	\$0	\$2,400,000
101 3960	From Utilities Promotion	\$92,700	\$92,700	\$92,700	\$92,700	\$46,350	\$92,700	\$92,700
101 3969	From Solid Waste	\$0	\$0	\$24,000	\$0	\$0	\$0	\$0
	<b>Subtotal Other Sources</b>	<b>\$183,699</b>	<b>\$698,606</b>	<b>\$538,421</b>	<b>\$544,362</b>	<b>\$46,350</b>	<b>\$535,164</b>	<b>\$2,953,541</b>
	<b>Total General Fund</b>	<b>\$10,507,606</b>	<b>\$11,362,557</b>	<b>\$11,645,194</b>	<b>\$11,522,818</b>	<b>\$5,039,154</b>	<b>\$11,665,858</b>	<b>\$14,614,727</b>

# **CITY COMMISSION AND MAYOR**

## **ACCOUNT #101-101**

**PURPOSE OF THIS DEPARTMENT:** Why does this department exist?

The City Commission is elected to set the general direction of City policy. The City Commission legislates by the passage of ordinances and resolutions. In addition, the Commission provides for the City's long-term planning.

**DEPARTMENT PERSONNEL:** Nine part-time Commissioners. Three are elected each year for three-year terms. The Commission elects a Mayor from within its ranks to preside at City Commission meetings.



**CITY MANAGER  
ACCOUNT #101-102**

**PURPOSE OF THIS DEPARTMENT:** Why does this department exist?

The City Manager's Office serves as the information center for the City, both within the organization and for the citizens of Yankton. The City Manager implements City Commission policy and other directives in accordance with South Dakota Codified Law (SDCL 9-10-15).

**DEPARTMENT PERSONNEL:** City Manager, one Administrative Secretary and one Human Resource Coordinator

**City of Yankton**  
Adopted 2015 Budget

Fund: **General**

Function: **General Government**

Activity: **City Manager**

ACCOUNT NO.	DESCRIPTION	2011 ACTUAL	2012 ACTUAL	2013 ACTUAL	2014 ADOPTED	2014 Y.T.D.	2014 ESTIMATED	2015 ADOPTED
101 102 101	Regular Salaries & Wages	\$181,193	\$154,816	\$184,726	\$206,387	\$92,157	\$206,387	\$215,130
101 102 102	Temp. Salaries & Wages	\$0	\$0	\$0	\$3,500	\$0	\$0	\$3,500
101 102 103	Overtime Wages	\$243	\$0	\$0	\$350	\$0	\$350	\$350
101 102 111	OASI	\$13,070	\$11,495	\$14,007	\$16,083	\$6,959	\$15,815	\$16,752
101 102 121	Retirement	\$16,467	\$11,359	\$11,084	\$15,505	\$5,529	\$15,505	\$16,161
101 102 131	Worker's Compensation	\$275	\$273	\$259	\$379	(\$12)	\$379	\$398
101 102 132	Group Insurance	\$23,131	\$18,338	\$19,982	\$35,219	\$11,303	\$33,000	\$36,300
101 102 133	Unemployment Insurance	\$215	\$164	\$219	\$506	\$161	\$506	\$531
	<b>Subtotal Personnel Services</b>	<b>\$234,594</b>	<b>\$196,445</b>	<b>\$230,277</b>	<b>\$277,929</b>	<b>\$116,097</b>	<b>\$271,942</b>	<b>\$289,122</b>
101 102 201	Insurance	\$359	\$363	\$356	\$419	\$364	\$419	\$440
101 102 202	Professional Services	\$289	\$9,862	\$565	\$500	\$150	\$500	\$1,500
101 102 211	Publishing	\$0	\$0	\$0	\$4,000	\$0	\$3,000	\$4,000
101 102 221	Rep. & Maintenance-Equipment	\$0	\$2,617	\$502	\$500	\$162	\$200	\$500
101 102 231	Postage	\$2,160	\$2,077	\$2,482	\$3,300	\$308	\$1,800	\$3,300
101 102 232	Office Supplies	\$1,950	\$1,309	\$1,094	\$1,700	\$742	\$1,200	\$1,700
101 102 233	Printing & Binding	\$0	\$0	\$503	\$500	\$0	\$500	\$500
101 102 234	Copies	\$2,347	\$1,892	\$1,637	\$5,400	\$619	\$2,900	\$4,000
101 102 235	Subscriptions & Publications	\$661	\$179	\$329	\$500	\$188	\$500	\$500
101 102 261	Membership Dues	\$1,809	\$175	\$1,220	\$2,000	\$100	\$2,000	\$2,000
101 102 262	Mileage	\$7,447	\$3,600	\$4,800	\$7,800	\$2,688	\$7,800	\$7,800
101 102 264	Schools	\$1,837	\$1,551	\$1,510	\$3,000	\$0	\$3,000	\$3,000
101 102 265	Conference & Meetings	\$7,780	\$11,791	\$9,128	\$10,200	\$2,873	\$10,200	\$10,200
101 102 271	Telephone	\$2,464	\$1,838	\$2,628	\$3,000	\$1,413	\$3,000	\$3,600
	<b>Subtotal Other Current Expenditures</b>	<b>\$29,103</b>	<b>\$37,254</b>	<b>\$26,754</b>	<b>\$42,819</b>	<b>\$9,607</b>	<b>\$37,019</b>	<b>\$43,040</b>
101 102 350	Equipment	\$127	\$0	\$687	\$1,000	\$0	\$1,000	\$1,000
	<b>Subtotal Capital Expenditures</b>	<b>\$127</b>	<b>\$0</b>	<b>\$687</b>	<b>\$1,000</b>	<b>\$0</b>	<b>\$1,000</b>	<b>\$1,000</b>
	<b>Total Expenditures</b>	<b>\$263,824</b>	<b>\$233,699</b>	<b>\$257,718</b>	<b>\$321,748</b>	<b>\$125,704</b>	<b>\$309,961</b>	<b>\$333,162</b>

**CITY ATTORNEY**  
**ACCOUNT #101-103**

**PURPOSE OF THIS DEPARTMENT:** Why does this department exist?

The purpose of the City Attorney is to serve as the legal consultant, advisor, and representative for the City of Yankton.

**DEPARTMENT PERSONNEL:** one City Attorney and one assistant City Attorney.

**City of Yankton**  
**Adopted 2015 Budget**

Fund: **General**

Function: **General Government**

Activity: **City Attorney**

ACCOUNT NO.	DESCRIPTION	2011 ACTUAL	2012 ACTUAL	2013 ACTUAL	2014 ADOPTED	2014 Y.T.D.	2014 ESTIMATED	2015 ADOPTED
101 103 102	Temp. Salaries & Wages	\$36,000	\$37,200	\$36,539	\$39,225	\$19,000	\$39,225	\$40,887
101 103 111	OASI	\$2,754	\$2,846	\$2,795	\$3,001	\$1,454	\$3,001	\$3,128
101 103 131	Worker's Compensation	\$52	\$52	\$52	\$58	(\$2)	\$58	\$61
101 103 133	Unemployment Insurance	\$72	\$60	\$58	\$165	\$70	\$165	\$173
	Subtotal Personnel Services	\$38,878	\$40,158	\$39,444	\$42,449	\$20,522	\$42,449	\$44,249
101 103 202	Professional Services	\$16,023	\$216	\$2,135	\$7,000	\$504	\$4,300	\$7,000
101 103 235	Subscriptions & Publications	\$0	\$0	\$0	\$3,000	\$435	\$3,000	\$3,000
	Subtotal Other Current Expenditures	\$16,023	\$216	\$2,135	\$10,000	\$939	\$7,300	\$10,000
	Total Expenditures	\$54,901	\$40,374	\$41,579	\$52,449	\$21,461	\$49,749	\$54,249



**FINANCE OFFICE**  
**ACCOUNT #101-104**

**PURPOSE OF THIS DEPARTMENT:** Why does this department exist?

The primary mission of the Yankton Finance Department is to provide comprehensive and accurate financial services and records management in an efficient manner to ensure the delivery of high quality public services and accountability to its constituents.

**DEPARTMENT PERSONNEL:** one Finance Officer, one Deputy Finance Officer, one Computer Operator, one Municipal Records Clerk, one Utility Customer Service Clerk, and three Accounting Clerks.

**City of Yankton**  
**Adopted 2015 Budget**

Fund: **General**

Function: **General Government**

Activity: **Finance Office**

ACCOUNT NO.	DESCRIPTION	2011 ACTUAL	2012 ACTUAL	2013 ACTUAL	2014 ADOPTED	2014 Y.T.D.	2014 ESTIMATED	2015 ADOPTED
101 104 101	Regular Salaries & Wages	\$349,965	\$370,393	\$373,449	\$402,359	\$184,944	\$402,359	\$419,403
101 104 111	OASI	\$25,359	\$26,823	\$27,228	\$30,780	\$13,468	\$30,780	\$32,084
101 104 121	Retirement	\$20,998	\$22,224	\$22,407	\$24,142	\$11,097	\$24,142	\$25,164
101 104 131	Worker's Compensation	\$514	\$511	\$484	\$567	(\$22)	\$567	\$595
101 104 132	Group Insurance	\$57,607	\$57,340	\$52,987	\$71,500	\$29,972	\$71,500	\$78,650
101 104 133	Unemployment Insurance	\$575	\$500	\$526	\$1,275	\$459	\$1,275	\$1,339
	<b>Subtotal Personnel Services</b>	<b>\$455,018</b>	<b>\$477,791</b>	<b>\$477,081</b>	<b>\$530,623</b>	<b>\$239,918</b>	<b>\$530,623</b>	<b>\$557,235</b>
101 104 201	Insurance	\$647	\$655	\$644	\$754	\$657	\$754	\$792
101 104 202	Professional Services	\$14,314	\$17,157	\$18,793	\$18,000	\$5,996	\$18,000	\$18,000
101 104 211	Publishing	\$0	\$65	\$18	\$135	\$0	\$135	\$135
101 104 221	Rep. & Maintenance-Equipment	\$65	\$150	\$0	\$400	\$0	\$200	\$400
101 104 231	Postage	\$2,755	\$2,479	\$2,193	\$4,000	\$1,097	\$2,800	\$4,000
101 104 232	Office Supplies	\$4,091	\$5,371	\$3,574	\$6,000	\$1,975	\$5,000	\$6,000
101 104 233	Printing & Binding	\$352	\$210	\$991	\$1,000	\$0	\$1,000	\$1,000
101 104 234	Copies	\$3,799	\$6,916	\$4,326	\$5,000	\$2,367	\$5,000	\$5,000
101 104 235	Subscriptions & Publications	\$1,460	\$1,878	\$1,028	\$2,000	\$180	\$2,000	\$2,000
101 104 261	Membership Dues	\$280	\$280	\$680	\$500	\$230	\$500	\$500
101 104 264	Schools	\$0	\$431	\$663	\$1,500	\$283	\$1,500	\$1,500
101 104 265	Conference & Meetings	\$311	\$1,650	\$176	\$500	\$63	\$500	\$500
101 104 271	Telephone	\$4,212	\$3,709	\$3,411	\$4,500	\$1,691	\$3,500	\$4,000
	<b>Subtotal Other Current Expenditures</b>	<b>\$32,286</b>	<b>\$40,951</b>	<b>\$36,497</b>	<b>\$44,289</b>	<b>\$14,539</b>	<b>\$40,889</b>	<b>\$43,827</b>
101 104 350	Equipment	\$0	\$0	\$1,070	\$1,000	\$0	\$1,000	\$1,000
	<b>Subtotal Capital Expenditures</b>	<b>\$0</b>	<b>\$0</b>	<b>\$1,070</b>	<b>\$1,000</b>	<b>\$0</b>	<b>\$1,000</b>	<b>\$1,000</b>
	<b>Total Expenditures</b>	<b>\$487,304</b>	<b>\$518,742</b>	<b>\$514,648</b>	<b>\$575,912</b>	<b>\$254,457</b>	<b>\$572,512</b>	<b>\$602,062</b>

# **INFORMATION SERVICES**

## **ACCOUNT #101-105**

**PURPOSE OF THIS DEPARTMENT:** Why does this department exist?

The vision of the department is to advance the City of Yankton through the effective deployment of information technology. The department is committed to improving the quality and types of services available cost effectively.

**DEPARTMENT PERSONNEL:** one Information Services Manager / Special Projects and one Systems Manager/Computer Operations Technician.

**City of Yankton**  
**Adopted 2015 Budget**

Fund: **General**

Function: **General Government**

Activity: **Information Services**

ACCOUNT NO.	DESCRIPTION	2011 ACTUAL	2012 ACTUAL	2013 ACTUAL	2014 ADOPTED	2014 Y.T.D.	2014 ESTIMATED	2015 ADOPTED
101 105 101	Regular Salaries & Wages	\$63,132	\$105,946	\$109,416	\$119,730	\$54,875	\$119,730	\$124,802
101 105 102	Temp. Salaries & Wages	\$0	\$210	\$0	\$5,000	\$0	\$5,000	\$5,000
101 105 111	OASI	\$4,827	\$8,109	\$8,332	\$9,542	\$4,178	\$9,542	\$9,930
101 105 121	Retirement	\$3,788	\$6,357	\$6,565	\$7,184	\$3,293	\$7,184	\$7,488
101 105 131	Worker's Compensation	\$125	\$123	\$116	\$1,138	(\$5)	\$138	\$290
101 105 132	Group Insurance	\$6,759	\$13,832	\$13,321	\$20,578	\$7,535	\$14,500	\$15,950
101 105 133	Unemployment Insurance	\$72	\$124	\$133	\$366	\$115	\$150	\$158
	<b>Subtotal Personnel Services</b>	<b>\$78,703</b>	<b>\$134,701</b>	<b>\$137,883</b>	<b>\$163,538</b>	<b>\$69,991</b>	<b>\$156,244</b>	<b>\$163,618</b>
101 105 201	Insurance	\$244	\$246	\$242	\$298	\$247	\$298	\$313
101 105 202	Professional Services	\$771	\$2,530	\$364	\$3,000	\$933	\$3,000	\$3,000
101 105 207	Services - PC Network	\$0	\$533	\$0	\$1,500	\$553	\$1,500	\$1,500
101 105 211	Publishing	\$0	\$0	\$0	\$250	\$0	\$250	\$250
101 105 221	Rep. & Maintenance-Equipment	\$12	\$369	\$1,376	\$1,500	\$1,367	\$1,500	\$1,500
101 105 230	Supplies - PC Network	\$1,265	\$2,571	\$1,296	\$2,500	\$204	\$2,500	\$2,500
101 105 231	Postage	\$23	\$0	\$0	\$100	\$0	\$100	\$100
101 105 232	Office Supplies	\$533	\$792	\$14	\$500	\$226	\$500	\$500
101 105 234	Copies	\$8	\$11	\$56	\$100	\$7	\$100	\$100
101 105 235	Subscriptions & Publications - Software / Aeria	\$15,946	\$2,301	\$10,340	\$8,000	\$9,539	\$16,000	\$22,000
101 105 261	Membership Dues	\$0	\$0	\$0	\$100	\$0	\$100	\$100
101 105 264	Schools	\$1,128	\$0	\$0	\$2,000	\$0	\$2,000	\$2,000
101 105 265	Conference & Meetings	\$101	\$110	\$0	\$1,000	\$0	\$1,000	\$1,000
101 105 270	Internet Access	\$15,418	\$17,627	\$16,134	\$22,000	\$6,920	\$20,000	\$22,000
101 105 271	Telephone	\$0	\$951	\$1,014	\$1,000	\$561	\$1,100	\$1,100
	<b>Subtotal Other Current Expenditures</b>	<b>\$35,449</b>	<b>\$28,041</b>	<b>\$30,836</b>	<b>\$43,848</b>	<b>\$20,557</b>	<b>\$49,948</b>	<b>\$57,963</b>
101 105 350	Equipment	\$68,535	\$37,015	\$25,980	\$111,500	\$2,585	\$111,500	\$31,000
	<b>Subtotal Capital Expenditures</b>	<b>\$68,535</b>	<b>\$37,015</b>	<b>\$25,980</b>	<b>\$111,500</b>	<b>\$2,585</b>	<b>\$111,500</b>	<b>\$31,000</b>
	<b>Total Expenditures</b>	<b>\$182,687</b>	<b>\$199,757</b>	<b>\$194,699</b>	<b>\$318,886</b>	<b>\$93,133</b>	<b>\$317,692</b>	<b>\$252,581</b>

## **COMMUNITY DEVELOPMENT ACCOUNT #101-106**

**PURPOSE OF THIS DEPARTMENT:** Why does this department exist?

To foster the continued development of a well-planned, healthy, and vibrant city with a strong economic base, excellent employment opportunities, and a wide range of diversified housing opportunities for the citizenry.

To protect the health, safety, and welfare of the citizens by providing exemplary customer service in the administration and enforcement of adopted building related codes and ordinances and to seek compliance to the Municipal Code by providing citizens guidance and direction for the resolution of problems and violations in a friendly, fair and impartial manner.

**DEPARTMENT PERSONNEL:** one Community Development Director; one Building Official; one Building Inspector; and one Code Enforcement Official.

**City of Yankton**  
**Adopted 2015 Budget**

Fund: **General**

Function: **General Government**

Activity: **Community Development**

ACCOUNT NO.	DESCRIPTION	2011 ACTUAL	2012 ACTUAL	2013 ACTUAL	2014 ADOPTED	2014 Y.T.D.	2014 ESTIMATED	2015 ADOPTED
101 106 101	Regular Salaries & Wages	\$169,689	\$213,543	\$221,217	\$238,552	\$110,506	\$238,552	\$248,657
101 106 102	Temp. Salaries & Wages	\$10,397	\$639	\$0	\$0	\$0	\$0	\$0
101 106 103	Overtime Wages	\$0	\$0	\$0	\$500	\$0	\$500	\$500
101 106 111	OASI	\$12,903	\$15,305	\$16,191	\$18,287	\$8,111	\$18,287	\$19,061
101 106 121	Retirement	\$10,182	\$12,813	\$13,273	\$14,343	\$6,631	\$14,343	\$14,949
101 106 131	Worker's Compensation	\$311	\$309	\$595	\$1,547	(\$14)	\$1,547	\$1,624
101 106 132	Group Insurance	\$22,774	\$30,301	\$25,947	\$40,220	\$14,679	\$40,220	\$44,242
101 106 133	Unemployment Insurance	\$278	\$253	\$267	\$571	\$228	\$571	\$600
	<b>Subtotal Personnel Services</b>	<b>\$226,534</b>	<b>\$273,163</b>	<b>\$277,490</b>	<b>\$314,020</b>	<b>\$140,141</b>	<b>\$314,020</b>	<b>\$329,633</b>
101 106 201	Insurance	\$398	\$403	\$396	\$500	\$404	\$500	\$500
101 106 202	Professional Services	\$83	\$468	\$363	\$2,000	\$53	\$2,000	\$2,000
101 106 204	Abatement	\$13,952	\$4,527	\$14,727	\$25,000	\$1,998	\$25,000	\$25,000
101 106 211	Publishing	\$1,817	\$447	\$590	\$1,000	\$112	\$700	\$1,000
101 106 221	Rep. & Maintenance-Equipment	\$0	\$0	\$0	\$100	\$0	\$100	\$100
101 106 222	Rep. & Maint.-Vehicles	\$0	\$0	\$0	\$500	\$16	\$500	\$500
101 106 224	Rep. & Maint. Central Garage	\$2,794	\$4,804	\$4,837	\$3,000	\$2,113	\$3,000	\$3,000
101 106 231	Postage	\$1,387	\$1,627	\$1,251	\$1,500	\$1,002	\$1,500	\$1,500
101 106 232	Office Supplies	\$708	\$751	\$536	\$500	\$415	\$500	\$500
101 106 234	Copies	\$1,248	\$1,364	\$1,476	\$1,700	\$540	\$1,700	\$1,700
101 106 235	Subscriptions & Publications	\$1,250	\$122	\$220	\$400	\$130	\$400	\$800
101 106 261	Membership Dues	\$870	\$1,314	\$1,004	\$1,400	\$580	\$1,400	\$1,700
101 106 262	Mileage	\$1,200	\$1,200	\$1,200	\$1,200	\$700	\$1,200	\$1,200
101 106 265	Conference & Meetings	\$547	\$2,557	\$3,226	\$3,500	\$509	\$3,500	\$3,500
101 106 271	Telephone	\$972	\$2,755	\$2,834	\$2,800	\$1,491	\$2,850	\$2,850
	<b>Subtotal Other Current Expenditures</b>	<b>\$27,226</b>	<b>\$22,339</b>	<b>\$32,660</b>	<b>\$45,100</b>	<b>\$10,063</b>	<b>\$44,850</b>	<b>\$45,850</b>
101 106 350	Equipment	\$0	\$870	\$21,206	\$31,000	\$0	\$1,000	\$30,000
	<b>Subtotal Capital Expenditures</b>	<b>\$0</b>	<b>\$870</b>	<b>\$21,206</b>	<b>\$31,000</b>	<b>\$0</b>	<b>\$1,000</b>	<b>\$30,000</b>
	<b>Total Expenditures</b>	<b>\$253,760</b>	<b>\$296,372</b>	<b>\$331,356</b>	<b>\$390,120</b>	<b>\$150,204</b>	<b>\$359,870</b>	<b>\$405,483</b>

**CONTINGENCY FUND**  
**ACCOUNT #101-109**

**PURPOSE OF THIS DEPARTMENT:** Why does this department exist?

The purpose of the Contingency Fund is to reserve money in each year's budget to pay for unbudgeted and unexpected expenditures that may arise.

**City of Yankton**  
**Adopted 2015 Budget**

Fund: **General**

Activity: **Contingency**

ACCOUNT NO.	DESCRIPTION	2011 ACTUAL	2012 ACTUAL	2013 ACTUAL	2014 ADOPTED	2014 Y.T.D.	2014 ESTIMATED	2015 ADOPTED
101 109 601	Contingency	\$0	\$0	\$0	\$200,000	\$0	\$200,000	\$200,000
	Total Expenditures	\$0	\$0	\$0	\$200,000	\$0	\$200,000	\$200,000



# **YANKTON POLICE DEPARTMENT**

## **ACCOUNT #101-111**

**PURPOSE OF THIS DEPARTMENT:** Why does this department exist?

The Yankton Police Department's primary mission is to provide the highest quality public safety for the people who live, work, play and visit within the corporate limits of Yankton and to protect their property. We will constantly evaluate and improve our efforts to enhance public safety with the goal of improving the quality of life within the City of Yankton, while at the same time maintaining the respect for individual rights and human dignity.

**DEPARTMENT PERSONNEL:** 26 Sworn Officers including 1 Chief of Police, 3 Lieutenants, 3 Detectives, 3 Sergeants, 1 Corporal, 15 Patrol Officers which includes 2 K-9 Units and 2 Civilian Clerks. Eight of the Police Officers serve as DARE Officers and Liaison Officers with our schools.

**City of Yankton**  
**Adopted 2015 Budget**

Fund: **General**

Function: **Public Safety**

Activity: **Police**

ACCOUNT NO.	DESCRIPTION	2011 ACTUAL	2012 ACTUAL	2013 ACTUAL	2014 ADOPTED	2014 Y.T.D.	2014 ESTIMATED	2015 ADOPTED
101 111 101	Regular Salaries & Wages	\$1,288,358	\$1,292,836	\$1,354,134	\$1,515,308	\$632,513	\$1,515,308	\$1,579,496
101 111 102	Temp. Salaries & Wages	\$6,086	\$5,961	\$4,939	\$6,000	\$1,578	\$6,000	\$6,000
101 111 103	Overtime Wages	\$65,492	\$66,232	\$68,205	\$45,000	\$19,284	\$45,000	\$45,000
101 111 111	OASI	\$108,142	\$101,068	\$105,586	\$119,823	\$48,977	\$119,823	\$124,733
101 111 121	Retirement	\$102,766	\$107,232	\$110,778	\$125,305	\$51,419	\$125,305	\$130,440
101 111 131	Worker's Compensation	\$26,679	\$27,268	\$26,991	\$31,365	(\$1,189)	\$31,365	\$32,933
101 111 132	Group Insurance	\$193,891	\$200,950	\$187,167	\$264,990	\$106,093	\$264,990	\$291,489
101 111 133	Unemployment Insurance	\$1,974	\$1,839	\$1,949	\$2,177	\$1,568	\$2,177	\$2,286
	Subtotal Personnel Services	\$1,793,388	\$1,803,386	\$1,859,749	\$2,109,968	\$860,243	\$2,109,968	\$2,212,377
101 111 201	Insurance	\$20,356	\$22,657	\$17,118	\$24,980	\$17,552	\$24,980	\$26,229
101 111 202	Professional Services	\$37,898	\$20,026	\$20,784	\$22,000	\$10,339	\$22,000	\$22,000
101 111 211	Publishing	\$143	\$145	\$165	\$500	\$89	\$500	\$500
101 111 212	Rent for Safety Center	\$87,522	\$83,641	\$87,661	\$86,240	\$47,677	\$86,240	\$86,240
101 111 221	Rep. & Maintenance-Equipment	\$16,156	\$10,212	\$14,841	\$20,000	\$1,775	\$20,000	\$20,000
101 111 222	Rep.& Maint.-Vehicles	\$16,971	\$2,649	\$13,442	\$20,000	\$5,096	\$20,000	\$20,000
101 111 224	Rep. & Maint. Central Garage	\$102,427	\$102,553	\$92,065	\$125,000	\$35,669	\$125,000	\$125,000
101 111 231	Postage	\$1,241	\$2,002	\$3,099	\$2,000	\$1,060	\$2,000	\$3,000
101 111 232	Office Supplies	\$4,909	\$8,409	\$2,958	\$6,000	\$1,018	\$6,000	\$5,000
101 111 233	Printing & Binding	\$4,462	\$3,962	\$1,906	\$3,000	\$1,155	\$3,000	\$3,000
101 111 234	Copies	\$3,607	\$8,539	\$4,247	\$3,600	\$2,306	\$3,600	\$3,600
101 111 235	Subscriptions & Publications	\$565	\$323	\$987	\$1,000	\$461	\$1,000	\$1,000
101 111 240	Chemicals & Gases	\$0	\$3,249	\$0	\$3,500	\$0	\$3,500	\$3,500
101 111 243	Medical & Safety Supplies	\$716	\$812	\$324	\$1,200	\$446	\$1,200	\$1,200
101 111 244	Uniforms	\$12,684	\$10,661	\$9,039	\$9,140	\$6,289	\$9,140	\$9,140
101 111 248	Photography Supplies	\$215	\$13	\$234	\$500	\$124	\$500	\$500
101 111 251	Safety Town Expenditures	\$3,963	\$2,381	\$4,278	\$6,400	\$1,371	\$6,400	\$6,400
101 111 253	NTOA Training - Homeland Security	\$0	\$27,739	\$21,262	\$0	\$21,941	\$21,941	\$20,000
101 111 261	Membership Dues	\$935	\$2,340	\$1,915	\$2,500	\$1,655	\$2,500	\$2,500
101 111 262	Mileage	\$3,742	\$2,512	\$2,600	\$3,000	\$1,675	\$3,000	\$3,000
101 111 263	Travel Expense	\$5,470	\$5,802	\$5,849	\$6,000	\$3,014	\$6,000	\$7,500
101 111 264	Schools	\$5,163	\$7,111	\$6,569	\$11,500	\$1,095	\$11,500	\$10,000
101 111 265	Conference & Meetings	\$4,268	\$4,105	\$4,424	\$3,000	\$3,151	\$3,000	\$3,000
101 111 266	Special Account-Detectives	\$3,000	\$498	\$627	\$3,000	\$528	\$3,000	\$3,000
101 111 267	Ammunition	\$5,512	\$5,627	\$10,998	\$18,000	\$4,223	\$18,000	\$12,000
101 111 271	Telephone	\$11,327	\$10,310	\$10,892	\$10,000	\$5,562	\$10,500	\$10,500
	Subtotal Other Current Expenditures	\$353,252	\$348,278	\$338,284	\$392,060	\$175,271	\$414,501	\$407,809
101 111 301	Capital Repair & Maintenance	\$40	\$0	\$0	\$0	\$0	\$0	\$0
101 111 350	Equipment	\$105,958	\$129,599	\$189,575	\$301,200	\$2,880	\$301,200	\$136,500
	Subtotal Capital Expenditures	\$105,998	\$129,599	\$189,575	\$301,200	\$2,880	\$301,200	\$136,500
	Audit Adjustment							
	Total Expenditures	\$2,252,638	\$2,281,263	\$2,387,608	\$2,803,228	\$1,038,394	\$2,825,669	\$2,756,686

**ANIMAL CONTROL  
ACCOUNT #101-113**

**PURPOSE OF THIS DEPARTMENT:** Why does this department exist?

This department provides animal control services for the City of Yankton and some assistance to other law enforcement departments in the area upon request. The Animal Control Department also maintains the City animal shelter. Parking enforcement throughout the City is approximately one fourth of the officer's time.

**DEPARTMENT PERSONNEL:** one full-time Officer.

**City of Yankton**  
**Adopted 2015 Budget**

Fund: **General**

Function: **Public Safety**

Activity: **Animal Control**

ACCOUNT NO.	DESCRIPTION	2011 ACTUAL	2012 ACTUAL	2013 ACTUAL	2014 ADOPTED	2014 Y.T.D.	2014 ESTIMATED	2015 ADOPTED
101 113 101	Regular Salaries & Wages	\$31,797	\$32,553	\$34,118	\$36,281	\$17,108	\$36,281	\$37,818
101 113 103	Overtime Wages	\$665	\$0	\$0	\$500	\$50	\$500	\$500
101 113 111	OASI	\$2,463	\$2,467	\$2,559	\$2,814	\$1,289	\$2,814	\$2,931
101 113 121	Retirement	\$1,948	\$1,953	\$2,047	\$2,207	\$1,030	\$2,207	\$2,299
101 113 131	Worker's Compensation	\$327	\$329	\$325	\$382	(\$15)	\$382	\$401
101 113 132	Group Insurance	\$6,759	\$7,064	\$6,660	\$7,791	\$3,768	\$7,791	\$8,181
101 113 133	Unemployment Insurance	\$72	\$61	\$66	\$167	\$62	\$167	\$175
	<b>Subtotal Personnel Services</b>	<b>\$44,031</b>	<b>\$44,427</b>	<b>\$45,775</b>	<b>\$50,142</b>	<b>\$23,292</b>	<b>\$50,142</b>	<b>\$52,305</b>
101 113 201	Insurance	\$506	\$512	\$504	\$618	\$513	\$618	\$649
101 113 202	Contracted Services	\$0	\$0	\$0	\$0	\$0	\$0	\$10,000
101 113 211	Publishing	\$0	\$0	\$0	\$150	\$0	\$150	\$150
101 113 221	Rep. & Maintenance-Equipment	\$49	\$283	\$214	\$300	\$294	\$500	\$500
101 113 222	Rep. & Maintenance-Vehicles	\$224	\$151	\$30	\$500	\$16	\$200	\$300
101 113 223	Rep. & Maintenance-Buildings	\$296	\$205	\$1,063	\$500	\$0	\$500	\$1,000
101 113 224	Rep. & Maint.-Central Garage	\$3,322	\$3,968	\$3,170	\$4,600	\$1,177	\$3,500	\$3,500
101 113 233	Printing	\$104	\$215	\$131	\$100	\$0	\$100	\$100
101 113 244	Uniforms	\$86	\$247	\$93	\$250	\$127	\$250	\$250
101 113 246	Animal Shelter Expense	\$583	\$281	\$547	\$300	\$277	\$300	\$300
101 113 265	Conference & Meetings	\$0	\$8	\$0	\$500	\$0	\$500	\$500
	<b>Subtotal Other Current Expenditures</b>	<b>\$5,170</b>	<b>\$5,870</b>	<b>\$5,752</b>	<b>\$7,818</b>	<b>\$2,404</b>	<b>\$6,618</b>	<b>\$17,249</b>
101 113 350	Equipment	\$25,735	\$42	\$0	\$3,000	\$0	\$3,000	\$0
	<b>Subtotal Capital Expenditures</b>	<b>\$25,735</b>	<b>\$42</b>	<b>\$0</b>	<b>\$3,000</b>	<b>\$0</b>	<b>\$3,000</b>	<b>\$0</b>
	<b>Total Expenditures</b>	<b>\$74,936</b>	<b>\$50,339</b>	<b>\$51,527</b>	<b>\$60,960</b>	<b>\$25,696</b>	<b>\$59,760</b>	<b>\$69,554</b>

**FIRE DEPARTMENT  
ACCOUNT #101-114**

**PURPOSE OF THIS DEPARTMENT:** Why does this department exist?

The Yankton Fire Department will safely provide fire and emergency services that protect the lives of all who visit, work or invest in Yankton and the surrounding area.

**Departmental Personnel:** one Fire Chief, one Fire Marshal / Deputy Chief and forty-five Volunteer Firefighters.

**City of Yankton**  
**Adopted 2015 Budget**

Fund: **General**

Function: **Public Safety**

Activity: **Fire Department**

ACCOUNT NO.	DESCRIPTION	2011 ACTUAL	2012 ACTUAL	2013 ACTUAL	2014 ADOPTED	2014 Y.T.D.	2014 ESTIMATED	2015 ADOPTED
101 114 101	Regular Salaries & Wages	\$123,572	\$129,077	\$133,297	\$139,314	\$66,187	\$139,314	\$145,215
101 114 111	OASI	\$9,298	\$9,717	\$10,100	\$10,658	\$4,994	\$10,658	\$11,109
101 114 121	Retirement	\$9,886	\$10,326	\$10,664	\$11,145	\$5,295	\$11,145	\$11,617
101 114 131	Worker's Compensation	\$4,701	\$4,727	\$4,677	\$5,243	(\$207)	\$5,243	\$5,505
101 114 132	Group Insurance	\$13,518	\$14,128	\$13,321	\$16,360	\$7,535	\$14,873	\$16,360
101 114 133	Unemployment Insurance	\$143	\$124	\$133	\$320	\$103	\$143	\$150
	<b>Subtotal Personnel Services</b>	<b>\$161,118</b>	<b>\$168,099</b>	<b>\$172,192</b>	<b>\$183,040</b>	<b>\$83,907</b>	<b>\$181,376</b>	<b>\$189,956</b>
101 114 201	Insurance	\$11,872	\$21,016	\$19,030	\$21,600	\$17,290	\$19,900	\$21,600
101 114 202	Professional Services	\$37,490	\$47,515	\$35,052	\$45,900	\$19,402	\$40,000	\$45,900
101 114 205	Examinations	\$17,743	\$12,358	\$12,770	\$18,750	\$0	\$13,900	\$15,200
101 114 221	Rep. & Maintenance-Equipment	\$6,050	\$7,741	\$8,746	\$9,200	\$4,070	\$9,200	\$13,200
101 114 222	Rep.& Maint.-Vehicles	\$13,696	\$5,630	\$11,068	\$11,000	\$5,323	\$11,000	\$7,000
101 114 223	Rep & Maint.-Bldgs.	\$4,353	\$57,089	\$7,565	\$6,800	\$2,406	\$6,800	\$8,000
101 114 224	Rep. & Maint. Central Garage	\$9,907	\$9,473	\$7,797	\$11,000	\$4,073	\$10,000	\$11,000
101 114 225	Mobile Command Post	\$0	\$344	\$267	\$1,000	\$389	\$1,000	\$1,000
101 114 226	Rep. & Maint. - Rural App	\$0	\$0	\$328	\$1,000	\$1,625	\$1,000	\$1,000
101 114 231	Postage	\$502	\$438	\$314	\$500	\$321	\$500	\$500
101 114 232	Office Supplies	\$375	\$334	\$537	\$500	\$98	\$500	\$500
101 114 233	Printing & Binding	\$301	\$48	\$210	\$350	\$0	\$250	\$350
101 114 234	Copies	\$351	\$215	\$107	\$350	\$4	\$250	\$350
101 114 235	Subscriptions & Publications	\$2,368	\$1,759	\$2,058	\$2,000	\$828	\$2,000	\$2,000
101 114 240	Chemicals & Gases	\$1,106	\$693	\$0	\$2,000	\$0	\$2,000	\$2,000
101 114 243	Medical & Safety Supplies	\$38	\$517	\$363	\$1,000	\$0	\$750	\$1,000
101 114 244	Uniforms & Dry Goods	\$1,081	\$744	\$1,199	\$1,500	\$1,370	\$1,500	\$1,500
101 114 247	Small Tools & Hardware	\$1,284	\$3,110	\$3,588	\$2,700	\$336	\$2,700	\$2,700
101 114 261	Membership Dues	\$965	\$1,324	\$1,429	\$1,695	\$940	\$1,695	\$1,695
101 114 263	Travel Expense	\$567	\$37	\$149	\$1,000	\$0	\$800	\$1,000
101 114 264	Schools	\$6,686	\$4,278	\$8,520	\$11,000	\$4,633	\$10,000	\$11,000
101 114 265	Conference & Meetings	\$974	\$1,035	\$643	\$1,500	\$110	\$1,500	\$1,500
101 114 268	Prevention	\$2,334	\$2,135	\$3,409	\$2,500	\$0	\$2,500	\$2,500
101 114 271	Telephone	\$3,284	\$2,383	\$2,567	\$3,750	\$1,341	\$3,000	\$3,000
101 114 272	Electricity	\$5,468	\$5,946	\$5,534	\$6,500	\$2,881	\$6,500	\$6,500
101 114 273	Fuel-Heating	\$5,254	\$3,484	\$5,605	\$7,000	\$5,416	\$7,000	\$7,000
101 114 274	Water Service	\$2,979	\$4,203	\$2,031	\$4,400	\$962	\$4,400	\$4,400
101 114 275	Sewer Service	\$238	\$268	\$310	\$300	\$240	\$340	\$370
101 114 276	Landfill	\$288	\$288	\$288	\$300	\$207	\$300	\$300
	<b>Subtotal Other Current Expenditures</b>	<b>\$137,554</b>	<b>\$194,405</b>	<b>\$141,484</b>	<b>\$177,095</b>	<b>\$74,265</b>	<b>\$161,285</b>	<b>\$174,065</b>
101 114 320	Buildings	\$0	\$0	\$0	\$0	\$0	\$0	\$0
101 114 321	North Fire Station	\$16,336	\$827	\$0	\$240,694	\$0	\$0	\$0
101 114 350	Equipment	\$137,708	\$414,225	\$17,876	\$449,000	\$226,067	\$443,700	\$1,158,000
101 114 310	Land	\$0	\$0	\$0	\$0	\$0	\$0	\$0
101 114 411	Interest Debt Service	\$95,890	\$93,370	\$90,710	\$100,232	\$43,740	\$90,232	\$90,232
101 114 422	Bond Issuance Cost	\$0	\$0	\$0	\$0	\$0	\$0	\$0
101 114 423	Bond Discounts	\$0	\$0	\$0	\$0	\$0	\$0	\$0
101 114 431	Other Debt Service	\$1,425	\$1,425	\$1,000	\$1,425	\$495	\$1,425	\$1,425
101 114 441	Principal	\$90,000	\$95,000	\$95,000	\$90,000	\$0	\$100,000	\$100,000
	<b>Subtotal Capital Expenditures</b>	<b>\$341,359</b>	<b>\$604,847</b>	<b>\$204,586</b>	<b>\$881,351</b>	<b>\$270,302</b>	<b>\$635,357</b>	<b>\$1,349,657</b>
	<b>Total Expenditures</b>	<b>\$640,031</b>	<b>\$967,351</b>	<b>\$518,262</b>	<b>\$1,241,486</b>	<b>\$428,474</b>	<b>\$978,018</b>	<b>\$1,713,678</b>

**CIVIL DEFENSE  
ACCOUNT #101-115**

**PURPOSE OF THIS DEPARTMENT:** Why does this department exist?

Civil Defense provides outdoor warning siren services for storms, fires, and other emergencies. This program also provides some emergency management, Haz-mat, and rescue functions.

**City of Yankton**  
**Adopted 2015 Budget**

Fund: **General**

Function: **Public Safety**

Activity: **Civil Defense**

ACCOUNT NO.	DESCRIPTION	2011 ACTUAL	2012 ACTUAL	2013 ACTUAL	2014 ADOPTED	2014 Y.T.D.	2014 ESTIMATED	2015 ADOPTED
101 115 221	Rep. & Maintenance-Equipment	\$164	\$822	\$0	\$1,000	\$1,844	\$3,500	\$1,000
101 115 224	Rep. & Maintenance-Central Garage	\$0	\$0	\$0	\$0	\$0	\$0	\$0
101 115 240	Chemicals & Gases	\$0	\$242	\$270	\$250	\$0	\$250	\$250
101 115 247	Small Tools & Hardware	\$0	\$0	\$0	\$0	\$0	\$0	\$0
101 115 271	Telephone	\$6	\$3	\$3	\$15	\$1	\$5	\$15
101 115 272	Electricity	\$699	\$684	\$705	\$725	\$380	\$725	\$725
101 115 273	Fuel-Generator	\$208	\$201	\$197	\$250	\$106	\$225	\$250
	Subtotal Other Current Expenditures	\$1,077	\$1,952	\$1,175	\$2,240	\$2,331	\$4,705	\$2,240
101 115 350	Equipment	\$1,588	\$10,960	\$0	\$0	\$0	\$0	\$0
	Subtotal Capital Expenditures	\$1,588	\$10,960	\$0	\$0	\$0	\$0	\$0
	Total Expenditures	\$2,665	\$12,912	\$1,175	\$2,240	\$2,331	\$4,705	\$2,240



**PUBLIC SERVICES - ENGINEERING**  
**ACCOUNT #101-122**

**PURPOSE OF THIS DEPARTMENT:** Why does this department exist?

To support community growth, take actions that sustain and improve the quality of life for this community through good planning, accurate design and quality construction. To assist others in providing and maintaining proper community facilities and infrastructure.

**DEPARTMENT PERSONNEL:** one Public Services Director/City Engineer; one Civil Engineer; two Senior Engineering Techs; one Secretary; one Executive Director of the Yankton Housing and Redevelopment Commission; (0.17) Office Specialist shared with JPA and Street Department.

**City of Yankton**  
**Adopted 2015 Budget**

Fund: **General**

Function: **Public Services**

Activity: **Engineering**

ACCOUNT NO.	DESCRIPTION	2011 ACTUAL	2012 ACTUAL	2013 ACTUAL	2014 ADOPTED	2014 Y.T.D.	2014 ESTIMATED	2015 ADOPTED
101 122 101	Regular Salaries & Wages	\$335,413	\$351,051	\$375,723	\$403,135	\$188,513	\$403,135	\$420,212
101 122 102	Temp. Salaries & Wages	\$15,481	\$17,674	\$4,565	\$15,000	\$0	\$15,000	\$15,000
101 122 103	Overtime Wages	\$62	\$783	\$1,099	\$4,000	\$970	\$4,000	\$4,000
101 122 111	OASI	\$25,713	\$27,248	\$28,758	\$32,293	\$14,324	\$32,293	\$33,600
101 122 121	Retirement	\$20,129	\$21,110	\$22,604	\$24,428	\$11,369	\$24,428	\$25,453
101 122 131	Worker's Compensation	\$5,205	\$5,170	\$5,161	\$5,251	(\$226)	\$5,251	\$5,514
101 122 132	Group Insurance	\$47,206	\$45,583	\$45,353	\$63,415	\$26,792	\$63,415	\$69,757
101 122 133	Unemployment Insurance	\$526	\$467	\$565	\$1,099	\$397	\$600	\$630
	<b>Subtotal Personnel Services</b>	<b>\$449,735</b>	<b>\$469,086</b>	<b>\$483,828</b>	<b>\$548,621</b>	<b>\$242,139</b>	<b>\$548,122</b>	<b>\$574,166</b>
101 122 201	Insurance	\$708	\$716	\$704	\$865	\$718	\$865	\$908
101 122 202	Professional Services	\$2,274	\$17,939	\$2,550	\$20,000	\$136	\$20,000	\$20,000
101 122 211	Publishing	\$1,113	\$1,673	\$3,892	\$3,000	\$795	\$3,000	\$3,000
101 122 221	Rep. & Maintenance-Equipment	\$299	\$26	\$165	\$1,000	\$0	\$1,000	\$1,000
101 122 222	Rep. & Maintenance-Vehicles	\$0	\$0	\$0	\$200	\$0	\$200	\$200
101 122 224	Rep. & Maintenance-Central Garage	\$13,612	\$4,545	\$3,471	\$10,400	\$1,117	\$5,000	\$5,000
101 122 231	Postage	\$3,885	\$3,660	\$2,860	\$4,000	\$1,533	\$4,000	\$4,000
101 122 232	Office Supplies	\$2,079	\$2,136	\$1,511	\$3,000	\$836	\$3,000	\$3,000
101 122 233	Printing & Binding	\$0	\$7	\$0	\$0	\$0	\$0	\$0
101 122 234	Copies	\$3,265	\$4,371	\$2,885	\$4,000	\$2,223	\$4,000	\$4,000
101 122 235	Subscriptions & Publications	\$122	\$373	\$130	\$500	\$130	\$500	\$500
101 122 244	Uniforms & Dry Goods	\$0	\$0	\$0	\$50	\$0	\$50	\$50
101 122 261	Membership Dues	\$735	\$829	\$529	\$1,000	\$540	\$1,000	\$1,000
101 122 262	Mileage	\$4,800	\$4,800	\$4,800	\$4,800	\$2,600	\$4,800	\$4,800
101 122 263	Travel Expense	\$0	\$170	\$0	\$750	\$0	\$750	\$750
101 122 265	Conference & Meetings	\$3,406	\$2,942	\$2,598	\$4,500	\$2,462	\$4,500	\$4,500
101 122 271	Telephone	\$5,283	\$3,322	\$3,212	\$6,000	\$1,602	\$3,500	\$3,500
	<b>Subtotal Other Current Expenditures</b>	<b>\$41,581</b>	<b>\$47,509</b>	<b>\$29,307</b>	<b>\$64,065</b>	<b>\$14,692</b>	<b>\$56,165</b>	<b>\$56,208</b>
101 122 350	Equipment	\$0	\$0	\$0	\$23,000	\$0	\$21,000	\$36,000
	<b>Subtotal Capital Expenditures</b>	<b>\$0</b>	<b>\$0</b>	<b>\$0</b>	<b>\$23,000</b>	<b>\$0</b>	<b>\$21,000</b>	<b>\$36,000</b>
	<b>Total Expenditures</b>	<b>\$491,316</b>	<b>\$516,595</b>	<b>\$513,135</b>	<b>\$635,686</b>	<b>\$256,831</b>	<b>\$625,287</b>	<b>\$666,374</b>

**STREET DEPARTMENT**  
**ACCOUNT #101-123**

**PURPOSE OF THIS DEPARTMENT:** Why does this department exist?

To optimize the use of available resources to construct and maintain surface transportation systems that support economic viability, promotes safe travel, and add aesthetically to the community.

**DEPARTMENT PERSONNEL:** One Public Works Manager, one assistant to the Public Works Manager, Lead Senior Equipment Operator, five Senior Equipment Operators, five Equipment Operators and (0.17) Office Specialist shared with JPA/Transfer Station and Public Works Administration.

**City of Yankton**  
**Adopted 2015 Budget**

Fund: **General**

Function: **Public Services**

Activity: **Street Division**

ACCOUNT NO.	DESCRIPTION	2011 ACTUAL	2012 ACTUAL	2013 ACTUAL	2014 ADOPTED	2014 Y.T.D.	2014 ESTIMATED	2015 ADOPTED
101 123 101	Regular Salaries & Wages	\$520,840	\$537,826	\$537,542	\$577,372	\$248,227	\$577,372	\$601,829
101 123 102	Temp. Salaries & Wages	\$5,472	\$4,940	\$3,979	\$12,000	\$7,398	\$12,000	\$12,000
101 123 103	Overtime Wages	\$6,418	\$4,356	\$9,206	\$6,000	\$2,913	\$6,000	\$6,000
101 123 111	OASI	\$39,709	\$40,708	\$39,502	\$45,546	\$19,311	\$45,546	\$47,417
101 123 121	Retirement	\$31,670	\$32,568	\$31,139	\$35,002	\$15,064	\$35,002	\$36,470
101 123 131	Worker's Compensation	\$21,338	\$21,553	\$21,321	\$26,359	(\$940)	\$26,359	\$27,677
101 123 132	Group Insurance	\$85,063	\$90,184	\$85,270	\$153,122	\$52,828	\$153,122	\$168,434
101 123 133	Unemployment Insurance	\$891	\$773	\$873	\$2,053	\$739	\$925	\$971
	<b>Subtotal Personnel Services</b>	<b>\$711,401</b>	<b>\$732,908</b>	<b>\$728,832</b>	<b>\$857,454</b>	<b>\$345,540</b>	<b>\$856,326</b>	<b>\$900,798</b>
101 123 201	Insurance	\$16,090	\$17,166	\$17,163	\$19,180	\$17,074	\$19,180	\$20,139
101 123 202	Professional Services	\$1,193	\$1,162	\$3,432	\$1,400	\$1,445	\$3,000	\$3,000
101 123 204	Contracted Services-Weeds & Lots	\$0	\$0	\$0	\$600	\$0	\$600	\$600
101 123 205	Special Rubbish Tipping Fee	\$218	\$62	\$218	\$100	\$300	\$300	\$100
101 123 221	Rep. & Maintenance-Equipment	\$9,380	\$6,579	\$4,805	\$6,600	\$2,136	\$6,600	\$6,600
101 123 223	Rep. & Maintenance-Buildings	\$935	\$246	\$0	\$1,000	\$24	\$1,000	\$1,000
101 123 224	Rep. & Maint. Central Garage	\$209,045	\$217,646	\$183,511	\$283,000	\$83,898	\$283,000	\$283,000
101 123 232	Office Supplies	\$392	\$391	\$355	\$300	\$29	\$300	\$300
101 123 233	Printing & Binding	\$254	\$484	\$501	\$500	\$436	\$500	\$500
101 123 234	Copies	\$0	\$0	\$79	\$0	\$1	\$75	\$0
101 123 236	Janitorial Supplies	\$287	\$616	\$510	\$600	\$88	\$600	\$600
101 123 239	Road Materials	\$197,387	\$191,550	\$113,141	\$210,000	\$59,330	\$225,000	\$225,000
101 123 240	Chemicals and Gases	\$848	\$355	\$267	\$500	\$136	\$500	\$500
101 123 241	Agricultural Supplies	\$11	\$0	\$0	\$0	\$0	\$0	\$0
101 123 243	Medical and Safety Supplies	\$528	\$507	\$832	\$750	\$436	\$750	\$750
101 123 244	Uniforms and Dry Goods	\$383	\$560	\$535	\$500	\$438	\$500	\$500
101 123 247	Small Tools and Hardware	\$1,108	\$861	\$809	\$1,000	\$413	\$1,000	\$1,000
101 123 264	Schools	\$208	\$35	\$167	\$300	\$0	\$500	\$800
101 123 271	Telephone	\$4,477	\$4,482	\$4,682	\$4,500	\$2,533	\$4,500	\$4,500
101 123 272	Electricity	\$16,283	\$5,287	\$5,901	\$2,500	\$578	\$2,500	\$2,500
101 123 285	Storm Water II Requirements	\$764	\$816	\$87	\$1,300	\$665	\$1,300	\$1,300
	<b>Subtotal Other Current Expenditures</b>	<b>\$459,791</b>	<b>\$448,805</b>	<b>\$336,995</b>	<b>\$534,630</b>	<b>\$169,960</b>	<b>\$551,705</b>	<b>\$552,689</b>
101 123 350	Equipment	\$294,100	\$151,904	\$249,875	\$235,000	\$0	\$220,301	\$225,000
101 123 411	Interest	\$0	\$0	\$0	\$0	\$0	\$0	\$0
	<b>Subtotal Capital Expenditures</b>	<b>\$294,100</b>	<b>\$151,904</b>	<b>\$249,875</b>	<b>\$235,000</b>	<b>\$0</b>	<b>\$220,301</b>	<b>\$225,000</b>
	<b>Total Expenditures</b>	<b>\$1,465,292</b>	<b>\$1,333,617</b>	<b>\$1,315,702</b>	<b>\$1,627,084</b>	<b>\$515,500</b>	<b>\$1,628,332</b>	<b>\$1,678,487</b>

## **SNOW REMOVAL ACCOUNT #101-124**

**PURPOSE OF THIS DEPARTMENT:** Why does this department exist?

Snow removal and sanding of icy streets.

**DEPARTMENT PERSONNEL:** City departmental personnel (primarily the Street Department) will provide snow removal. Overtime wages will be paid for all snow removal crews that work beyond their regular work hours.

**City of Yankton**  
**Adopted 2015 Budget**

Fund: **General**

Function: **Public Services**

Activity: **Snow & Ice Removal**

ACCOUNT NO.	DESCRIPTION	2011 ACTUAL	2012 ACTUAL	2013 ACTUAL	2014 ADOPTED	2014 Y.T.D.	2014 ESTIMATED	2015 ADOPTED
101 124 101	Regular Salaries & Wages	\$7,928	\$8,009	\$7,958	\$11,243	\$4,738	\$11,243	\$11,719
101 124 103	Overtime Wages	\$17,968	\$11,976	\$14,137	\$12,000	\$8,583	\$12,000	\$12,000
101 124 111	OASI	\$1,930	\$1,475	\$1,661	\$1,778	\$996	\$1,778	\$1,815
101 124 121	Retirement	\$1,554	\$1,199	\$1,326	\$1,395	\$800	\$1,395	\$1,423
101 124 132	Group Insurance	\$4,699	\$2,530	\$4,080	\$10,021	\$2,147	\$10,021	\$11,023
101 124 133	Unemployment Insurance	\$107	\$87	\$60	\$183	\$66	\$125	\$131
	<b>Subtotal Personnel Services</b>	<b>\$34,186</b>	<b>\$25,276</b>	<b>\$29,222</b>	<b>\$36,620</b>	<b>\$17,330</b>	<b>\$36,562</b>	<b>\$38,111</b>
101 124 201	Insurance	\$3,206	\$3,234	\$3,180	\$3,740	\$3,242	\$3,740	\$3,927
101 124 211	Publishing	\$126	\$46	\$46	\$1,500	\$0	\$100	\$100
101 124 221	Rep. & Maintenance-Equipment	\$152	\$2,598	\$334	\$4,500	\$20	\$4,500	\$4,500
101 124 223	Rep. & Maintenance-Buildings	\$0	\$0	\$0	\$500	\$0	\$500	\$500
101 124 224	Rep. & Maint.-Central Garage	\$27,951	\$14,811	\$10,244	\$35,000	\$4,625	\$25,000	\$35,000
101 124 240	Chemicals	\$36,709	\$27,855	\$44,054	\$65,000	\$19,610	\$65,000	\$65,000
	<b>Subtotal Other Current Expenditures</b>	<b>\$68,144</b>	<b>\$48,544</b>	<b>\$57,858</b>	<b>\$110,240</b>	<b>\$27,497</b>	<b>\$98,840</b>	<b>\$109,027</b>
101 124 350	Equipment	\$9,030	\$0	\$29,133	\$56,000	\$20,333	\$56,000	\$125,000
	<b>Subtotal Capital Expenditures</b>	<b>\$9,030</b>	<b>\$0</b>	<b>\$29,133</b>	<b>\$56,000</b>	<b>\$0</b>	<b>\$56,000</b>	<b>\$125,000</b>
	<b>Total Expenditures</b>	<b>\$111,360</b>	<b>\$73,820</b>	<b>\$116,213</b>	<b>\$202,860</b>	<b>\$44,827</b>	<b>\$191,402</b>	<b>\$272,138</b>

**CITY HALL**  
**ACCOUNT #101-125**

**PURPOSE OF THIS DEPARTMENT:** Why does this department exist?

To provide citizen and employee focused, high quality, well maintained facilities and services that support the cost effective use of the structures and grounds that fall under our supervision.

**DEPARTMENT PERSONNEL:** one Full-time Custodian and .6 Maintenance Technician whose duties are split among the City Hall, Library and Senior Citizen's Center.

**City of Yankton**  
Adopted 2015 Budget

Fund: **General**

Function: **Community Development**

Activity: **City Hall**

ACCOUNT NO.	DESCRIPTION	2011 ACTUAL	2012 ACTUAL	2013 ACTUAL	2014 ADOPTED	2014 Y.T.D.	2014 ESTIMATED	2015 ADOPTED
101 125 101	Regular Salaries & Wages	\$52,252	\$54,206	\$55,956	\$62,212	\$28,057	\$62,212	\$64,847
101 125 102	Temp. Salaries & Wages	\$1,295	\$0	\$0	\$500	\$0	\$500	\$500
101 125 103	Overtime Wages	\$0	\$0	\$0	\$500	\$0	\$500	\$500
101 125 111	OASI	\$4,042	\$4,072	\$4,209	\$4,797	\$2,114	\$4,797	\$4,999
101 125 121	Retirement	\$3,135	\$3,253	\$3,357	\$3,763	\$1,683	\$3,763	\$3,921
101 125 131	Worker's Compensation	\$1,402	\$1,392	\$1,395	\$1,685	(\$61)	\$1,685	\$1,769
101 125 132	Group Insurance	\$10,814	\$11,302	\$10,657	\$16,463	\$6,028	\$16,463	\$18,109
101 125 133	Unemployment Insurance	\$121	\$97	\$105	\$269	\$99	\$140	\$147
	Subtotal Personnel Services	\$73,061	\$74,322	\$75,679	\$90,189	\$37,920	\$90,060	\$94,792
101 125 201	Insurance	\$14,349	\$14,861	\$14,612	\$16,786	\$14,898	\$16,786	\$17,625
101 125 202	Professional Services	\$0	\$0	\$128	\$0	\$7	\$7	\$0
101 125 221	Rep. & Maintenance-Equipment	\$550	\$238	\$16	\$500	\$150	\$500	\$500
101 125 223	Rep. & Maintenance-Buildings	\$24,733	\$46,198	\$16,949	\$32,800	\$3,558	\$32,800	\$32,800
101 125 224	Rep. & Maint. Central Garage	\$240	\$4,053	\$2,855	\$2,000	\$328	\$2,000	\$2,000
101 125 236	Janitorial Supplies	\$2,542	\$3,615	\$3,148	\$3,000	\$1,929	\$3,000	\$3,000
101 125 247	Small Tools and Hardware	\$27	\$179	\$198	\$250	\$90	\$250	\$250
101 125 271	Telephone	\$0	\$0	\$0	\$300	\$0	\$300	\$300
101 125 272	Electricity	\$16,869	\$18,274	\$17,553	\$20,000	\$8,193	\$20,000	\$20,000
101 125 273	Fuel-Heating	\$9,228	\$6,429	\$9,273	\$17,000	\$8,426	\$12,000	\$17,000
101 125 274	Water Service	\$861	\$914	\$1,051	\$1,210	\$972	\$1,210	\$1,210
101 125 275	Sewer Service	\$493	\$548	\$641	\$800	\$645	\$800	\$800
101 125 276	Landfill	\$513	\$522	\$436	\$900	\$285	\$900	\$900
	Subtotal Other Current Expenditures	\$70,405	\$95,831	\$66,860	\$95,546	\$39,481	\$90,553	\$96,385
101 125 301	Capital Repairs and Maintenance	\$0	\$969	\$16,212	\$1,500	\$0	\$54,500	\$1,500
101 125 350	Equipment	\$0	\$0	\$2,478	\$59,000	\$37,530	\$49,700	\$11,000
	Subtotal Capital Expenditures	\$0	\$969	\$18,690	\$60,500	\$37,530	\$104,200	\$12,500
	Total Expenditures	\$143,466	\$171,122	\$161,229	\$246,235	\$114,931	\$284,813	\$203,677



## **TRAFFIC CONTROL ACCOUNT #101-126**

**PURPOSE OF THIS DEPARTMENT:** Why does this department exist?

This department provides street lighting and traffic control to streets, highways and school zones in the City of Yankton.

**DEPARTMENT PERSONNEL:** .5 Airport Signal and Maintenance Technician shared with the Airport.

**City of Yankton**  
**Adopted 2015 Budget**

<b>Fund: General</b>		<b>Function: Public Services</b>				<b>Activity: Traffic Control</b>		
<b>ACCOUNT NO.</b>	<b>DESCRIPTION</b>	<b>2011 ACTUAL</b>	<b>2012 ACTUAL</b>	<b>2013 ACTUAL</b>	<b>2014 ADOPTED</b>	<b>2014 Y.T.D.</b>	<b>2014 ESTIMATED</b>	<b>2015 ADOPTED</b>
101 126 101	Regular Salaries & Wages	\$19,015	\$20,303	\$20,962	\$25,876	\$6,908	\$25,876	\$26,972
101 126 103	Overtime Wages	\$433	\$573	\$798	\$1,000	\$140	\$1,000	\$1,000
101 126 111	OASI	\$1,420	\$1,523	\$1,596	\$2,056	\$523	\$2,056	\$2,140
101 126 121	Retirement	\$1,167	\$1,253	\$1,306	\$1,613	\$423	\$1,613	\$1,678
101 126 131	Worker's Compensation	\$702	\$698	\$699	\$842	(\$31)	\$842	\$884
101 126 132	Group Insurance	\$4,825	\$4,735	\$3,205	\$4,677	\$1,217	\$4,677	\$5,145
101 126 133	Unemployment Insurance	\$31	\$31	\$30	\$91	\$24	\$91	\$96
	<b>Subtotal Personnel Services</b>	<b>\$27,593</b>	<b>\$29,116</b>	<b>\$28,596</b>	<b>\$36,155</b>	<b>\$9,204</b>	<b>\$36,155</b>	<b>\$37,915</b>
101 126 201	Insurance	\$2,786	\$2,531	\$2,447	\$3,071	\$2,495	\$3,071	\$3,225
101 126 221	Rep. & Maintenance-Equipment	\$44,016	\$14,521	\$15,665	\$12,000	\$4,254	\$12,000	\$12,000
101 126 222	Rep. & Maintenance-Vehicles	\$130	\$245	\$0	\$400	\$0	\$400	\$400
101 126 224	Rep. & Maint.-Central Garage	\$3,119	\$5,534	\$1,877	\$5,000	\$333	\$5,000	\$5,000
101 126 247	Small Tools and Hardware	\$228	\$358	\$399	\$500	\$0	\$500	\$500
101 126 264	Schools	\$0	\$433	\$982	\$750	\$698	\$1,000	\$1,000
101 126 272	Electricity-Street Lights	\$214,048	\$237,752	\$236,497	\$245,000	\$54,034	\$245,000	\$245,000
	<b>Subtotal Other Current Expenditures</b>	<b>\$264,327</b>	<b>\$261,374</b>	<b>\$257,867</b>	<b>\$266,721</b>	<b>\$61,814</b>	<b>\$266,971</b>	<b>\$267,125</b>
101 126 350	Equipment	\$7,628	\$123,368	\$6,513	\$44,000	\$0	\$44,000	\$44,000
	<b>Subtotal Capital Expenditures</b>	<b>\$7,628</b>	<b>\$123,368</b>	<b>\$6,513</b>	<b>\$44,000</b>	<b>\$0</b>	<b>\$44,000</b>	<b>\$44,000</b>
	<b>Total Expenditures</b>	<b>\$299,548</b>	<b>\$413,858</b>	<b>\$292,976</b>	<b>\$346,876</b>	<b>\$71,018</b>	<b>\$347,126</b>	<b>\$349,040</b>

**AIRPORT**  
**ACCOUNT #101-127**

**PURPOSE OF THIS DEPARTMENT:** Why does this department exist?

The municipal airport function reflected by this budget is to accomplish:

- (A) The City's maintenance obligations for grounds, buildings, runway lighting, and snow removal;
- (B) Airport operations including fueling, de-icing, housing of transient aircraft, runway inspections, and other Fixed Base Operator (FBO) Airport Manager customer services.

**DEPARTMENT PERSONNEL:** .5 Airport Maintenance / Signal Technician shared with Traffic Control, and one Airport Supervisor.

**City of Yankton**  
**Adopted 2015 Budget**

Fund: **General**

Function: **Public Services**

Activity: **Chan Gurney Airport**

ACCOUNT NO.	DESCRIPTION	2011 ACTUAL	2012 ACTUAL	2013 ACTUAL	2014 ADOPTED	2014 Y.T.D.	2014 ESTIMATED	2015 ADOPTED
101 127 101	Regular Salaries & Wages	\$21,740	\$62,950	\$65,153	\$71,014	\$32,430	\$71,014	\$74,022
101 127 102	Temp. Salaries & Wages	\$12,232	\$16,623	\$14,333	\$21,500	\$3,651	\$21,500	\$21,500
101 127 103	Overtime Wages	\$1,417	\$1,252	\$1,413	\$1,000	\$522	\$1,000	\$1,000
101 127 111	OASI	\$2,630	\$6,097	\$6,090	\$7,154	\$2,788	\$7,154	\$7,384
101 127 121	Retirement	\$1,389	\$3,852	\$3,993	\$4,321	\$1,977	\$4,321	\$4,501
101 127 131	Worker's Compensation	\$893	\$886	\$887	\$1,433	(\$39)	\$1,433	\$1,505
101 127 132	Group Insurance	\$5,442	\$12,070	\$10,374	\$16,940	\$5,855	\$16,940	\$18,634
101 127 133	Unemployment Insurance	\$116	\$188	\$178	\$354	\$111	\$200	\$210
	<b>Subtotal Personnel Services</b>	<b>\$45,859</b>	<b>\$103,918</b>	<b>\$102,421</b>	<b>\$123,716</b>	<b>\$47,295</b>	<b>\$123,562</b>	<b>\$128,756</b>
101 127 201	Insurance	\$15,093	\$19,736	\$20,108	\$21,227	\$20,027	\$21,227	\$22,288
101 127 202	Professional Services-Manager/Other	\$9,410	\$1,246	\$2,526	\$12,000	\$1,520	\$12,000	\$12,000
101 127 203	Bank Card Discounts	\$0	\$11,258	\$9,587	\$12,000	\$4,114	\$12,000	\$12,000
101 127 211	Publishing/Advertising	\$0	\$547	\$92	\$0	\$0	\$0	\$0
101 127 221	Rep. & Maintenance-Equipment	\$28,449	\$11,295	\$17,056	\$20,000	\$602	\$20,000	\$20,000
101 127 222	Rep. & Maintenance-Vehicles	\$130	\$932	\$46	\$1,500	\$14	\$1,500	\$1,500
101 127 223	Rep. & Maintenance-Buildings	\$1,713	\$3,957	\$1,919	\$2,500	\$1,146	\$4,000	\$4,000
101 127 224	Rep. & Maint.-Central Garage	\$15,594	\$11,543	\$11,111	\$19,250	\$10,220	\$17,000	\$20,000
101 127 225	Rep. & Maint.-Runways & Aprons	\$487	\$1,122	\$30	\$1,000	\$897	\$1,000	\$1,000
101 127 231	Postage	\$0	\$0	\$0	\$0	\$0	\$0	\$100
101 127 231	Office Supplies	\$0	\$0	\$0	\$0	\$0	\$0	\$100
101 127 236	Janitorial Supplies	\$1,087	\$1,048	\$868	\$1,000	\$210	\$1,000	\$1,000
101 127 238	Garage Gasoline & Lubricants	\$0	\$361,586	\$237,725	\$375,000	\$86,368	\$300,000	\$300,000
101 127 241	Agricultural Supplies	\$608	\$1,311	\$3,285	\$2,000	\$374	\$2,000	\$3,500
101 127 244	Uniform & Dry Goods	\$0	\$0	\$0	\$0	\$0	\$0	\$500
101 127 247	Small Tools and Hardware	\$83	\$727	\$462	\$500	\$107	\$500	\$500
101 127 264	Schools	\$0	\$0	\$0	\$1,000	\$0	\$1,000	\$1,000
101 127 265	Conference & Meetings	\$135	\$1,684	\$336	\$2,000	\$327	\$2,000	\$2,000
101 127 271	Telephone	\$1,012	\$2,483	\$2,730	\$2,200	\$1,376	\$3,000	\$3,000
101 127 272	Electricity	\$11,112	\$10,892	\$12,550	\$14,000	\$7,174	\$14,000	\$14,000
101 127 273	Fuel-Heating	\$8,227	\$5,811	\$7,225	\$14,000	\$8,752	\$13,000	\$13,000
101 127 274	Water Service	\$1,002	\$1,639	\$1,016	\$1,402	\$994	\$1,402	\$1,402
101 127 275	Wastewater Service	\$659	\$1,551	\$656	\$750	\$687	\$750	\$750
101 127 276	Landfill	\$532	\$412	\$497	\$600	\$206	\$600	\$600
	<b>Subtotal Other Current Expenditures</b>	<b>\$95,333</b>	<b>\$450,780</b>	<b>\$329,825</b>	<b>\$503,929</b>	<b>\$145,115</b>	<b>\$427,979</b>	<b>\$434,240</b>
101 127 301	Capital Repairs and Maintenance	\$12,098	\$2,600	\$7,194	\$5,000	\$0	\$15,000	\$2,000
101 127 320	Buildings & Structures	\$4,750	\$44	\$142,500	\$34,145	\$0	\$34,145	\$34,145
101 127 350	Equipment	\$570	\$89,637	\$90,719	\$33,000	\$28,422	\$30,951	\$9,000
101 127 411	Interest	\$10,789	\$9,504	\$8,141	\$6,697	\$0	\$6,697	\$6,697
	<b>Subtotal Capital Expenditures</b>	<b>\$28,207</b>	<b>\$101,785</b>	<b>\$248,554</b>	<b>\$78,842</b>	<b>\$28,422</b>	<b>\$86,793</b>	<b>\$51,842</b>
	<b>Total Expenditures</b>	<b>\$169,399</b>	<b>\$656,483</b>	<b>\$680,800</b>	<b>\$706,487</b>	<b>\$220,832</b>	<b>\$638,334</b>	<b>\$614,838</b>

**OUTSIDE AGENCIES**  
**ACCOUNT #101-131**

**PURPOSE OF THIS DEPARTMENT:** Why does this department exist?

The City of Yankton provides annual funding for various non-profit agencies within the City. The City Commission asks agencies to follow the procedures enacted by the City Manager for all outside agencies. An application is to be completed for agencies previously funded, and then the application is reviewed by the City Commission and staff. Any additional new funding requests must be placed on a City Commission Agenda and presented before City Commission for decision.

**CONTRACTUAL SERVICES**  
**ACCOUNT #101-132**

**PURPOSE OF THIS DEPARTMENT:** Why does this department exist?

The City of Yankton provides annual funding for various non-profit agencies within the City.

**City of Yankton**  
**Adopted 2015 Budget**

Fund: **General**                                      Function: **Special Appropriations**                                      Activity: **Outside Agency Requests**

ACCOUNT NO.	DESCRIPTION	2011 ACTUAL	2012 ACTUAL	2013 ACTUAL	2014 ADOPTED	2014 Y.T.D.	2014 ESTIMATED	2015 ADOPTED
101 131 544	Homeless Shelter	\$0	\$0	\$0	\$0	\$0	\$0	\$5,000
101 131 545	Women's Shelter	\$2,250	\$2,250	\$2,250	\$2,250	\$2,250	\$2,250	\$2,250
101 131 546	Yankton Family Visitation Center	\$2,250	\$2,250	\$2,250	\$2,250	\$2,250	\$2,250	\$2,250
101 131 547	Yankton Baseball Association	\$3,600	\$3,600	\$3,600	\$3,600	\$3,600	\$3,600	\$3,600
101 131 548	Missouri Sedimentation Action Coalition	\$2,500	\$2,500	\$2,500	\$2,500	\$2,500	\$2,500	\$2,500
101 131 551	Yankton Historical Society	\$8,100	\$8,100	\$8,100	\$8,100	\$4,050	\$8,100	\$8,100
101 131 552	Lewis & Clark Mental Health Center	\$10,000	\$20,000	\$20,000	\$20,000	\$10,000	\$20,000	\$20,000
101 131 555	Advertising-4th of July	\$2,539	\$6,365	\$1,575	\$7,000	\$0	\$7,000	\$7,000
101 131 558	Cramer-Kenyon House	\$2,500	\$2,500	\$2,500	\$2,500	\$1,250	\$2,500	\$2,500
101 131 559	Summer Band	\$2,914	\$3,627	\$3,653	\$3,600	\$49	\$3,600	\$3,600
101 131 560	Yankton Area Arts Assoc.	\$5,000	\$5,000	\$5,000	\$5,000	\$2,500	\$5,000	\$5,000
101 131 563	Lewis & Clark Theatre Co.	\$2,500	\$2,500	\$2,500	\$2,500	\$1,250	\$2,500	\$2,500
101 131 564	Big Friend/Little Friend	\$4,500	\$4,500	\$4,500	\$4,500	\$2,250	\$4,500	\$4,500
101 131 565	Contact Center	\$10,000	\$10,000	\$10,000	\$10,000	\$10,000	\$10,000	\$10,000
101 131 566	Boys & Girls Club	\$2,000	\$2,000	\$4,500	\$4,500	\$4,500	\$4,500	\$4,500
101 131 567	Small Business Development Center	\$4,500	\$4,500	\$4,500	\$4,500	\$4,500	\$4,500	\$4,500
101 131 568	Yankton Transit	\$30,000	\$30,000	\$30,000	\$30,000	\$30,000	\$30,000	\$30,000
101 131 599	Special Projects	\$10,000	\$10,000	\$0	\$6,662	\$0	\$0	\$0
Subtotal Outside Agency Requests		\$105,153	\$119,692	\$107,428	\$119,462	\$80,949	\$112,800	\$117,800

Fund: **General**                                      Function: **Special Appropriations**                                      Activity: **Contractual Services**

ACCOUNT NO.	DESCRIPTION	2011 ACTUAL	2012 ACTUAL	2013 ACTUAL	2014 ADOPTED	2014 Y.T.D.	2014 ESTIMATED	2015 ADOPTED
101 132 551	Yankton Area Progressive Growth	\$155,827	\$155,827	\$155,827	\$155,827	\$77,914	\$155,827	\$155,827
101 132 554	Planning & Development District III	\$10,309	\$10,679	\$11,248	\$11,638	\$11,638	\$11,638	\$11,638
Subtotal Contractual Services		\$166,136	\$166,506	\$167,075	\$167,465	\$89,552	\$167,465	\$167,465
Total Expenditures		\$271,289	\$286,198	\$274,503	\$286,927	\$170,501	\$280,265	\$285,265

## **SENIOR CITIZEN'S CENTER**

### **ACCOUNT #101-141**

**PURPOSE OF THIS DEPARTMENT:** Why does this department exist?

The Senior Citizen's Center includes a membership of 713 and is an active organization that provides programs and services to the local senior population. The Senior Citizen's Center is a community focal point on aging where older persons, as individuals or in groups, come together for services and activities that enhance their dignity, support their independence, and encourage their involvement in and with the community. As part of a comprehensive community strategy to meet the needs of older persons, the Senior Citizens' Center programs take place within this facility. These programs consist of a variety of services and activities in such areas as education, creative arts, recreation, advocacy, leadership development, employment, health, social work and other supportive services. The Center also serves as a community resource for information on aging and for developing new approaches to aging programs.

The Senior Citizens Center was constructed in a joint effort between the City of Yankton and Yankton County in 1978, and all costs are shared 50/50. City staff provides assistance to the Senior Citizens Center staff in the repair and preventive maintenance of building and equipment.

**DEPARTMENT PERSONNEL:** .1 Maintenance Technician

**City of Yankton**  
**Adopted 2015 Budget**

Fund: **General**

Function: **Culture - Recreation**

Activity: **Senior Citizens Center**

ACCOUNT NO.	DESCRIPTION	2011 ACTUAL	2012 ACTUAL	2013 ACTUAL	2014 ADOPTED	2014 Y.T.D.	2014 ESTIMATED	2015 ADOPTED
101 141 101	Regular Salaries & Wages	\$3,786	\$3,927	\$4,054	\$4,314	\$2,033	\$4,314	\$4,497
101 141 103	Overtime Wages	\$0	\$0	\$0	\$500	\$0	\$500	\$500
101 141 111	OASI	\$289	\$297	\$307	\$368	\$154	\$368	\$382
101 141 121	Retirement	\$227	\$235	\$243	\$289	\$122	\$289	\$300
101 141 131	Worker's Compensation	\$0	\$0	\$0	\$7	\$0	\$7	\$7
101 141 132	Group Insurance	\$676	\$706	\$666	\$1,029	\$377	\$1,029	\$1,132
101 141 133	Unemployment Insurance	\$7	\$6	\$7	\$45	\$6	\$15	\$16
	<b>Subtotal Personnel Services</b>	<b>\$4,985</b>	<b>\$5,171</b>	<b>\$5,277</b>	<b>\$6,552</b>	<b>\$2,692</b>	<b>\$6,522</b>	<b>\$6,834</b>
101 141 201	Insurance	\$3,240	\$3,278	\$3,223	\$3,960	\$3,286	\$3,960	\$4,158
101 141 223	Repair & Maintenance-Buildings	\$3,973	\$8,839	\$3,967	\$4,500	\$2,249	\$4,500	\$4,500
101 141 236	Janitorial Supplies	\$1,843	\$2,171	\$1,881	\$2,200	\$1,108	\$2,200	\$2,200
101 141 272	Electricity	\$17,869	\$19,776	\$19,056	\$18,400	\$9,464	\$19,500	\$20,000
101 141 273	Fuel-Heating	\$4,505	\$3,059	\$4,294	\$7,000	\$4,530	\$7,000	\$7,000
101 141 274	Water Service	\$2,675	\$2,569	\$2,589	\$3,900	\$933	\$3,900	\$3,900
101 141 275	Sewer Service	\$1,248	\$1,303	\$1,372	\$1,340	\$607	\$1,400	\$1,400
101 141 276	Landfill	\$786	\$855	\$820	\$900	\$400	\$900	\$900
	<b>Subtotal Expenditures</b>	<b>\$36,139</b>	<b>\$41,850</b>	<b>\$37,202</b>	<b>\$42,200</b>	<b>\$22,577</b>	<b>\$43,360</b>	<b>\$44,058</b>
101 141 301	Capital Repairs and Maintenance	\$4,498	\$10,527	\$3,924	\$24,200	\$2,497	\$6,200	\$42,200
101 141 350	Equipment	\$960	\$0	\$0	\$1,000	\$0	\$3,296	\$1,000
101 141 431	Other Debt Service	\$36,900	\$36,900	\$36,041	\$36,900	\$0	\$0	\$0
	<b>Subtotal Capital Expenditures</b>	<b>\$42,358</b>	<b>\$47,427</b>	<b>\$39,965</b>	<b>\$62,100</b>	<b>\$2,497</b>	<b>\$9,496</b>	<b>\$43,200</b>
	<b>Total Expenditures</b>	<b>\$83,482</b>	<b>\$94,448</b>	<b>\$82,444</b>	<b>\$110,852</b>	<b>\$27,766</b>	<b>\$59,378</b>	<b>\$94,092</b>



**COMMUNITY LIBRARY**  
**ACCOUNT #101-142**

**PURPOSE OF THIS DEPARTMENT:** Why does this department exist?

The mission of the Yankton Community Library is to uphold the public's freedom of access to information by providing a dynamic collection in a variety of formats and technologies, and to respond to the needs of the community through timely services and programs.

**DEPARTMENT PERSONNEL:** one library Director, five full-time and six part-time staff members.

**City of Yankton**  
**Adopted 2015 Budget**

Fund: **General**

Function: **Culture - Recreation**

Activity: **Community Library**

ACCOUNT NO.	DESCRIPTION	2011 ACTUAL	2012 ACTUAL	2013 ACTUAL	2014 ADOPTED	2014 Y.T.D.	2014 ESTIMATED	2015 ADOPTED
101 142 101	Regular Salaries & Wages	\$279,562	\$295,373	\$304,210	\$317,410	\$147,862	\$317,410	\$330,855
101 142 102	Temp. Salaries & Wages	\$45,636	\$41,750	\$37,680	\$38,336	\$19,437	\$38,336	\$38,336
101 142 103	Overtime Wages	\$32	\$137	\$234	\$350	\$46	\$350	\$350
101 142 111	OASI	\$24,581	\$24,779	\$25,672	\$27,241	\$12,514	\$27,241	\$28,270
101 142 121	Retirement	\$16,776	\$17,292	\$18,266	\$19,066	\$8,863	\$19,066	\$19,872
101 142 131	Worker's Compensation	\$1,438	\$1,429	\$1,404	\$1,906	(\$64)	\$1,906	\$2,001
101 142 132	Group Insurance	\$56,095	\$56,258	\$55,279	\$68,071	\$30,071	\$68,081	\$74,889
101 142 133	Unemployment Insurance	\$880	\$830	\$737	\$1,549	\$574	\$910	\$956
	<b>Subtotal Personnel Services</b>	<b>\$425,000</b>	<b>\$437,848</b>	<b>\$443,482</b>	<b>\$473,929</b>	<b>\$219,303</b>	<b>\$473,300</b>	<b>\$495,529</b>
101 142 201	Insurance	\$7,798	\$7,889	\$7,757	\$8,295	\$7,909	\$8,295	\$8,710
101 142 202	Professional Services	\$25,266	\$26,467	\$32,814	\$31,000	\$16,525	\$31,000	\$105,500
101 142 211	Publishing	\$1,647	\$2,922	\$3,725	\$1,500	\$907	\$1,500	\$1,500
101 142 212	Rentals & Xerox Supplies	\$5,848	\$7,256	\$8,321	\$7,000	\$3,332	\$7,000	\$7,000
101 142 221	Rep. & Maintenance-Equipment	\$5,765	\$1,153	\$2,419	\$4,500	\$452	\$3,000	\$4,500
101 142 223	Rep. & Maintenance-Buildings	\$1,896	\$1,960	\$1,433	\$4,000	\$1,131	\$2,000	\$4,000
101 142 224	Rep. & Maintenance-Central Garage	\$0	\$0	\$0	\$0	\$0	\$0	\$0
101 142 231	Postage	\$4,632	\$3,697	\$4,364	\$4,000	\$1,634	\$4,000	\$4,000
101 142 232	Office Supplies	\$9,835	\$7,819	\$8,702	\$10,000	\$2,276	\$7,000	\$10,000
101 142 233	Printing & Binding	\$0	\$0	\$0	\$0	\$98	\$100	\$0
101 142 235	Subscriptions & Publications	\$6,646	\$7,787	\$7,141	\$8,000	\$4,630	\$7,900	\$8,000
101 142 236	Janitorial Supplies	\$1,491	\$2,124	\$2,107	\$2,500	\$871	\$2,200	\$2,500
101 142 242	Program Supplies	\$520	\$909	\$1,313	\$1,500	\$357	\$1,000	\$1,500
101 142 261	Membership Dues	\$517	\$505	\$715	\$750	\$453	\$800	\$750
101 142 263	Travel Expense	\$1,606	\$1,692	\$617	\$1,800	\$1,485	\$2,000	\$1,800
101 142 265	Conference & Meetings	\$540	\$1,328	\$1,382	\$2,000	\$425	\$2,000	\$2,000
101 142 271	Telephone	\$1,435	\$1,441	\$1,405	\$1,300	\$739	\$1,300	\$1,300
101 142 272	Electricity	\$16,523	\$17,655	\$16,122	\$18,000	\$8,265	\$17,000	\$18,000
101 142 273	Fuel-Heating	\$2,519	\$1,652	\$2,695	\$3,500	\$2,562	\$5,000	\$4,000
101 142 274	Water Service	\$1,971	\$2,357	\$1,846	\$2,900	\$808	\$2,900	\$2,900
101 142 275	Sewer Service	\$635	\$632	\$677	\$700	\$438	\$700	\$700
101 142 276	Landfill	\$416	\$408	\$408	\$450	\$208	\$450	\$450
	<b>Subtotal Other Current Expenditures</b>	<b>\$97,506</b>	<b>\$97,653</b>	<b>\$105,963</b>	<b>\$113,695</b>	<b>\$55,505</b>	<b>\$107,145</b>	<b>\$189,110</b>
101 142 320	Buildings	\$1,500	\$0	\$0	\$0	\$0	\$0	\$0
101 142 340	Books	\$47,411	\$48,623	\$49,673	\$51,000	\$16,345	\$51,000	\$52,000
101 142 342	A V Capital	\$8,590	\$8,888	\$10,784	\$11,000	\$3,089	\$11,000	\$13,000
101 142 350	Equipment	\$0	\$0	\$12,775	\$5,000	\$0	\$0	\$5,000
	<b>Subtotal Capital Expenditures</b>	<b>\$57,501</b>	<b>\$57,511</b>	<b>\$73,232</b>	<b>\$67,000</b>	<b>\$19,434</b>	<b>\$62,000</b>	<b>\$70,000</b>
	<b>Total Expenditures</b>	<b>\$580,007</b>	<b>\$593,012</b>	<b>\$622,677</b>	<b>\$654,624</b>	<b>\$294,242</b>	<b>\$642,445</b>	<b>\$754,639</b>

**OPERATING TRANSFERS**  
**ACCOUNT #101-182**

**PURPOSE OF THIS DEPARTMENT:** Why does this department exist?

The purpose of the operating transfer fund is to account for contributions/subsidies made by the General Fund to other departments.

**City of Yankton**  
**Adopted 2015 Budget**

Fund: **General**

Function: **Operating Transfers**

Activity: **Finance Office**

ACCOUNT NO.	DESCRIPTION	2011 ACTUAL	2012 ACTUAL	2013 ACTUAL	2014 ADOPTED	2014 Y.T.D.	2014 ESTIMATED	2015 ADOPTED
101 182 620	Parks & Recreation Fund	\$817,490	\$1,085,943	\$965,198	\$1,031,133	\$515,567	\$1,009,869	\$1,090,470
101 182 622	Memorial Park Pool	\$147,277	\$103,872	\$125,974	\$155,402	\$77,701	\$150,459	\$167,367
101 182 623	Marne Creek Fund	\$87,249	\$138,628	\$86,080	\$100,489	\$50,245	\$96,952	\$100,750
101 182 625	Recreation/SAC	\$147,765	\$219,318	\$174,053	\$284,650	\$142,325	\$242,018	\$239,110
101 182 627	911 Fund / Dispatch	\$426,530	\$423,923	\$419,742	\$561,310	\$280,655	\$585,302	\$611,298
101 182 652	Airport Capital	\$10,347	\$16,969	\$31,750	\$8,524	\$0	\$0	\$0
101 182 653	Park Capital	\$293,268	\$412,613	\$0	\$61,812	\$0	\$37,765	\$90,500
101 182 634	Transfer to Debt Service - Menards	\$192,398	(\$192,398)	\$0	\$0	\$0	\$0	\$0
101 182 637	Loan to TID #5 (Debt Service)	\$0	\$387,398	\$63,000	\$58,200	\$0	\$58,200	\$58,200
101 182 637	Loan to TID #5 (Sales Tax)	\$0	\$205,811	\$261,391	\$295,000	\$0	\$280,000	\$295,000
101 182 637	Loan to TID #5 (Road Projects)	\$0	\$0	\$0	\$0	\$0	\$0	\$2,400,000
101 182 661	Cemetery Fund	\$39,969	\$51,698	\$60,459	\$109,478	\$54,739	\$109,478	\$111,469
101 182 663	Transfer to Fox Run Golf	\$0	\$0	\$0	\$67,340	\$0	\$67,340	\$67,340
101 182 663	Loan to Fox Run Golf	\$0	\$0	\$176,502	\$0	\$0	\$50,000	\$50,000
	<b>Total Transfers</b>	<b>\$2,162,293</b>	<b>\$2,853,775</b>	<b>\$2,364,149</b>	<b>\$2,733,338</b>	<b>\$1,121,232</b>	<b>\$2,687,383</b>	<b>\$5,281,504</b>

## GENERAL FUND SUMMARY

**PURPOSE:** The following four pages are a summary of the Adopted General Fund Expenditures by department and by function. The functions are divided into our three spending groups:

**100 Series** - Personnel Services

**200 Series** - Other Current Expenditures

**300 Series** - Capital Expenditures

These pages are a management tool for comparative and analysis purposes.

**City of Yankton**  
**Adopted 2015 Budget**

Fund: **General**

Function: **Summary-Personnel Services**

ACCOUNT NO.	DESCRIPTION	2011 ACTUAL	2012 ACTUAL	2013 ACTUAL	2014 ADOPTED	2014 Y.T.D.	2014 ESTIMATED	2015 ADOPTED
	City Commission	\$34,442	\$54,240	\$55,739	\$57,747	\$25,652	\$57,747	\$59,190
	City Manager	\$234,594	\$196,445	\$230,277	\$277,929	\$116,097	\$271,942	\$289,122
	City Attorney	\$38,878	\$40,158	\$39,444	\$42,449	\$20,522	\$42,449	\$44,249
	Finance Office	\$455,018	\$477,791	\$477,081	\$530,623	\$239,918	\$530,623	\$557,235
	Information Services	\$78,703	\$134,701	\$137,883	\$163,538	\$69,991	\$156,244	\$163,618
	Community Development	\$226,534	\$273,163	\$277,490	\$314,020	\$140,141	\$314,020	\$329,633
	Police	\$1,793,388	\$1,803,386	\$1,859,749	\$2,109,968	\$860,243	\$2,109,968	\$2,212,377
	Animal Control	\$44,031	\$44,427	\$45,775	\$50,142	\$23,292	\$50,142	\$52,305
	Fire Department.	\$161,118	\$168,099	\$172,192	\$183,040	\$83,907	\$181,376	\$189,956
	Engineering	\$449,735	\$469,086	\$483,828	\$548,621	\$242,139	\$548,122	\$574,166
	Street Division	\$711,401	\$732,908	\$728,832	\$857,454	\$345,540	\$856,326	\$900,798
	Snow & Ice Removal	\$34,186	\$25,276	\$29,222	\$36,620	\$17,330	\$36,562	\$38,111
	City Hall	\$73,061	\$74,322	\$75,679	\$90,189	\$37,920	\$90,060	\$94,792
	Traffic Control	\$27,593	\$29,116	\$28,596	\$36,155	\$9,204	\$36,155	\$37,915
	Chan Gurney Airport	\$45,859	\$103,918	\$102,421	\$123,716	\$47,295	\$123,562	\$128,756
	Senior Citizens Center	\$4,985	\$5,171	\$5,277	\$6,552	\$2,692	\$6,522	\$6,834
	Community Library	\$425,000	\$437,848	\$443,482	\$473,929	\$219,303	\$473,300	\$495,529
	<b>Total Personnel Services</b>	<b>\$4,838,526</b>	<b>\$5,070,055</b>	<b>\$5,192,967</b>	<b>\$5,902,692</b>	<b>\$2,501,186</b>	<b>\$5,885,120</b>	<b>\$6,174,586</b>

**City of Yankton**  
**Adopted 2015 Budget**

Fund: **General**

Function: **Summary-Other Current Expenditures**

ACCOUNT NO.	DESCRIPTION	2011 ACTUAL	2012 ACTUAL	2013 ACTUAL	2014 ADOPTED	2014 Y.T.D.	2014 ESTIMATED	2015 ADOPTED
	City Commission	\$93,047	\$80,776	\$67,460	\$109,333	\$45,554	\$101,900	\$101,950
	City Manager	\$29,103	\$37,254	\$26,754	\$42,819	\$9,607	\$37,019	\$43,040
	City Attorney	\$16,023	\$216	\$2,135	\$10,000	\$939	\$7,300	\$10,000
	Finance Office	\$32,286	\$40,951	\$36,497	\$44,289	\$14,539	\$40,889	\$43,827
	Information Services	\$35,449	\$28,041	\$30,836	\$43,848	\$20,557	\$49,948	\$57,963
	Community Development	\$27,226	\$22,339	\$32,660	\$45,100	\$10,063	\$44,850	\$45,850
	Contingency	\$0	\$0	\$0	\$200,000	\$0	\$200,000	\$200,000
	Police	\$353,252	\$348,278	\$338,284	\$392,060	\$175,271	\$414,501	\$407,809
	Animal Control	\$5,170	\$5,870	\$5,752	\$7,818	\$2,404	\$6,618	\$17,249
	Fire Department.	\$137,554	\$194,405	\$141,484	\$177,095	\$74,265	\$161,285	\$174,065
	Civil Defense	\$1,077	\$1,952	\$1,175	\$2,240	\$2,331	\$4,705	\$2,240
	Engineering	\$41,581	\$47,509	\$29,307	\$64,065	\$14,692	\$56,165	\$56,208
	Street Division	\$459,791	\$448,805	\$336,995	\$534,630	\$169,960	\$551,705	\$552,689
	Snow & Ice Removal	\$68,144	\$48,544	\$57,858	\$110,240	\$27,497	\$98,840	\$109,027
	City Hall	\$70,405	\$95,831	\$66,860	\$95,546	\$39,481	\$90,553	\$96,385
	Traffic Control	\$264,327	\$261,374	\$257,867	\$266,721	\$61,814	\$266,971	\$267,125
	Chan Gurney Airport	\$95,333	\$450,780	\$329,825	\$503,929	\$145,115	\$427,979	\$434,240
	Special Appropriations	\$271,289	\$286,198	\$274,503	\$286,927	\$170,501	\$280,265	\$285,265
	Senior Citizens Center	\$36,139	\$41,850	\$37,202	\$42,200	\$22,577	\$43,360	\$44,058
	Community Library	\$97,506	\$97,653	\$105,963	\$113,695	\$55,505	\$107,145	\$189,110
	Operating Transfers	\$2,162,293	\$2,853,775	\$2,364,149	\$2,733,338	\$0	\$2,687,383	\$5,281,504
	<b>Total Other Current Expenditure</b>	<b>\$4,296,995</b>	<b>\$5,392,401</b>	<b>\$4,543,566</b>	<b>\$5,825,893</b>	<b>\$1,062,672</b>	<b>\$5,679,381</b>	<b>\$8,419,604</b>

**City of Yankton**  
**Adopted 2015 Budget**

Fund: **General**

Function: **Summary-Capital Expenditures**

ACCOUNT NO.	DESCRIPTION	2011 ACTUAL	2012 ACTUAL	2013 ACTUAL	2014 ADOPTED	2014 Y.T.D.	2014 ESTIMATED	2015 ADOPTED
	City Manager's Office	\$127	\$0	\$687	\$1,000	\$0	\$1,000	\$1,000
	Finance Office	\$0	\$0	\$1,070	\$1,000	\$0	\$1,000	\$1,000
	Information Services	\$68,535	\$37,015	\$25,980	\$111,500	\$2,585	\$111,500	\$31,000
	Community Development	\$0	\$870	\$21,206	\$31,000	\$0	\$1,000	\$30,000
	Police	\$105,998	\$129,599	\$189,575	\$301,200	\$2,880	\$301,200	\$136,500
	Animal Control	\$25,735	\$42	\$0	\$3,000	\$0	\$3,000	\$0
	Fire Department.	\$341,359	\$604,847	\$204,586	\$881,351	\$270,302	\$635,357	\$1,349,657
	Civil Defense	\$1,588	\$10,960	\$0	\$0	\$0	\$0	\$0
	Engineering	\$0	\$0	\$0	\$23,000	\$0	\$21,000	\$36,000
	Street Division	\$294,100	\$151,904	\$249,875	\$235,000	\$0	\$220,301	\$225,000
	Snow & Ice Removal	\$9,030	\$0	\$29,133	\$56,000	\$0	\$56,000	\$125,000
	City Hall	\$0	\$969	\$18,690	\$60,500	\$37,530	\$104,200	\$12,500
	Traffic Control	\$7,628	\$123,368	\$6,513	\$44,000	\$0	\$44,000	\$44,000
	Chan Gurney Airport	\$28,207	\$101,785	\$248,554	\$78,842	\$28,422	\$86,793	\$51,842
	Senior Citizens Center	\$42,358	\$47,427	\$39,965	\$62,100	\$2,497	\$9,496	\$43,200
	Community Library	\$57,501	\$57,511	\$73,232	\$67,000	\$19,434	\$62,000	\$70,000
	<b>Total Capital Expenditures</b>	<b>\$982,166</b>	<b>\$1,266,297</b>	<b>\$1,109,066</b>	<b>\$1,956,493</b>	<b>\$363,650</b>	<b>\$1,657,847</b>	<b>\$2,156,699</b>



**City of Yankton**  
**Adopted 2015 Budget**

Fund: **General**

Function: **Summary-Total Expenditures**

ACCOUNT NO.	DESCRIPTION	2011 ACTUAL	2012 ACTUAL	2013 ACTUAL	2014 ADOPTED	2014 Y.T.D.	2014 ESTIMATED	2015 ADOPTED
	City Commission	\$127,489	\$135,016	\$123,199	\$167,080	\$71,206	\$159,647	\$161,140
	City Manager	\$263,824	\$233,699	\$257,718	\$321,748	\$125,704	\$309,961	\$333,162
	City Attorney	\$54,901	\$40,374	\$41,579	\$52,449	\$21,461	\$49,749	\$54,249
	Finance Office	\$487,304	\$518,742	\$514,648	\$575,912	\$254,457	\$572,512	\$602,062
	Information Services	\$182,687	\$199,757	\$194,699	\$318,886	\$93,133	\$317,692	\$252,581
	Community Development	\$253,760	\$296,372	\$331,356	\$390,120	\$150,204	\$359,870	\$405,483
	Contingency	\$0	\$0	\$0	\$200,000	\$0	\$200,000	\$200,000
	Police	\$2,252,638	\$2,281,263	\$2,387,608	\$2,803,228	\$1,038,394	\$2,825,669	\$2,756,686
	Animal Control	\$74,936	\$50,339	\$51,527	\$60,960	\$25,696	\$59,760	\$69,554
	Fire Department.	\$640,031	\$967,351	\$518,262	\$1,241,486	\$428,474	\$978,018	\$1,713,678
	Civil Defense	\$2,665	\$12,912	\$1,175	\$2,240	\$2,331	\$4,705	\$2,240
	Engineering	\$491,316	\$516,595	\$513,135	\$635,686	\$256,831	\$625,287	\$666,374
	Street Division	\$1,465,292	\$1,333,617	\$1,315,702	\$1,627,084	\$515,500	\$1,628,332	\$1,678,487
	Snow & Ice Removal	\$111,360	\$73,820	\$116,213	\$202,860	\$44,827	\$191,402	\$272,138
	City Hall	\$143,466	\$171,122	\$161,229	\$246,235	\$114,931	\$284,813	\$203,677
	Traffic Control	\$299,548	\$413,858	\$292,976	\$346,876	\$71,018	\$347,126	\$349,040
	Chan Gurney Airport	\$169,399	\$656,483	\$680,800	\$706,487	\$220,832	\$638,334	\$614,838
	Special Appropriations	\$271,289	\$286,198	\$274,503	\$286,927	\$170,501	\$280,265	\$285,265
	Senior Citizens Center	\$83,482	\$94,448	\$82,444	\$110,852	\$27,766	\$59,378	\$94,092
	Community Library	\$580,007	\$593,012	\$622,677	\$654,624	\$294,242	\$642,445	\$754,639
	Operating Transfers	\$2,162,293	\$2,853,775	\$2,364,149	\$2,733,338	\$1,121,232	\$2,687,383	\$5,281,504
	<b>Total Expenditures</b>	<b>\$10,117,687</b>	<b>\$11,728,753</b>	<b>\$10,845,599</b>	<b>\$13,685,078</b>	<b>\$5,048,740</b>	<b>\$13,222,348</b>	<b>\$16,750,889</b>

## **PARKS AND RECREATION ACCOUNT #201**

**PURPOSE OF THIS DEPARTMENT:** Why does this department exist?

The mission of the Yankton Parks Department is to enhance the quality of life for the citizens of Yankton and the surrounding area by providing diverse parks, facilities, and urban forestry to serve a population with varied characteristics, interests, and needs. Dedication toward preservation of natural resources will ensure the opportunity for high-quality leisure experiences for present and future generations.

**DEPARTMENT PERSONNEL:** one Director of Parks and Recreation, one Parks Superintendent, one Senior Grounds Maintenance Worker, four Grounds Maintenance Workers, one Urban Forestry Specialist, one Secretary and twelve Seasonal Employees.

**City of Yankton**  
Adopted 2015 Budget

Fund: Parks & Recreation

Function: Culture-Recreation

Activity: Parks & Recreation

ACCOUNT NO.	DESCRIPTION	2011 ACTUAL	2012 ACTUAL	2013 ACTUAL	2014 ADOPTED	2014 Y.T.D.	2014 ESTIMATED	2015 ADOPTED
201 201 101	Regular Salaries & Wages	\$349,549	\$361,884	\$370,765	\$400,776	\$183,732	\$400,776	\$417,753
201 201 102	Temp. Salaries & Wages	\$48,125	\$50,062	\$50,858	\$50,000	\$22,803	\$50,000	\$51,000
201 201 103	Overtime Wages	\$4,919	\$6,299	\$9,188	\$6,000	\$5,007	\$6,000	\$7,000
201 201 111	OASI	\$30,306	\$31,188	\$32,091	\$34,943	\$15,705	\$34,943	\$36,395
201 201 121	Retirement	\$21,300	\$22,124	\$22,828	\$24,407	\$11,324	\$24,407	\$25,485
201 201 131	Worker's Compensation	\$8,976	\$8,916	\$8,925	\$10,523	(\$390)	\$10,523	\$11,049
201 201 132	Group Insurance	\$62,994	\$65,385	\$62,092	\$80,520	\$34,770	\$80,520	\$88,572
201 201 133	Unemployment Insurance	\$901	\$761	\$801	\$1,831	\$602	\$925	\$971
	<b>Subtotal Personnel Services</b>	<b>\$527,070</b>	<b>\$546,619</b>	<b>\$557,548</b>	<b>\$609,000</b>	<b>\$273,553</b>	<b>\$608,094</b>	<b>\$638,225</b>
201 201 201	Insurance	\$13,264	\$13,157	\$12,930	\$15,888	\$13,156	\$13,500	\$14,175
201 201 202	Professional Services	\$8,911	\$30,024	\$42,441	\$13,000	\$240	\$13,000	\$13,000
201 201 204	Contracted Serv.-Operations	\$360	\$4,878	\$1,562	\$4,000	\$5,684	\$6,000	\$4,000
201 201 211	Publishing	\$1,152	\$3,608	\$2,103	\$4,000	\$1,046	\$4,000	\$4,000
201 201 221	Rep. & Maintenance-Equipment	\$14,458	\$16,102	\$12,149	\$12,000	\$8,428	\$13,000	\$14,000
201 201 222	Rep. & Maint.-Vehicles	\$2,991	\$3,722	\$5,366	\$2,500	\$1,607	\$2,500	\$2,500
201 201 223	Rep. & Maintenance-Buildings	\$35,682	\$35,346	\$35,787	\$35,000	\$21,191	\$36,000	\$37,000
201 201 224	Rep. & Maint. Central Garage	\$45,528	\$58,267	\$59,295	\$49,000	\$9,085	\$60,000	\$61,000
201 201 231	Postage	\$244	\$141	\$130	\$500	\$85	\$200	\$200
201 201 232	Office Supplies	\$978	\$653	\$2,005	\$1,100	\$525	\$1,100	\$1,200
201 201 233	Printing & Binding	\$0	\$86	\$0	\$0	\$0	\$0	\$0
201 201 234	Copies	\$30	\$8	\$271	\$300	\$40	\$300	\$300
201 201 235	Subscriptions & Publications	\$0	\$20	\$0	\$0	\$0	\$0	\$0
201 201 236	Janitorial Supplies	\$6,459	\$5,149	\$5,710	\$7,000	\$3,153	\$7,000	\$7,000
201 201 240	Chemicals and Gases	\$11,018	\$15,779	\$14,406	\$11,000	\$7,456	\$14,000	\$14,500
201 201 241	Agricultural Supplies	\$18,897	\$18,645	\$19,917	\$23,000	\$18,058	\$23,000	\$23,000
201 201 242	Recreation Supplies-Operations	\$2,493	\$8,416	\$1,452	\$3,600	\$125	\$3,600	\$3,600
201 201 243	Medical and Safety Supplies	\$573	\$485	\$3	\$600	\$257	\$600	\$600
201 201 244	Uniforms and Dry Goods	\$879	\$1,088	\$1,439	\$1,200	\$134	\$1,200	\$1,250
201 201 247	Small Tools and Hardware	\$1,540	\$1,651	\$924	\$1,800	\$169	\$1,800	\$1,800
201 201 261	Membership Dues	\$195	\$354	\$897	\$550	\$505	\$900	\$950
201 201 263	Travel Expense	\$1,798	\$1,054	\$2,033	\$3,200	\$1,377	\$3,200	\$3,200
201 201 264	Schools	\$0	\$50	\$0	\$1,100	\$0	\$1,100	\$1,100
201 201 265	Conferences & Meetings	\$2,399	\$1,308	\$1,093	\$2,800	\$267	\$2,800	\$2,800
201 201 271	Telephone	\$3,729	\$4,593	\$5,925	\$4,800	\$3,233	\$6,000	\$6,100
201 201 272	Electricity	\$28,571	\$33,601	\$34,428	\$32,000	\$15,723	\$34,000	\$34,000
201 201 273	Fuel-Heating	\$5,095	\$3,501	\$5,799	\$5,200	\$5,900	\$7,000	\$7,000
201 201 274	Water Service	\$62,801	\$136,911	\$70,264	\$91,100	\$10,334	\$91,100	\$92,000
201 201 275	Sewer Service	\$3,711	\$4,823	\$3,731	\$5,000	\$1,234	\$5,000	\$5,000
201 201 276	Landfill	\$2,014	\$2,280	\$2,158	\$2,500	\$722	\$2,500	\$2,500
201 201 278	Yard Waste	\$0	\$574	\$0	\$0	\$0	\$0	\$0
	<b>Subtotal Other Current Expenditures</b>	<b>\$275,770</b>	<b>\$406,274</b>	<b>\$344,218</b>	<b>\$333,738</b>	<b>\$129,734</b>	<b>\$354,400</b>	<b>\$357,775</b>
201 201 301	Capital Repair & Maintenance	\$2,581	\$800	\$0	\$5,000	\$0	\$5,000	\$7,000
201 201 350	Equipment	\$43,437	\$145,840	\$95,999	\$96,000	\$16,118	\$94,000	\$99,000
	<b>Subtotal Capital Expenditures</b>	<b>\$46,018</b>	<b>\$146,640</b>	<b>\$95,999</b>	<b>\$101,000</b>	<b>\$16,118</b>	<b>\$99,000</b>	<b>\$106,000</b>
	<b>Total Expenditures</b>	<b>\$848,858</b>	<b>\$1,099,533</b>	<b>\$997,765</b>	<b>\$1,043,738</b>	<b>\$419,405</b>	<b>\$1,061,494</b>	<b>\$1,102,000</b>

**City of Yankton**  
**Adopted 2015 Budget**

Fund: **Parks & Recreation**                      Function: **Culture-Recreation**                      Activity: **Parks & Recreation**

ACCOUNT NO.	DESCRIPTION	2011 ACTUAL	2012 ACTUAL	2013 ACTUAL	2014 ADOPTED	2014 Y.T.D.	2014 ESTIMATED	2015 ADOPTED
	Prior Year Balance	\$7,914	\$8,001	\$59,184	\$0	\$39,680	\$39,680	\$0
201 3349	LWCF Grant	\$0	\$40,000	\$0	\$0	\$0	\$0	\$0
201 3356	Parnters In Community Grant	\$0	\$500	\$0	\$0	\$0	\$0	\$0
201 3488	Concessions	\$0	\$2,948	\$3,926	\$3,000	\$900	\$3,000	\$3,000
201 3489	Other-Park Revenue	\$455	\$1	\$1	\$100	\$20	\$25	\$25
201 3491	Other-Non Taxable	\$397	\$2,151	\$297	\$5	\$2	\$5	\$5
	<b>Subtotal Park Revenue</b>	<b>\$852</b>	<b>\$45,600</b>	<b>\$4,224</b>	<b>\$3,105</b>	<b>\$922</b>	<b>\$3,030</b>	<b>\$3,030</b>
201 3610	Interest	\$1,860	\$639	\$614	\$500	\$201	\$500	\$500
201 3612	Sale of Fixed Assests	\$138	\$0	\$0	\$0	\$0	\$0	\$0
201 3615	Misc Reimbursement	\$519	\$106	\$991	\$0	\$0	\$0	\$0
201 3620	Rentals-Park (Picnic Shelters & Court Spaces)	\$9,712	\$9,074	\$7,127	\$9,000	\$5,005	\$8,000	\$8,000
201 3640	Compen. for Loss & Damage	\$18,374	\$9,054	\$107	\$0	\$0	\$0	\$0
201 3660	Donations	\$0	\$300	\$0	\$0	\$415	\$415	\$0
	<b>Subtotal Misc. Revenue</b>	<b>\$30,603</b>	<b>\$19,173</b>	<b>\$8,839</b>	<b>\$9,500</b>	<b>\$5,621</b>	<b>\$8,915</b>	<b>\$8,500</b>
201 3910	Transfer from General Fund	\$817,490	\$1,085,943	\$965,198	\$1,031,133	\$515,567	\$1,009,869	\$1,090,470
	<b>Subtotal Transfer Revenue</b>	<b>\$817,490</b>	<b>\$1,085,943</b>	<b>\$965,198</b>	<b>\$1,031,133</b>	<b>\$515,567</b>	<b>\$1,009,869</b>	<b>\$1,090,470</b>
	<b>Total Funds Available</b>	<b>\$856,859</b>	<b>\$1,158,717</b>	<b>\$1,037,445</b>	<b>\$1,043,738</b>	<b>\$561,790</b>	<b>\$1,061,494</b>	<b>\$1,102,000</b>
	<b>Total Expenditures</b>	<b>\$848,858</b>	<b>\$1,099,533</b>	<b>\$997,765</b>	<b>\$1,043,738</b>	<b>\$419,405</b>	<b>\$1,061,494</b>	<b>\$1,102,000</b>
	<b>Ending Balance</b>	<b>\$8,001</b>	<b>\$59,184</b>	<b>\$39,680</b>	<b>\$0</b>	<b>\$142,385</b>	<b>\$0</b>	<b>\$0</b>

**PARKS AND RECREATION  
ACCOUNT #202**

**PURPOSE OF THIS DEPARTMENT:** Why does this department exist?

The mission of the Memorial Pool is to enhance the quality of life for the citizens of Yankton and the surrounding area by providing a diverse aquatic facility to serve a population with varied characteristics, interests, and needs.

**City of Yankton  
Adopted 2015 Budget**

Fund: **Memorial Park Pool**

Function: **Culture-Recreation**

Activity: **Memorial Pool**

ACCOUNT NO.	DESCRIPTION	2011 ACTUAL	2012 ACTUAL	2013 ACTUAL	2014 ADOPTED	2014 Y.T.D.	2014 ESTIMATED	2015 ADOPTED
202 202 102	Temporary Wages	\$59,946	\$61,866	\$52,094	\$62,500	\$20,858	\$62,500	\$62,500
202 202 111	OASI	\$4,586	\$4,733	\$3,985	\$4,781	\$1,596	\$4,781	\$4,781
202 202 133	Unemployment Insurance	\$390	\$309	\$261	\$631	\$104	\$410	\$431
	Subtotal Personnel Services	\$64,922	\$66,908	\$56,340	\$67,912	\$22,558	\$67,691	\$67,712
202 202 201	Insurance	\$171	\$173	\$170	\$200	\$173	\$200	\$200
202 202 202	Professional Services	\$132	\$0	\$38	\$1,200	\$34	\$1,200	\$1,200
202 202 204	Centennial Project	\$0	(\$2,897)	\$0	\$0	\$0	\$0	\$0
202 202 211	Advertising	\$743	\$525	\$795	\$1,000	\$514	\$1,000	\$1,000
202 202 221	Rep. & Maint. - Equipment	\$6,808	\$255	\$674	\$6,000	\$0	\$6,000	\$6,000
202 202 223	Rep. & Maint. - Buildings	\$33,213	\$10,441	\$16,642	\$35,000	\$29,005	\$35,000	\$35,000
202 202 231	Postage	\$0	\$0	\$3	\$5	\$0	\$5	\$5
202 202 232	Office Supplies	\$168	\$0	\$90	\$100	\$0	\$100	\$100
202 202 236	Janitorial Supplies	\$218	\$99	\$0	\$200	\$97	\$200	\$200
202 202 240	Chemicals	\$23,695	\$34,732	\$29,169	\$32,000	\$11,123	\$32,000	\$32,000
202 202 242	Recreation Supplies	\$1,008	\$280	\$2,021	\$1,300	\$339	\$1,300	\$1,300
202 202 244	Uniforms & Dry Goods	\$2,313	\$2,356	\$2,788	\$2,900	\$2,528	\$2,900	\$3,000
202 202 247	Small Tools & Hardware	\$96	\$0	\$0	\$200	\$0	\$0	\$0
202 202 271	Telephone	\$629	\$634	\$622	\$700	\$318	\$700	\$700
202 202 272	Electricity	\$6,750	\$8,412	\$7,410	\$8,000	\$1,311	\$8,000	\$8,100
202 202 273	Fuel-Heating	\$6,089	\$3,689	\$6,683	\$6,000	\$2,092	\$6,000	\$6,500
202 202 274	Water Service	\$13,157	\$14,327	\$13,683	\$20,775	\$8,207	\$20,775	\$21,000
202 202 275	Sewer Service	\$11,396	\$12,786	\$13,991	\$13,500	\$7,207	\$14,000	\$14,500
202 202 701	Cash Short	\$106	\$3	\$3	\$0	\$0	\$0	\$0
202 202 728	Concessions Stand Operations	\$8,513	\$8,147	\$6,256	\$9,500	\$3,600	\$9,000	\$9,000
	Total Operating Expenses	\$115,205	\$93,962	\$101,038	\$138,580	\$66,548	\$138,380	\$139,805
202 202 350	Equipment	\$15,265	\$3,814	\$7,550	\$15,000	\$0	\$6,000	\$12,000
	Total Capital Outlay	\$15,265	\$3,814	\$7,550	\$15,000	\$0	\$6,000	\$12,000
	Total Expenditures	\$195,392	\$164,684	\$164,928	\$221,492	\$89,106	\$212,071	\$219,517

Fund: **Memorial Park Pool**

Function: **Culture-Recreation**

Activity: **Memorial Pool**

ACCOUNT NO.	DESCRIPTION	2011 ACTUAL	2012 ACTUAL	2013 ACTUAL	2014 ADOPTED	2014 Y.T.D.	2014 ESTIMATED	2015 ADOPTED
	Prior Year Balance	\$10,000	\$10,212	\$10,000	\$0	\$9,463	\$9,463	\$0
202 3471	Red Cross Lessons	\$0	\$8,921	\$0	\$10,000	\$0	\$10,000	\$10,000
202 3472	Pool Receipts	\$20,835	\$17,780	\$11,230	\$20,000	\$4,790	\$12,000	\$12,000
202 3491	Other Non-Taxable	\$0	(\$1)	\$1	\$0	\$0	\$0	\$0
202 3610	Interest	\$346	\$159	\$166	\$90	\$75	\$150	\$150
202 3615	Miscellaneous Reimbursements	\$173	\$0	\$0	\$0	\$0	\$0	\$0
202 3701	Cash Long	\$175	\$11	\$72	\$0	\$0	\$0	\$0
202 3728	Miscellaneous Concessions	\$15,578	\$14,262	\$9,909	\$16,000	\$3,762	\$13,000	\$13,000
202 3755	Joint Pool Pass	\$11,220	\$19,468	\$17,039	\$20,000	\$8,159	\$17,000	\$17,000
202 3910	Transfer From General Fund	\$147,277	\$103,872	\$125,974	\$155,402	\$77,701	\$150,459	\$167,367
	Total Funds Available	\$205,604	\$174,684	\$174,391	\$221,492	\$103,950	\$212,071	\$219,517
	Total Expenditures	\$195,392	\$164,684	\$164,928	\$221,492	\$89,106	\$212,071	\$219,517
	Ending Balance	\$10,212	\$10,000	\$9,463	\$0	\$14,844	\$0	\$0

# **SUMMIT ACTIVITIES CENTER**

## **ACCOUNT #203**

**PURPOSE OF THIS DEPARTMENT:** Why does this department exist?

The Summit Activities Center mission is to enhance the quality of life for the citizens of Yankton and the surrounding area by providing a facility for recreational, cultural, educational, social, and health enhancement programs to serve a population with varied characteristics, interests, and needs. The SAC/Yankton High School also provides a community center offering rental facilities such as theatres, meeting rooms, gyms, commons, and aquatic areas.

**DEPARTMENT PERSONNEL:** one Superintendent of Recreation / Facilities Manager, one Recreation Coordinator, one Office Specialist, one full-time receptionist and approximately two hundred Seasonal Employees.

**City of Yankton**  
Adopted 2015 Budget

Fund: Parks & Recreation		Function: Culture-Recreation				Activity: Summit Activities Center		
ACCOUNT NO.	DESCRIPTION	2011 ACTUAL	2012 ACTUAL	2013 ACTUAL	2014 ADOPTED	2014 Y.T.D.	2014 ESTIMATED	2015 ADOPTED
203 203 101	Regular Salaries & Wages	\$137,810	\$138,835	\$148,340	\$149,166	\$69,716	\$149,166	\$155,485
203 203 102	Temp. Salaries & Wages	\$153,170	\$150,550	\$149,008	\$159,000	\$72,976	\$152,000	\$152,000
203 203 103	Overtime Wages	\$675	\$1,066	\$702	\$1,500	\$551	\$1,500	\$1,500
203 203 111	OASI	\$21,990	\$21,940	\$22,149	\$23,689	\$10,574	\$23,154	\$23,637
203 203 121	Retirement	\$8,184	\$8,311	\$8,942	\$9,040	\$4,216	\$9,040	\$9,419
203 203 131	Worker's Compensation	\$7,286	\$7,246	\$7,240	\$7,875	(\$317)	\$7,875	\$8,269
203 203 132	Group Insurance	\$29,395	\$29,749	\$29,891	\$36,300	\$16,732	\$36,300	\$39,930
203 203 133	Unemployment Insurance	\$1,233	\$1,061	\$1,041	\$2,039	\$636	\$1,240	\$1,302
	<b>Subtotal Personnel Services</b>	<b>\$359,743</b>	<b>\$358,758</b>	<b>\$367,313</b>	<b>\$388,609</b>	<b>\$175,084</b>	<b>\$380,275</b>	<b>\$391,542</b>
203 203 201	Insurance	\$470	\$720	\$707	\$1,044	\$722	\$750	\$788
203 203 202	Professional Services	\$59,137	\$53,132	\$47,628	\$60,000	\$26,556	\$60,000	\$60,000
203 203 203	Bank Card Discounts	\$2,028	\$2,211	\$2,668	\$2,500	\$1,255	\$3,000	\$3,000
203 203 204	Contracted Serv.-Operations	\$5,693	\$26,664	\$23,468	\$27,000	\$14,978	\$27,000	\$27,000
203 203 206	Cost of Service Provided - (school)	\$116,277	\$132,398	\$138,357	\$135,000	\$33,572	\$135,000	\$135,000
203 203 211	Publishing & Advertising	\$5,755	\$7,747	\$9,415	\$8,000	\$7,354	\$8,000	\$8,500
203 203 213	Contracted Services(Ice Arena)	\$22,003	\$16,067	\$8,172	\$17,000	\$2,487	\$9,000	\$9,000
203 203 221	Rep. & Maintenance-Equipment	\$392	\$416	\$462	\$8,000	\$710	\$2,000	\$2,000
203 203 223	Rep. & Maintenance-Buildings	\$489	\$1,142	\$1,961	\$5,000	\$2,265	\$2,000	\$2,000
203 203 224	Rep. & Maint. Central Garage	\$256	\$730	\$0	\$1,200	\$93	\$1,200	\$1,200
203 203 231	Postage	\$1,393	\$998	\$1,624	\$1,700	\$658	\$1,700	\$1,800
203 203 232	Office Supplies	\$1,474	\$5,109	\$3,487	\$3,500	\$1,230	\$3,500	\$3,500
203 203 233	Printing & Binding	\$3,112	\$3,690	\$0	\$4,000	\$6,659	\$4,000	\$4,100
203 203 234	Copies	\$1,030	\$1,046	\$1,171	\$1,500	\$302	\$1,500	\$1,500
203 203 235	Subscriptions & Publications	\$137	\$372	\$586	\$500	\$139	\$600	\$600
203 203 236	Janitorial Supplies	\$8,301	\$8,247	\$8,710	\$10,000	\$4,339	\$9,000	\$9,000
203 203 240	Chemicals and Gases	\$5,457	\$5,098	\$8,746	\$8,000	\$5,987	\$9,000	\$9,500
203 203 241	Agricultural Supplies	\$374	\$0	\$0	\$0	\$0	\$0	\$0
203 203 242	Recreation Supplies-Operations	\$7,349	\$7,798	\$9,219	\$8,000	\$9,731	\$9,000	\$9,500
203 203 243	Medical and Safety Supplies	\$553	\$90	\$896	\$800	\$435	\$900	\$1,000
203 203 244	Uniforms and Dry Goods	\$1,867	\$1,204	\$1,868	\$2,300	\$516	\$2,300	\$2,300
203 203 247	Small Tools and Hardware	\$8	\$4	\$62	\$100	\$50	\$100	\$100
203 203 250	Rec. Supplies-Arts Program	\$0	\$0	\$0	\$0	\$0	\$100	\$0
203 203 261	Membership Dues	\$222	\$100	\$695	\$400	\$45	\$700	\$800
203 203 263	Travel Expense	\$385	\$0	\$762	\$1,100	\$0	\$1,100	\$1,100
203 203 264	Schools	\$186	\$129	\$0	\$1,100	\$0	\$600	\$1,100
203 203 265	Conferences & Meetings	\$2,132	\$1,821	\$1,243	\$2,500	\$50	\$2,000	\$2,500
203 203 271	Telephone	\$2,658	\$4,033	\$4,703	\$4,500	\$2,426	\$4,800	\$4,900
203 203 274	Water Service	\$3,790	\$4,036	\$5,346	\$5,900	\$2,799	\$5,900	\$6,100
203 203 275	Sewer Service	\$1,828	\$2,076	\$2,942	\$2,300	\$1,373	\$2,900	\$3,000
	<b>Subtotal Other Current Expenditures</b>	<b>\$254,756</b>	<b>\$287,078</b>	<b>\$284,898</b>	<b>\$322,944</b>	<b>\$126,731</b>	<b>\$307,650</b>	<b>\$310,888</b>
203 203 701	Cash Short	\$63	\$31	\$6	\$100	\$5	\$100	\$100
203 203 728	Misc. Concessions	\$5,218	\$3,779	\$3,310	\$5,500	\$1,838	\$4,000	\$4,000
203 203 766	Merchandise	\$3,696	\$4,919	\$3,738	\$4,700	\$187	\$4,200	\$4,200
203 203 784	Awards	\$4,410	\$4,379	\$3,372	\$4,700	\$3,289	\$4,700	\$4,700
	<b>Subtotal Resale Expenditures</b>	<b>\$13,387</b>	<b>\$13,108</b>	<b>\$10,426</b>	<b>\$15,000</b>	<b>\$5,319</b>	<b>\$13,000</b>	<b>\$13,000</b>
203 203 350	Equipment	\$0	\$0	\$0	\$12,000	\$13,546	\$13,547	\$12,000
	<b>Subtotal Capital Expenditures</b>	<b>\$0</b>	<b>\$0</b>	<b>\$0</b>	<b>\$12,000</b>	<b>\$13,546</b>	<b>\$13,547</b>	<b>\$12,000</b>
	<b>Total Expenditures</b>	<b>\$627,886</b>	<b>\$658,944</b>	<b>\$662,637</b>	<b>\$738,553</b>	<b>\$320,680</b>	<b>\$714,472</b>	<b>\$727,430</b>



**City of Yankton**  
Adopted 2015 Budget

Fund: Parks & Recreation

Function: Culture-Recreation

Activity: Summit Activities Center

ACCOUNT NO.	DESCRIPTION	2011 ACTUAL	2012 ACTUAL	2013 ACTUAL	2014 ADOPTED	2014 Y.T.D.	2014 ESTIMATED	2015 ADOPTED
	Prior Year Balance	\$2,464	(\$9,932)	\$1,943	(\$6,583)	(\$21,307)	(\$21,307)	\$0
203 3390	Yankton School District	\$29,363	\$34,522	\$29,323	\$32,000	\$11,100	\$30,000	\$30,000
203 3451	Skate Rentals	\$7,536	\$6,267	\$4,817	\$7,500	\$0	\$0	\$0
203 3459	Alcoa Ice Skating Rink	\$21,029	\$18,035	\$13,364	\$20,000	\$6,523	\$15,000	\$15,000
203 3481	Personal Training	\$757	\$596	\$376	\$1,200	\$166	\$350	\$350
203 3484	Red Cross Lessons-SAC	\$1,119	\$1,148	\$1,225	\$1,200	\$770	\$1,200	\$1,200
203 3488	Rentals-SAC	\$14,786	\$15,969	\$11,069	\$16,000	\$5,597	\$11,000	\$11,000
203 3489	Rentals-City Hall Gym	\$1,896	\$2,228	\$3,305	\$2,500	\$2,908	\$3,500	\$3,500
203 3701	Cash Long	\$212	\$14	(\$111)	\$100	\$94	\$100	\$100
203 3726	Contracted Concessions	\$5,399	\$2,533	\$1,785	\$5,000	\$823	\$2,000	\$2,000
203 3728	Misc. Concessions	\$6,036	\$5,776	\$5,045	\$6,000	\$2,469	\$5,000	\$5,000
203 3740	Annual Memberships	\$43,202	\$41,821	\$87,109	\$45,000	\$42,541	\$89,000	\$89,000
203 3741	Corporate Memberships	\$72,406	\$79,739	\$78,454	\$80,000	\$46,368	\$85,000	\$85,000
203 3742	Quarterly Memberships	\$106,381	\$117,187	\$85,435	\$117,000	\$44,189	\$100,000	\$100,000
203 3743	Daily Pass	\$35,311	\$30,250	\$33,350	\$30,000	\$18,612	\$33,000	\$33,000
203 3744	Adult Recreation Leagues	\$25,644	\$27,217	\$32,137	\$28,000	\$13,278	\$32,000	\$32,000
203 3745	Youth Recreation Leagues	\$1,964	\$1,352	\$1,639	\$2,000	\$630	\$2,000	\$2,000
203 3746	SAC Programs	\$2,344	\$1,981	\$3,658	\$2,500	\$2,286	\$3,500	\$3,500
203 3747	TOT Time Child	\$238	\$355	\$54	\$350	\$40	\$100	\$100
203 3748	ActiveNET Programs	\$69,615	\$57,039	\$60,972	\$70,000	\$67,441	\$67,441	\$62,000
203 3749	Showers	\$93	\$47	\$11	\$100	\$6	\$100	\$100
203 3755	Yankton Summer Pool Pass	\$9,271	\$3,348	\$4,458	\$3,500	\$14,924	\$4,500	\$4,500
203 3766	Merchandise	\$1,437	\$933	\$632	\$1,500	\$410	\$800	\$800
203 3768	SAC Programs - Non Taxable	\$0	\$0	\$474	\$150	\$0	\$150	\$150
203 3771	Advertisement Fee	\$350	\$400	\$0	\$400	\$200	\$200	\$200
	Subtotal SAC Revenue	\$456,389	\$448,757	\$458,581	\$472,000	\$281,375	\$485,941	\$480,500
203 3610	Interest	\$1,148	\$399	\$263	\$300	\$117	\$300	\$300
203 3615	Misc Reimbursements/School	\$568	\$45	\$275	\$0	\$0	\$0	\$0
203 3620	Rentals Non-Taxable	\$6,743	\$1,912	\$4,730	\$2,000	\$2,393	\$7,000	\$7,000
203 3640	Compensation Loss & Damages	\$0	\$0	\$0	\$0	\$24	\$0	\$0
203 3660	Donations from Private	\$2,684	\$370	\$1,450	\$500	\$150	\$500	\$500
203 3690	Miscellaneous Non-Taxable	\$193	\$18	\$35	\$0	\$1	\$20	\$20
	Subtotal Misc. SAC Revenue	\$11,336	\$2,744	\$6,753	\$2,800	\$2,685	\$7,820	\$7,820
203 3910	Transfer from General Fund	\$147,765	\$219,318	\$174,053	\$284,650	\$142,325	\$242,018	\$239,110
	Total Funds Available	\$617,954	\$660,887	\$641,330	\$752,867	\$405,078	\$714,472	\$727,430
	Total Expenditures	\$627,886	\$658,944	\$662,637	\$738,553	\$320,680	\$714,472	\$727,430
	Ending Balance	(\$9,932)	\$1,943	(\$21,307)	\$14,314	\$84,398	\$0	\$0

## **MARNE CREEK ACCOUNT #204**

**PURPOSE OF THIS DEPARTMENT:** Why does this department exist?

The mission of the division is to enhance the quality of life for the citizens of Yankton and the surrounding area by providing a recreational trail system to serve a population with varied characteristics, interests, and needs. Dedication toward preservation of natural resources will ensure the opportunity for high quality leisure experiences for present and future generations.

**DEPARTMENT PERSONNEL:** one Senior Grounds Maintenance Worker and one seasonal employee.

**City of Yankton**  
Adopted 2015 Budget

Fund: **Parks & Recreation**                      Function: **Culture-Recreation**                      Activity: **Marne Creek**

ACCOUNT NO.	DESCRIPTION	2011 ACTUAL	2012 ACTUAL	2013 ACTUAL	2014 ADOPTED	2014 Y.T.D.	2014 ESTIMATED	2015 ADOPTED
204 204 101	Regular Wages	\$39,489	\$41,122	\$49,035	\$46,850	\$20,562	\$46,850	\$48,835
204 204 102	Temporary Wages	\$5,887	\$7,448	\$3,034	\$7,700	\$0	\$7,500	\$7,700
204 204 103	Overtime Wages	\$1,912	\$921	\$969	\$1,000	\$397	\$1,000	\$1,000
204 204 111	OASI	\$3,570	\$3,725	\$3,617	\$4,250	\$1,602	\$4,234	\$4,401
204 204 121	Retirement	\$2,484	\$2,523	\$2,659	\$2,871	\$1,258	\$2,871	\$2,990
204 204 131	Worker's Compensation	\$1,122	\$1,114	\$1,116	\$1,382	(\$49)	\$1,382	\$1,451
204 204 132	Group Insurance	\$6,633	\$6,993	\$6,574	\$8,030	\$3,706	\$7,300	\$8,030
204 204 133	Unemployment Insurance	\$106	\$99	\$77	\$194	\$59	\$125	\$131
	<b>Subtotal Personnel Services</b>	<b>\$61,203</b>	<b>\$63,945</b>	<b>\$67,081</b>	<b>\$72,277</b>	<b>\$27,535</b>	<b>\$71,262</b>	<b>\$74,538</b>
204 204 201	Insurance	\$379	\$418	\$377	\$462	\$384	\$440	\$462
204 204 202	Professional Services	\$488	\$113	\$75	\$500	\$6	\$500	\$500
204 204 221	Rep. & Maint. - Equipment	\$2,481	\$4,556	\$4,537	\$3,000	\$1,543	\$3,000	\$3,500
204 204 222	Rep. & Maint. - Vehicles	\$666	\$2,619	\$2,103	\$500	\$952	\$1,000	\$1,000
204 204 223	Rep. & Maint. - Trail	\$6,003	\$7,587	\$4,772	\$6,700	\$1,336	\$6,700	\$6,700
204 204 224	Rep. & Maint. - Central Garage	\$10,270	\$9,030	\$6,744	\$12,500	\$2,871	\$10,000	\$10,000
204 204 241	Agricultural Supplies	\$740	\$434	\$0	\$2,500	\$2,087	\$2,500	\$2,500
204 204 247	Small Tools & Hardware	\$725	\$605	\$85	\$1,000	\$45	\$500	\$500
204 204 271	Telephone	\$319	\$283	\$306	\$350	\$155	\$350	\$350
	<b>Total Operating Expenses</b>	<b>\$22,071</b>	<b>\$25,731</b>	<b>\$18,999</b>	<b>\$27,512</b>	<b>\$9,379</b>	<b>\$24,990</b>	<b>\$25,512</b>
204 204 301	Capital Repair and Maintenance	\$0	\$2,350	\$0	\$0	\$0	\$0	\$0
204 204 310	Land Purchase	\$248	\$0	\$0	\$30,000	\$0	\$30,000	\$30,000
204 204 320	Maintenance Trail Construction	\$1,514	\$200	\$200	\$230,000	\$5,606	\$230,000	\$30,000
204 204 321	Recreation Components	\$2,770	\$8,284	\$955	\$9,000	\$0	\$9,000	\$9,000
204 204 350	Equipment	\$9,683	\$45,924	\$958	\$1,000	\$1,000	\$1,000	\$1,000
	<b>Total Capital Outlay</b>	<b>\$14,215</b>	<b>\$56,758</b>	<b>\$2,113</b>	<b>\$270,000</b>	<b>\$6,606</b>	<b>\$270,000</b>	<b>\$70,000</b>
	<b>Total Expenditures</b>	<b>\$97,489</b>	<b>\$146,434</b>	<b>\$88,193</b>	<b>\$369,789</b>	<b>\$43,520</b>	<b>\$366,252</b>	<b>\$170,050</b>

Fund: **Parks & Recreation**                      Function: **Culture-Recreation**                      Activity: **Marne Creek**

ACCOUNT NO.	DESCRIPTION	2011 ACTUAL	2012 ACTUAL	2013 ACTUAL	2014 ADOPTED	2014 Y.T.D.	2014 ESTIMATED	2015 ADOPTED
	Prior Year Balance	\$130,177	\$125,487	\$122,559	\$75,000	\$120,880	\$120,880	\$151,239
204 3610	Interest	\$1,300	\$603	\$434	\$300	\$169	\$300	\$300
204 3341	Recreational Trails Program Grant - GF&P	\$1,076	\$0	\$0	\$142,593	\$0	\$142,593	\$0
204 3615	Misc Reimbursements	\$0	\$25	\$0	\$0	\$0	\$0	\$0
204 3640	Compensation for Loss & Damage	\$3,174	\$0	\$0	\$0	\$0	\$0	\$0
204 3660	Private Donations	\$0	\$4,250	\$0	\$0	\$0	\$0	\$0
204 3910	Transfer from General Fund	\$87,249	\$138,628	\$86,080	\$100,489	\$50,245	\$96,952	\$100,750
204 3950	Transfer from Second Penny	\$0	\$0	\$0	\$117,000	\$0	\$156,766	\$60,000
	<b>Subtotal Revenue</b>	<b>\$92,799</b>	<b>\$143,506</b>	<b>\$86,514</b>	<b>\$360,382</b>	<b>\$50,414</b>	<b>\$396,611</b>	<b>\$161,050</b>
	<b>Total Funds Available</b>	<b>\$222,976</b>	<b>\$268,993</b>	<b>\$209,073</b>	<b>\$435,382</b>	<b>\$171,294</b>	<b>\$517,491</b>	<b>\$312,289</b>
	<b>Total Expenditures</b>	<b>\$97,489</b>	<b>\$146,434</b>	<b>\$88,193</b>	<b>\$369,789</b>	<b>\$43,520</b>	<b>\$366,252</b>	<b>\$170,050</b>
	<b>Ending Balance</b>	<b>\$125,487</b>	<b>\$122,559</b>	<b>\$120,880</b>	<b>\$65,593</b>	<b>\$127,774</b>	<b>\$151,239</b>	<b>\$142,239</b>

## **CASUALTY RESERVE ACCOUNT #205**

**PURPOSE OF THIS DEPARTMENT:** Why does this department exist?

The purpose of the appropriation is to provide a Casualty Reserve Fund, pursuant to South Dakota Codified Law (SDCL) 9-21.16.1, for replacement and repair of City property as a result of a casualty loss.

**City of Yankton**  
**Adopted 2015 Budget**

**Fund: Casualty Reserve**

**Activity: Casualty Reserve**

ACCOUNT NO.	DESCRIPTION	2011 ACTUAL	2012 ACTUAL	2013 ACTUAL	2014 ADOPTED	2014 Y.T.D.	2014 ESTIMATED	2015 ADOPTED
205 205 202	Professional Services	\$0	\$2,301	\$0	\$5,000	\$0	\$5,000	\$5,000
	Subtotal Other Current Expenditures	\$0	\$2,301	\$0	\$5,000	\$0	\$5,000	\$5,000
205 205 390	Other Fixed Assets	\$0	\$0	\$0	\$0	\$0	\$0	\$0
	Subtotal Capital Expenditures	\$0	\$0	\$0	\$0	\$0	\$0	\$0
205 205 610	Transfer to General Fund	\$0	\$0	\$0	\$0	\$0	\$0	\$0
	Subtotal Operating Transfer Out	\$0	\$0	\$0	\$0	\$0	\$0	\$0
	<b>Total Expenditures</b>	\$0	\$2,301	\$0	\$5,000	\$0	\$5,000	\$5,000

**Fund: Casualty Reserve**

**Activity: Casualty Reserve**

ACCOUNT NO.	DESCRIPTION	2011 ACTUAL	2012 ACTUAL	2013 ACTUAL	2014 ADOPTED	2014 Y.T.D.	2014 ESTIMATED	2015 ADOPTED
	Prior Year Balance	\$64,448	\$65,054	\$63,023	\$63,023	\$63,206	\$63,206	\$58,356
205 3610	Interest	\$606	\$270	\$183	\$150	\$42	\$150	\$125
	<b>Total Funds Available</b>	\$65,054	\$65,324	\$63,206	\$63,173	\$63,248	\$63,356	\$58,481
	<b>Total Expenditures</b>	\$0	\$2,301	\$0	\$5,000	\$0	\$5,000	\$5,000
	<b>Ending Balance</b>	\$65,054	\$63,023	\$63,206	\$58,173	\$63,248	\$58,356	\$53,481

**BRIDGE AND STREET FUND**  
**ACCOUNT #207-221**

**PURPOSE OF THIS DEPARTMENT:** Why does this department exist?

The purpose of these appropriations are to account for expenditures on bridge projects approved by the South Dakota Department of Transportation; maintain bridge inspections for all bridges on an every other year rotation, routine painting and maintenance of bridges on an as needed basis.

**City of Yankton**  
**Adopted 2015 Budget**

**Fund: Bridge & Street Fund**

**Activity: Capital Projects**

ACCOUNT NO.	DESCRIPTION	2011 ACTUAL	2012 ACTUAL	2013 ACTUAL	2014 ADOPTED	2014 Y.T.D.	2014 ESTIMATED	2015 ADOPTED
207 221 223	Bridge Painting	\$0	\$0	\$0	\$0	\$0	\$0	\$20,000
207 221 301	Road Materials	\$0	\$0	\$5,000	\$50,000	\$0	\$50,000	\$50,000
207 221 391	Pine Street Bridge Repair	\$4,900	\$0	\$230	\$0	\$0	\$0	\$200,000
207 221 396	Walkway - Replace Lynn Street Ped. Bridge	\$0	\$0	\$0	\$10,000	\$0	\$0	\$0
207 221 397	Cedar Street Bridge	\$0	\$0	\$0	\$0	\$0	\$0	\$205,000
	<b>Total Expenditures</b>	<b>\$4,900</b>	<b>\$0</b>	<b>\$5,230</b>	<b>\$60,000</b>	<b>\$0</b>	<b>\$50,000</b>	<b>\$475,000</b>

**Fund: Bridge & Street Fund**

**Activity: Capital Projects**

ACCOUNT NO.	DESCRIPTION	2011 ACTUAL	2012 ACTUAL	2013 ACTUAL	2014 ADOPTED	2014 Y.T.D.	2014 ESTIMATED	2015 ADOPTED
	Prior Year Balance	\$76,573	\$93,841	\$115,657	\$115,657	\$132,175	\$132,175	\$113,822
207 3380	Special Road & Bridge-Current	\$21,397	\$21,397	\$21,397	\$21,397	\$0	\$21,397	\$21,397
207 3610	Interest	\$771	\$419	\$351	\$250	\$150	\$250	\$225
207 3950	Transfer from Second Penny	\$0	\$0	\$0	\$10,000	\$0	\$10,000	\$339,556
	<b>Subtotal Revenue</b>	<b>\$22,168</b>	<b>\$21,816</b>	<b>\$21,748</b>	<b>\$31,647</b>	<b>\$150</b>	<b>\$31,647</b>	<b>\$361,178</b>
	<b>Total Funds Available</b>	<b>\$98,741</b>	<b>\$115,657</b>	<b>\$137,405</b>	<b>\$147,304</b>	<b>\$132,325</b>	<b>\$163,822</b>	<b>\$475,000</b>
	<b>Total Expenditures</b>	<b>\$4,900</b>	<b>\$0</b>	<b>\$5,230</b>	<b>\$60,000</b>	<b>\$0</b>	<b>\$50,000</b>	<b>\$475,000</b>
	<b>Ending Balance</b>	<b>\$93,841</b>	<b>\$115,657</b>	<b>\$132,175</b>	<b>\$87,304</b>	<b>\$132,325</b>	<b>\$113,822</b>	<b>\$0</b>

## **911 / DISPATCH ACCOUNT #208**

**PURPOSE OF THIS DEPARTMENT:** Why does this department exist?

The Yankton Dispatch Center's primary mission is to provide the highest quality public safety for the people who live, work, play and visit within Yankton County.

**DEPARTMENT PERSONNEL:** 1 Communications Supervisor, 1 Communications Specialist and 6 dispatchers.



**City of Yankton  
Adopted 2015 Budget**

Fund: <b>911 / Dispatch</b>		Function: <b>Public Safety</b>				Activity: <b>911 / Dispatch</b>		
ACCOUNT NO.	DESCRIPTION	2011 ACTUAL	2012 ACTUAL	2013 ACTUAL	2014 ADOPTED	2014 Y.T.D.	2014 ESTIMATED	2015 ADOPTED
208 208 101	Regular Wages	\$272,334	\$282,387	\$294,923	\$321,882	\$147,508	\$321,882	\$335,517
208 208 102	Temporary Wages	\$0	\$4,068	\$4,913	\$3,500	\$2,653	\$3,500	\$3,500
208 208 103	Overtime Wages	\$38,221	\$43,606	\$43,311	\$35,000	\$16,266	\$35,000	\$35,000
208 208 111	OASI	\$15,068	\$24,784	\$25,778	\$27,569	\$12,302	\$27,569	\$28,612
208 208 121	Retirement	\$20,947	\$19,510	\$20,294	\$21,413	\$9,827	\$21,413	\$22,231
208 208 131	Worker's Compensation	\$1,267	\$592	\$731	\$1,575	(\$25)	\$1,575	\$1,654
208 208 132	Group Insurance	\$56,610	\$53,850	\$53,259	\$73,626	\$29,972	\$73,626	\$80,989
208 208 133	Unemployment Insurance	\$722	\$578	\$545	\$1,563	\$478	\$735	\$772
	Subtotal Personnel Services	\$405,169	\$429,375	\$443,754	\$486,128	\$218,981	\$485,300	\$508,275
208 208 201	Insurance	\$2,062	\$0	\$5,063	\$6,483	\$5,162	\$6,483	\$6,807
208 208 202	Professional Services	\$14,428	\$19,301	\$45,630	\$46,000	\$18,314	\$46,000	\$46,000
208 208 212	Rent	\$8,516	\$8,740	\$8,740	\$8,740	\$0	\$8,740	\$8,740
208 208 231	Postage	\$386	\$0	\$0	\$1,000	\$0	\$1,000	\$1,000
208 208 232	Office Supplies	\$1,525	\$1,790	\$1,376	\$1,000	\$326	\$1,500	\$1,500
208 208 234	Copies	\$1,178	\$0	\$0	\$1,300	\$0	\$1,300	\$1,300
208 208 244	Uniforms	\$157	\$1,017	\$1,304	\$2,860	\$111	\$2,860	\$2,000
208 208 265	Conferences & Meetings	\$0	\$2,809	\$788	\$500	\$1,015	\$1,500	\$1,500
208 208 271	Telephone	\$0	\$0	\$158	\$8,700	\$0	\$8,700	\$8,700
208 208 281	Administration Billing	\$71,080	\$74,091	\$0	\$79,719	\$0	\$79,719	\$83,096
	Total Operating Expenses	\$99,332	\$107,748	\$63,059	\$156,302	\$24,928	\$157,802	\$160,643
208 208 350	Equipment	\$0	\$899	\$0	\$4,000	\$0	\$4,000	\$4,000
	Total Capital Outlay	\$0	\$899	\$0	\$4,000	\$0	\$4,000	\$4,000
	Total Expenditures	\$504,501	\$538,022	\$506,813	\$646,430	\$243,909	\$647,102	\$672,918

Fund: <b>911 / Dispatch</b>		Function: <b>Public Safety</b>				Activity: <b>911 / Dispatch</b>		
ACCOUNT NO.	DESCRIPTION	2011 ACTUAL	2012 ACTUAL	2013 ACTUAL	2014 ADOPTED	2014 Y.T.D.	2014 ESTIMATED	2015 ADOPTED
	Prior Year Balance	\$0	(\$17,971)	\$5,000	\$0	\$4,905	\$4,905	\$29,905
208 3377	E911 Funds	\$60,000	\$60,000	\$60,000	\$60,000	\$15,000	\$60,000	\$60,000
208 3384	County Reimbursement	\$0	\$0	\$25,563	\$25,000	\$0	\$25,000	\$25,000
208 3414	County Reimbursement	\$0	\$2,589	\$895	\$0	\$1,015	\$1,500	\$1,500
208 3610	Interest	\$0	\$390	\$518	\$120	\$206	\$300	\$120
208 3910	Transfer from General Fund	\$426,530	\$498,014	\$419,742	\$561,310	\$280,655	\$585,302	\$611,298
	Subtotal Revenue	\$486,530	\$560,993	\$506,718	\$646,430	\$296,876	\$672,102	\$697,918
	Total Funds Available	\$486,530	\$543,022	\$511,718	\$646,430	\$301,781	\$677,007	\$727,823
	Total Expenditures	\$504,501	\$538,022	\$506,813	\$646,430	\$243,909	\$647,102	\$672,918
	Ending Balance	(\$17,971)	\$5,000	\$4,905	\$0	\$57,872	\$29,905	\$54,905

**BID DISTRICT #1**  
**ACCOUNT #209**

**PURPOSE OF THIS DEPARTMENT:** Why does this department exist?

The purpose of the Bid District – Pursuant to SDCL 9-55, et seq., the City hereby has established Business Improvement District #1 to help fund a portion of the costs of creation, promotion, marketing, and capital of visitor facilities, events, attractions and activities which benefit the City and the hotels, motels and lodging establishments located in “the District.” Eligible expenses may include payment for the costs of acquisition, construction, maintenance, operation and funding of public improvements, facilities for the enhancement, expansion, marketing and promotion of visitor facilities, events, attractions and activities.

**City of Yankton**  
**Adopted 2015 Budget**

Fund: **BID**

Activity: **Tourism Promotion**

ACCOUNT NO.	DESCRIPTION	2011 ACTUAL	2012 ACTUAL	2013 ACTUAL	2014 ADOPTED	2014 Y.T.D.	2014 ESTIMATED	2015 ADOPTED
209 209 202	Professional Services	\$0	\$0	\$0	\$117,900	\$8,814	\$117,900	\$117,900
209 209 610	Transfer to General Fund - Administration	\$0	\$0	\$1,759	\$2,400	\$0	\$2,400	\$2,400
	<b>Total Expenditures</b>	<b>\$0</b>	<b>\$0</b>	<b>\$1,759</b>	<b>\$120,300</b>	<b>\$8,814</b>	<b>\$120,300</b>	<b>\$120,300</b>

Fund: **BID**

Activity: **Tourism Promotion**

ACCOUNT NO.	DESCRIPTION	2011 ACTUAL	2012 ACTUAL	2013 ACTUAL	2014 ADOPTED	2014 Y.T.D.	2014 ESTIMATED	2015 ADOPTED
	Prior Years Balance	\$0	\$0	\$0	\$0	\$86,189	\$86,189	\$86,189
209 3121	Lodging Tax	\$0	\$0	\$87,448	\$120,000	\$47,084	\$120,000	\$120,000
209 3610	Interest	\$0	\$0	\$0	\$300	\$46	\$300	\$300
209 3660	Donations from Private	\$0	\$0	\$500	\$0	\$0	\$0	\$0
	<b>Subtotal Revenues</b>	<b>\$0</b>	<b>\$0</b>	<b>\$87,948</b>	<b>\$120,300</b>	<b>\$47,130</b>	<b>\$120,300</b>	<b>\$120,300</b>
	<b>Total Funds Available</b>	<b>\$0</b>	<b>\$0</b>	<b>\$87,948</b>	<b>\$120,300</b>	<b>\$133,319</b>	<b>\$206,489</b>	<b>\$206,489</b>
	<b>Total Expenditures</b>	<b>\$0</b>	<b>\$0</b>	<b>\$1,759</b>	<b>\$0</b>	<b>\$8,814</b>	<b>\$120,300</b>	<b>\$120,300</b>
	<b>Ending Balance</b>	<b>\$0</b>	<b>\$0</b>	<b>\$86,189</b>	<b>\$120,300</b>	<b>\$124,505</b>	<b>\$86,189</b>	<b>\$86,189</b>

**BBB**  
**ACCOUNT #211**

**PURPOSE OF THIS DEPARTMENT:** Why does this department exist?

The purpose of this appropriation is to account for expenditures of the 1 percent municipal BBB sales tax. All revenue received from this additional tax shall be utilized for the promotion and advertising of the City, its facilities, attractions, and activities. The City Commissioners shall have the authority to appropriate such funds as are generated by this additional tax for that purpose.

**City of Yankton**  
**Adopted 2015 Budget**

Fund: **BBB**

Activity: **Tourism Promotion**

ACCOUNT NO.	DESCRIPTION	2011 ACTUAL	2012 ACTUAL	2013 ACTUAL	2014 ADOPTED	2014 Y.T.D.	2014 ESTIMATED	2015 ADOPTED
211 231 202	Professional Services	\$7,699	\$2,638	\$24,900	\$20,000	\$13,336	\$15,000	\$20,000
211 231 549	Historic Downtown Yankton	\$30,000	\$0	\$0	\$0	\$0	\$0	\$0
211 231 550	Convention Visitors Bureau (CVB)	\$172,862	\$177,862	\$172,862	\$172,862	\$86,431	\$172,862	\$172,862
211 231 551	Yankton Area Progressive Growth	\$56,641	\$56,641	\$56,641	\$56,641	\$28,321	\$56,641	\$56,641
211 231 556	Fireworks	\$0	\$15,000	\$15,000	\$20,000	\$20,000	\$20,000	\$20,000
211 231 559	National Field Archery Association	\$0	\$0	\$0	\$0	\$0	\$0	\$25,000
211 231 563	Lewis and Clark Theatre	\$10,000	\$0	\$0	\$0	\$0	\$0	\$0
211 231 569	Meade Building	\$0	\$0	\$0	\$0	\$0	\$0	\$25,000
211 231 570	Special Events / Ribfest Overtime	\$0	\$0	\$0	\$0	\$0	\$0	\$15,000
211 231 571	Website	\$0	\$0	\$0	\$0	\$0	\$0	\$30,000
211 231 599	Special Projects	\$122,550	\$4,400	\$74,069	\$10,000	\$8,418	\$10,000	\$20,000
211 231 610	Transfer to General Fund - Airport Hanger	\$19,918	\$12,762	\$22,145	\$22,145	\$0	\$22,145	\$22,145
211 231 610	Transfer to General Fund - TID #5 Debt Servio	\$0	\$387,398	\$136,427	\$52,398	\$0	\$58,200	\$58,200
211 231 651	Transfer to Public Improvement	\$150,105	\$0	\$0	\$0	\$0	\$0	\$0
211 231 653	Transfer to Park Capital	\$0	\$0	\$0	\$0	\$0	\$0	\$17,000
	<b>Total Expenditures</b>	<b>\$569,775</b>	<b>\$656,701</b>	<b>\$502,044</b>	<b>\$354,046</b>	<b>\$156,506</b>	<b>\$354,848</b>	<b>\$481,848</b>

Fund: **BBB**

Activity: **Tourism Promotion**

ACCOUNT NO.	DESCRIPTION	2011 ACTUAL	2012 ACTUAL	2013 ACTUAL	2014 ADOPTED	2014 Y.T.D.	2014 ESTIMATED	2015 ADOPTED
	Prior Years Balance	\$606,329	\$577,313	\$454,314	\$521,660	\$490,990	\$490,990	\$672,642
211 3140	BBB Tax	\$514,334	\$530,545	\$536,972	\$558,643	\$201,242	\$535,000	\$545,700
211 3491	Miscellaneous Non-Taxable	\$4,921	\$0	(\$3)	\$0	\$24,900	\$0	\$0
211 3610	Interest	\$5,939	\$2,950	\$1,751	\$1,500	\$692	\$1,500	\$1,500
211 3660	Donations from Private	\$15,000	\$150	\$0	\$0	\$0	\$0	\$0
211 3766	Merchandise	\$157	\$17	\$0	\$0	\$0	\$0	\$0
211 3767	Merchandise Non-Taxable	\$408	\$40	\$0	\$0	\$0	\$0	\$0
	<b>Subtotal Revenues</b>	<b>\$540,759</b>	<b>\$533,702</b>	<b>\$538,720</b>	<b>\$560,143</b>	<b>\$226,834</b>	<b>\$536,500</b>	<b>\$547,200</b>
	<b>Total Funds Available</b>	<b>\$1,147,088</b>	<b>\$1,111,015</b>	<b>\$993,034</b>	<b>\$1,081,803</b>	<b>\$717,824</b>	<b>\$1,027,490</b>	<b>\$1,219,842</b>
	<b>Total Expenditures</b>	<b>\$569,775</b>	<b>\$656,701</b>	<b>\$502,044</b>	<b>\$354,046</b>	<b>\$156,506</b>	<b>\$354,848</b>	<b>\$481,848</b>
	<b>Ending Balance</b>	<b>\$577,313</b>	<b>\$454,314</b>	<b>\$490,990</b>	<b>\$727,757</b>	<b>\$561,318</b>	<b>\$672,642</b>	<b>\$737,994</b>

# **INFRASTRUCTURE IMPROVEMENT REVOLVING FUND ACCOUNT #241**

**PURPOSE OF THIS DEPARTMENT:** Why does this department exist?

The purpose of the Infrastructure Improvement Revolving Fund is to help fund special assessment construction projects in the City of Yankton that improve the City's infrastructure. The revenue is generated from citizen's payments on special assessments assigned to their property.

**City of Yankton**  
**Adopted 2015 Budget**

**Fund: Infrastructure Improvement Revolving Fund**

**Activity: Capital Projects**

ACCOUNT NO.	DESCRIPTION	2011 ACTUAL	2012 ACTUAL	2013 ACTUAL	2014 ADOPTED	2014 Y.T.D.	2014 ESTIMATED	2015 ADOPTED
241 241 656	Transfer to Infra. Imp. Const.	\$54,488	\$33,511	\$35,345	\$30,000	\$0	\$30,000	\$106,147
	<b>Total Expenditures</b>	<b>\$54,488</b>	<b>\$33,511</b>	<b>\$35,345</b>	<b>\$30,000</b>	<b>\$0</b>	<b>\$30,000</b>	<b>\$106,147</b>

**Fund: Infrastructure Improvement Revolving Fund**

**Activity: Capital Projects**

ACCOUNT NO.	DESCRIPTION	2011 ACTUAL	2012 ACTUAL	2013 ACTUAL	2014 ADOPTED	2014 Y.T.D.	2014 ESTIMATED	2015 ADOPTED
	Prior Year Balance	\$29,079	\$24,027	\$31,216	\$18,981	\$36,557	\$36,557	\$61,427
241 3610	Interest	\$271	\$141	\$89	\$120	\$42	\$150	\$120
241 3630	Special Assess.-Interest	\$12,052	\$7,286	\$7,350	\$15,000	\$9,074	\$15,000	\$10,000
241 3631	Special Assess.-Delinquent	\$4,605	\$5,118	\$9,560	\$4,600	\$9,720	\$9,720	\$4,600
241 3632	Special Assess.-Current	\$19,180	\$19,055	\$13,251	\$30,000	\$11,136	\$15,000	\$15,000
241 3633	Special Assess.-Deferred	\$13,328	\$9,100	\$10,436	\$15,000	\$3,324	\$15,000	\$15,000
	<b>Subtotal Revenue</b>	<b>\$49,436</b>	<b>\$40,700</b>	<b>\$40,686</b>	<b>\$64,720</b>	<b>\$33,296</b>	<b>\$54,870</b>	<b>\$44,720</b>
	<b>Total Funds Available</b>	<b>\$78,515</b>	<b>\$64,727</b>	<b>\$71,902</b>	<b>\$83,701</b>	<b>\$69,853</b>	<b>\$91,427</b>	<b>\$106,147</b>
	<b>Total Expenditures</b>	<b>\$54,488</b>	<b>\$33,511</b>	<b>\$35,345</b>	<b>\$30,000</b>	<b>\$0</b>	<b>\$30,000</b>	<b>\$106,147</b>
	<b>Ending Balance</b>	<b>\$24,027</b>	<b>\$31,216</b>	<b>\$36,557</b>	<b>\$53,701</b>	<b>\$69,853</b>	<b>\$61,427</b>	<b>\$0</b>

**PUBLIC IMPROVEMENT  
ACCOUNT #501**

**PURPOSE OF THIS DEPARTMENT:** Why does this department exist?

The Public Improvement Fund is held as a reserve for future improvements.



**City of Yankton**  
**Adopted 2015 Budget**

**Fund: Public Improvement**

**Activity: Capital Projects**

ACCOUNT NO.	DESCRIPTION	2011 ACTUAL	2012 ACTUAL	2013 ACTUAL	2014 ADOPTED	2014 Y.T.D.	2014 ESTIMATED	2015 ADOPTED
501 501 202	Professional Services	\$18,400	\$17,600	\$17,600	\$0	\$204	\$204	\$0
501 501 384	East 8th / Gehl Street Extension	\$242,862	\$0	\$0	\$0	\$0	\$0	\$0
501 501 388	RTEC Training	\$0	\$100,972	\$18,100	\$0	\$21,400	\$21,400	\$0
501 501 389	North Broadway HSC Land Purchase	\$0	\$1,959,378	\$0	\$0	\$0	\$0	\$0
501 501 547	LCMH Grant Expense	\$0	\$3,524	\$23,694	\$18,000	\$11,993	\$18,000	\$18,000
501 501 548	SDCF - Economic Development	\$0	\$0	\$0	\$0	\$2,000	\$2,000	\$0
Total Expenditures		\$261,262	\$2,081,474	\$59,394	\$18,000	\$35,597	\$41,604	\$18,000

**Fund: Public Improvement**

**Activity: Capital Projects**

ACCOUNT NO.	DESCRIPTION	2011 ACTUAL	2012 ACTUAL	2013 ACTUAL	2014 ADOPTED	2014 Y.T.D.	2014 ESTIMATED	2015 ADOPTED
	Prior Year Balance	(\$99,355)	(\$79,119)	(\$1,978,692)	\$0	(\$1,996,025)	(\$1,996,025)	(\$1,996,229)
501 3312	SDCF - Economic Development	\$0	\$0	\$0	\$0	\$2,000	\$2,000	\$0
501 3341	RTEC Training - CDBG	\$0	\$100,972	\$18,100	\$0	\$21,400	\$21,400	\$0
501 3353	Gehl - 8th Street Extension CDBG	\$129,336	\$0	\$0	\$0	\$0	\$0	\$0
501 3356	Lewis & Clark Mental Health Grant	\$0	\$3,257	\$23,961	\$18,000	\$11,993	\$18,000	\$18,000
501 3359	Nustar Pipeline Easement	\$0	\$77,589	\$0	\$0	\$0	\$0	\$0
501 3491	Other Non-Taxable (Transcanada Keystone)	\$1,953	\$0	\$0	\$0	\$0	\$0	\$0
501 3610	Interest	\$0	\$83	\$0	\$0	\$0	\$0	\$0
501 3660	Donations from Private	\$104	\$0	\$0	\$0	\$0	\$0	\$0
501 3923	Transfer From BBB	\$150,105	\$0	\$0	\$0	\$0	\$0	\$0
Subtotal Revenue		\$281,498	\$181,901	\$42,061	\$18,000	\$35,393	\$41,400	\$18,000
Total Funds Available		\$182,143	\$102,782	(\$1,936,631)	\$18,000	(\$1,960,632)	(\$1,954,625)	(\$1,978,229)
Total Expenditures		\$261,262	\$2,081,474	\$59,394	\$18,000	\$35,597	\$41,604	\$18,000
Ending Balance		(\$79,119)	(\$1,978,692)	(\$1,996,025)	\$0	(\$1,996,229)	(\$1,996,229)	(\$1,996,229)

**AIRPORT – FAA CAPITAL  
ACCOUNT #502**

**PURPOSE OF THIS DEPARTMENT:** Why does this department exist?

This airport fund is established to implement Airport Improvement Projects (AIP) approved by the FAA. AIP are funded with the use of City, State, and FAA resources.

**City of Yankton**  
**Adopted 2015 Budget**

**Fund: Airport Capital-FAA Funded Projects**

**Activity: Capital Projects**

ACCOUNT NO.	DESCRIPTION	2011 ACTUAL	2012 ACTUAL	2013 ACTUAL	2014 ADOPTED	2014 Y.T.D.	2014 ESTIMATED	2015 ADOPTED
502 511 202	Runway Design	\$14,534	\$20,434	\$4,399	\$0	\$2,546	\$2,546	\$0
502 511 310	Land	\$0	\$93,227	\$0	\$0	\$0	\$0	\$0
502 511 386	Taxiway Hanger Tie In	\$0	\$0	\$3,522	\$5,000	\$202	\$5,000	\$5,000
502 511 387	Airport Layout Plan Update	\$12,532	\$17,544	\$19,424	\$40,966	\$2,506	\$2,506	\$0
502 511 388	Pavement Maintenance	\$482	\$0	\$0	\$0	\$0	\$0	\$0
502 511 389	Wildlife Fencing	\$254,566	\$36,009	\$44,236	\$15,764	\$0	\$8,500	\$0
502 511 394	Apron Expansion & Replacement	\$25,376	\$20,953	\$21,295	\$813,746	\$5,833	\$90,000	\$360,000
	<b>Total Expenditures</b>	<b>\$307,490</b>	<b>\$188,167</b>	<b>\$92,876</b>	<b>\$875,476</b>	<b>\$11,087</b>	<b>\$108,552</b>	<b>\$365,000</b>

**Fund: Airport Capital**

**Activity: Capital Projects**

ACCOUNT NO.	DESCRIPTION	2011 ACTUAL	2012 ACTUAL	2013 ACTUAL	2014 ADOPTED	2014 Y.T.D.	2014 ESTIMATED	2015 ADOPTED
	Prior Year Balance	\$28,021	\$36,660	\$64,415	\$0	\$91,038	\$91,038	\$214,948
502 3340	Runway Design	\$0	\$0	\$0	\$0	\$47,761	\$47,761	\$0
502 3343	Wildlife Fencing	\$271,378	\$181,614	\$68,714	\$14,975	\$79,552	\$79,552	\$0
502 3344	Reconstruct Apron	\$413	\$0	\$0	\$773,059	\$0	\$85,500	\$342,000
502 3360	Airport Layout Plan	\$33,991	\$17,339	\$19,035	\$38,918	\$19,649	\$19,649	\$0
502 3910	Transfer from General Fund	\$10,347	\$16,969	\$31,750	\$8,524	\$0	\$0	\$0
	<b>Total Funds Available</b>	<b>\$344,150</b>	<b>\$252,582</b>	<b>\$183,914</b>	<b>\$835,476</b>	<b>\$238,000</b>	<b>\$323,500</b>	<b>\$556,948</b>
	<b>Total Expenditures</b>	<b>\$307,490</b>	<b>\$188,167</b>	<b>\$92,876</b>	<b>\$875,476</b>	<b>\$11,087</b>	<b>\$108,552</b>	<b>\$365,000</b>
	<b>Ending Balance</b>	<b>\$36,660</b>	<b>\$64,415</b>	<b>\$91,038</b>	<b>(\$40,000)</b>	<b>\$226,913</b>	<b>\$214,948</b>	<b>\$191,948</b>

**PARK CAPITAL  
ACCOUNT #503**

**PURPOSE OF THIS DEPARTMENT:** Why does this department exist?

A function of the Department of Parks and Recreation, this division supports the plans for improvements to and expansion of the City's park system.

**City of Yankton**  
**Adopted 2015 Budget**

**Fund: Parks & Recreation**

**Activity: Capital Projects**

ACCOUNT NO.	DESCRIPTION	2011 ACTUAL	2012 ACTUAL	2013 ACTUAL	2014 ADOPTED	2014 Y.T.D.	2014 ESTIMATED	2015 ADOPTED
503 541 321	Memorial Park Improvements	\$12,610	\$6,493	\$5,345	\$0	\$0	\$0	\$30,000
503 544 320	Riverside Park Development	\$236,671	\$18,119	\$4,269	\$47,812	\$0	\$0	\$30,000
503 544 390	Riverside Park Ballfields	\$0	\$4,410	\$0	\$0	\$0	\$0	\$0
503 545 320	Westside Park Improvements	\$0	\$0	\$10,450	\$0	\$0	\$0	\$0
503 548 321	New Park Shop	\$0	\$616	\$0	\$0	\$0	\$0	\$0
503 546 320	Dog Park - Irrigation	\$3,605	\$102	\$0	\$0	\$0	\$0	\$0
503 548 322	Sidewalks in Parks	\$5,574	\$10,758	\$7,350	\$9,000	\$0	\$9,000	\$9,000
503 548 323	Ridgeway Park - New Park at Fox Run	\$1,420	\$2,028	\$518	\$0	\$0	\$0	\$0
503 549 321	Park Signs	\$2,837	\$2,825	\$3,792	\$5,000	\$0	\$5,000	\$5,000
503 549 361	Banners & Decorations	\$0	\$0	\$0	\$0	\$0	\$0	\$17,000
503 549 362	Building Doors & Frames	\$0	\$0	\$0	\$0	\$0	\$0	\$4,000
503 549 363	Bleachers	\$0	\$0	\$0	\$0	\$0	\$0	\$12,500
503 549 411	Interest	\$15,656	\$0	\$0	\$0	\$0	\$0	\$0
	<b>Total Expenditures</b>	<b>\$278,373</b>	<b>\$45,351</b>	<b>\$31,724</b>	<b>\$61,812</b>	<b>\$0</b>	<b>\$14,000</b>	<b>\$107,500</b>

**Fund: Parks & Recreation**

**Activity: Capital Projects**

ACCOUNT NO.	DESCRIPTION	2011 ACTUAL	2012 ACTUAL	2013 ACTUAL	2014 ADOPTED	2014 Y.T.D.	2014 ESTIMATED	2015 ADOPTED
	Prior Year Balance	(\$381,403)	(\$366,508)	\$2,959	\$0	(\$23,765)	(\$23,765)	\$0
503 3660	Private Donations	\$0	\$2,205	\$5,000	\$0	\$0	\$0	\$0
503 3910	Transfer from General Fund	\$293,268	\$412,613	\$0	\$61,812	\$0	\$37,765	\$90,500
503 3923	Transfer from BBB	\$0	\$0	\$0	\$0	\$0	\$0	\$17,000
	<b>Total Funds Available</b>	<b>(\$88,135)</b>	<b>\$48,310</b>	<b>\$7,959</b>	<b>\$61,812</b>	<b>(\$23,765)</b>	<b>\$14,000</b>	<b>\$107,500</b>
	<b>Total Expenditures</b>	<b>\$278,373</b>	<b>\$45,351</b>	<b>\$31,724</b>	<b>\$61,812</b>	<b>\$0</b>	<b>\$14,000</b>	<b>\$107,500</b>
	<b>Ending Balance</b>	<b>(\$366,508)</b>	<b>\$2,959</b>	<b>(\$23,765)</b>	<b>\$0</b>	<b>(\$23,765)</b>	<b>\$0</b>	<b>\$0</b>

# **INFRASTRUCTURE IMPROVEMENT CONSTRUCTION ACCOUNT #504**

**PURPOSE OF THIS DEPARTMENT:** Why does this department exist?

The purpose of the Infrastructure Improvement Construction Fund is to help fund special assessment construction projects in the City of Yankton that improve the City's infrastructure.

**City of Yankton**  
**Adopted 2015 Budget**

**Fund: Infrastructure Imp.-Construction**

**Activity: Capital Projects**

ACCOUNT NO.	DESCRIPTION	2011 ACTUAL	2012 ACTUAL	2013 ACTUAL	2014 ADOPTED	2014 Y.T.D.	2014 ESTIMATED	2015 ADOPTED
504 581 384	5th to 6th - Between Picotte & Burleigh	\$31,584	\$0	\$0	\$0	\$0	\$0	\$0
504 581 392	Alley	\$0	\$25,004	\$0	\$35,000	\$0	\$0	\$100,000
504 581 395	15th St.-Summit to WCLR	\$5,300	\$0	\$0	\$50,000	\$0	\$0	\$100,000
	<b>Total Expenditures</b>	<b>\$36,884</b>	<b>\$25,004</b>	<b>\$0</b>	<b>\$85,000</b>	<b>\$0</b>	<b>\$0</b>	<b>\$200,000</b>

**Fund: Infrastructure Imp.-Construction**

**Activity: Capital Projects**

ACCOUNT NO.	DESCRIPTION	2011 ACTUAL	2012 ACTUAL	2013 ACTUAL	2014 ADOPTED	2014 Y.T.D.	2014 ESTIMATED	2015 ADOPTED
	Prior Year Balance	\$5,328	\$22,932	\$31,438	\$0	\$66,783	\$66,783	\$96,783
504 3924	Transfer-Infra. Imp. Revolving	\$54,488	\$33,510	\$35,345	\$30,000	\$0	\$30,000	\$106,147
504 3950	Transfer from Second Penny	\$0	\$0	\$0	\$23,701	\$0	\$0	\$47,401
	<b>Total Funds Available</b>	<b>\$59,816</b>	<b>\$56,442</b>	<b>\$66,783</b>	<b>\$53,701</b>	<b>\$66,783</b>	<b>\$96,783</b>	<b>\$250,331</b>
	<b>Total Expenditures</b>	<b>\$36,884</b>	<b>\$25,004</b>	<b>\$0</b>	<b>\$85,000</b>	<b>\$0</b>	<b>\$0</b>	<b>\$200,000</b>
	<b>Ending Balance</b>	<b>\$22,932</b>	<b>\$31,438</b>	<b>\$66,783</b>	<b>(\$31,299)</b>	<b>\$66,783</b>	<b>\$96,783</b>	<b>\$50,331</b>

## **GENERAL SALES AND USE TAX ACCOUNT #506**

**PURPOSE OF THIS DEPARTMENT:** Why does this department exist?

The purpose of the sales and use tax capital improvements fund is to provide an appropriation for the additional .86 percent sales tax, and as provided for in Section 22.5 of the Code of Ordinances. The usage of the revenue from the additional 0.86 percent sales tax is restricted for capital improvements. These revenues may be used for capital improvements, land acquisitions, and debt retirement for a joint building project with the Yankton School District (Summit Activity Center) including parking, street and utility improvements. These revenues can also be used for street reconstruction and storm water drainage system improvements throughout our City.

**DEPARTMENT PERSONNEL:** None



**City of Yankton**  
**Adopted 2015 Budget**

**Fund: Special Capital Improvement Fund**

**Activity: Capital Projects**

ACCOUNT NO.	DESCRIPTION	2011 ACTUAL	2012 ACTUAL	2013 ACTUAL	2014 ADOPTED	2014 Y.T.D.	2014 ESTIMATED	2015 ADOPTED
506 571 202	Professional Services	\$0	\$0	\$14,200	\$0	\$0	\$0	\$0
506 571 350	Summit Activities Center	\$106,705	\$44,757	\$23,944	\$58,790	\$0	\$65,035	\$177,305
506 572 202	Professional Services	\$574	\$813	\$839	\$835	\$311	\$835	\$835
506 572 371	Cedar RR Crossing Improvements	\$2,870	\$0	\$0	\$0	\$0	\$0	\$0
506 572 373	23rd St - Doug to Mul, Mul, 23rd to Donohoe	\$0	\$0	\$0	\$1,840,000	\$50,710	\$1,840,000	\$0
506 572 374	8th Street- Linn to Summit	\$0	\$0	\$0	\$1,385,000	\$0	\$50,000	\$200,000
506 572 375	Cedar RR Crossing Improvements	\$903	\$0	\$0	\$0	\$0	\$0	\$0
506 572 376	Open asphalt	\$460,763	\$578,159	\$624,303	\$550,000	\$0	\$550,000	\$550,000
506 572 377	8th Street, Burleigh to Ferdig	\$0	\$0	\$0	\$876,000	\$0	\$0	\$0
506 572 378	Douglas, 25th to 350' N of Anna	\$0	\$306,754	\$0	\$0	\$0	\$0	\$0
506 572 379	31st Street - Pedestrian Enhancements	\$0	\$12,492	\$1,388	\$23,612	\$0	\$23,612	\$0
506 572 380	33rd Street West of Broadway	\$0	\$0	\$0	\$0	\$0	\$0	\$100,000
506 572 381	3rd Street, Green to HWY 81	\$0	\$302,137	\$0	\$0	\$0	\$0	\$0
506 572 382	31st Street - Lighting Project	\$0	\$34,781	\$0	\$50,000	\$0	\$0	\$0
506 572 383	HWY 31st & Broadway - Intersection Improve	\$0	\$0	\$0	\$25,000	\$0	\$25,000	\$0
506 572 384	Walnut - 2nd to 4th	\$0	\$0	\$0	\$0	\$0	\$0	\$590,000
506 572 385	West City Limits Road	\$0	\$0	\$0	\$1,060,000	\$0	\$1,060,000	\$1,000,000
506 572 386	Bill Baggs Road, HWY 50 to Alumax Road	\$0	\$0	\$633,744	\$0	\$0	\$0	\$0
506 572 387	Bill Baggs Road Extension	\$0	\$0	\$11,470	\$22,000	\$0	\$0	\$0
506 572 388	Park Street, 8th to 10th	\$0	\$0	\$0	\$380,000	\$0	\$0	\$0
506 572 389	Downtown Improvements	\$53,249	\$315,371	\$143,915	\$966,000	\$8,515	\$966,000	\$0
506 572 390	Street Reconstruction	\$64,872	\$101,112	\$38,747	\$75,000	\$10,364	\$75,000	\$75,000
506 572 391	Douglas Ave, 2nd to 4th	\$0	\$0	\$0	\$667,000	\$240,358	\$667,000	\$0
506 572 392	Picotte, 4th to 6th	\$245,103	\$0	\$0	\$0	\$0	\$0	\$0
506 572 393	8th & Summit Intersection	\$92,493	\$0	\$0	\$0	\$0	\$0	\$0
506 572 394	Park Street, South of 4th	\$0	\$0	\$0	\$0	\$0	\$0	\$133,000
506 572 395	4th Street Reconstruction - City's Share	\$0	\$0	\$0	\$100,000	\$6,077	\$100,000	\$562,000
506 572 397	Locust, 4th to 8th	\$376,391	\$0	\$0	\$0	\$0	\$0	\$0
506 572 398	East Hwy 50 Corridor	\$0	\$0	\$1,034	\$200,000	\$1,034	\$200,000	\$0
506 572 588	Transfer to Pub Imp (Alcoa/Gehl/Brwnflds)	\$0	\$0	\$0	\$0	\$0	\$0	\$0
506 572 610	Transfer to General Fund - TID #5 (YAPG)	\$0	\$205,746	\$261,391	\$295,000	\$0	\$295,000	\$295,000
506 572 610	Transfer to General Fund - TID #5 (Road Proje	\$0	\$0	\$0	\$0	\$0	\$0	\$2,400,000
506 572 626	Transfer to Bridge & Street Fund	\$0	\$0	\$0	\$10,000	\$0	\$28,602	\$453,602
506 572 633	Transfer to 322	\$0	\$63,022	\$0	\$0	\$0	\$0	\$0
506 572 656	Transfer to Infrastructure Improvement	\$0	\$0	\$0	\$0	\$0	\$0	\$147,401
506 573 390	Storm Sewer Construction	\$0	\$36,099	\$513	\$12,000	\$0	\$12,000	\$12,000
506 573 391	Trail & Drainage Improvements	\$0	\$0	\$0	\$0	\$0	\$0	\$25,000
506 573 399	Mame Creek Tributary Master Plan Drainage	\$0	\$0	\$0	\$13,300	\$0	\$13,300	\$0
506 573 623	Transfer to Marne Creek Fund	\$0	\$0	\$0	\$117,000	\$0	\$113,000	\$60,000
506 573 xxx	Loan to Public Improvement / HSC	\$0	\$0	\$0	\$0	\$0	\$1,996,026	\$0
506 574 362	5th Street, Douglas to HWY 81	\$0	\$0	\$365,214	\$0	\$0	\$0	\$0
506 574 363	Alumax Road, Whiting to RR	\$0	\$0	\$251,557	\$0	\$0	\$0	\$0
506 574 364	Maple Street, 6th to 8th	\$0	\$0	\$0	\$0	\$0	\$0	\$275,000
506 574 365	5th Street, Burleigh to Mulberry	\$0	\$0	\$0	\$0	\$0	\$0	\$319,000
506 574 373	Permanent Pavement Markings	\$32,040	\$59,175	\$78,540	\$80,000	\$0	\$80,000	\$80,000
506 574 374	Summit Street, 9th to 15th (STIP)	\$0	\$6,180	\$0	\$0	\$0	\$0	\$0
506 574 375	15th Street, Whiting to Burleigh (STIP)	\$0	\$1,940	\$0	\$0	\$0	\$0	\$0
506 574 381	Downtown Alleys	\$0	\$0	\$71,604	\$135,000	\$45,999	\$135,000	\$135,000
506 574 390	Crushed Salvaged Concrete	\$0	\$199,900	\$0	\$200,000	\$185,294	\$185,295	\$0
506 574 392	21st Street, Peninah to Valley Road	\$137,665	\$0	\$0	\$0	\$0	\$0	\$0
506 574 398	Peninah, North of 31st	\$225,666	\$0	\$0	\$0	\$0	\$0	\$0
	<b>Total Expenditures</b>	<b>\$1,799,294</b>	<b>\$2,269,028</b>	<b>\$2,522,403</b>	<b>\$9,141,537</b>	<b>\$548,662</b>	<b>\$8,480,705</b>	<b>\$7,590,143</b>

**City of Yankton**  
**Adopted 2015 Budget**

Fund: **Special Capital Improvement Fund**

Activity: **Capital Projects**

ACCOUNT NO.	DESCRIPTION	2011 ACTUAL	2012 ACTUAL	2013 ACTUAL	2014 ADOPTED	2014 Y.T.D.	2014 ESTIMATED	2015 ADOPTED
	Prior Year Balance	\$3,855,622	\$4,493,664	\$5,564,309	\$1,511,730	\$6,680,034	\$6,680,034	\$2,705,195
506 3140	General Sales and Use Tax	\$2,325,154	\$2,670,203	\$3,399,569	\$3,208,104	\$1,362,023	\$3,272,266	\$3,337,711
506 3343	Federal Aid Urban	\$0	\$0	\$0	\$4,525,600	\$0	\$574,000	\$1,362,000
506 3384	Yankton County Share	\$0	\$0	\$212,604	\$280,600	\$212,604	\$646,600	\$610,000
506 3390	Yankton School District	\$49,741	\$0	\$0	\$0	\$0	\$0	\$0
506 3610	Interest	\$62,441	\$27,471	\$23,519	\$12,000	\$7,519	\$13,000	\$6,000
506 3660	Donation from private	\$0	\$0	\$2,436	\$0	\$0	\$0	\$0
506 3968	Transfer from "322"	\$0	\$641,999	\$0	\$0	\$0	\$0	\$0
	Revenues Subtotal	\$2,437,336	\$3,339,673	\$3,638,128	\$8,026,304	\$1,582,146	\$4,505,866	\$5,315,711
	Total Funds Available	\$6,292,958	\$7,833,337	\$9,202,437	\$9,538,034	\$8,262,180	\$11,185,900	\$8,020,906
506 574 390	Debt Service Reserve - Current	\$0	\$0	\$0	\$0	\$0	\$0	\$0
	Subtotal	\$6,292,958	\$7,833,337	\$9,202,437	\$9,538,034	\$1,582,146	\$11,185,900	\$8,020,906
	Total Expenditures	\$1,799,294	\$2,269,028	\$2,522,403	\$9,141,537	\$548,662	\$8,480,705	\$7,590,143
	Ending Balance	\$4,493,664	\$5,564,309	\$6,680,034	\$396,497	\$1,033,484	\$2,705,195	\$430,763

## **TAX INCREMENT DISTRICT #2 – Morgan Square ACCOUNT #509**

**PURPOSE OF THIS DEPARTMENT:** Why does this department exist?

The purpose of the Tax Increment District #2 – Morgan Square included the cost of improvements in tax increment financing District No. 2. State Law limits the time period for the installation of improvements with TID Funds to five years from the creation of the TID. The purpose of the fund is to collect TID #2 taxes, pay for current authorized expenditures, and to refund annual balances to the developer until public infrastructure expenses previously paid by the developer are retired.

**City of Yankton**  
**Adopted 2015 Budget**

**Fund: TID #2 Morgan Square**

**Activity: Capital Projects**

ACCOUNT NO.	DESCRIPTION	2011 ACTUAL	2012 ACTUAL	2013 ACTUAL	2014 ADOPTED	2014 Y.T.D.	2014 ESTIMATED	2015 ADOPTED
509 509 204	Southeast Properties, LLC	\$30,993	\$53,805	\$55,068	\$57,000	\$28,879	\$57,000	\$57,000
	Total Expenditures	\$30,993	\$53,805	\$55,068	\$57,000	\$28,879	\$57,000	\$57,000

**Fund: TID #2 Morgan Square**

**Activity: Capital Projects**

ACCOUNT NO.	DESCRIPTION	2011 ACTUAL	2012 ACTUAL	2013 ACTUAL	2014 ADOPTED	2014 Y.T.D.	2014 ESTIMATED	2015 ADOPTED
	Prior Year Balance	\$0	\$0	\$0	\$0	\$0	\$0	\$0
509 31xx	TID #2 Taxes - current	\$30,993	\$53,805	\$55,068	\$57,000	\$28,879	\$57,000	\$57,000
	Subtotal Revenues	\$30,993	\$53,805	\$55,068	\$57,000	\$28,879	\$57,000	\$57,000
	Total Funds Available	\$30,993	\$53,805	\$55,068	\$57,000	\$28,879	\$57,000	\$57,000
	Less Expenditures	\$30,993	\$53,805	\$55,068	\$57,000	\$28,879	\$57,000	\$57,000
	Ending Balance (excl land inventory)	\$0	\$0	\$0	\$0	\$0	\$0	\$0

## **TAX INCREMENT DISTRICT #5 – Menards ACCOUNT #510**

**PURPOSE OF THIS DEPARTMENT:** Why does this department exist?

The purpose of the Tax Increment District #5 – Greenbow Development LLC and Menards, Inc. included the cost of public improvements and site development in tax increment financing District No. 5. State Law limits the time period for the installation of improvements with TID Funds to five years from the creation of the TID. The purpose of the fund is to collect TID #5 taxes, pay for current authorized expenditures, and to reimburse the general fund for purchases made with revenues generated from the bond issuance. In 2015, the City will complete Douglas Avenue north of 33<sup>rd</sup> street to Wilson Road and Wilson Road from Douglas Avenue to Broadway. The completion of the project will spur interest and development in the TID #5.

**City of Yankton**  
**Adopted 2015 Budget**

Fund: **TID #5 Menards**

Activity: **Capital Projects**

ACCOUNT NO.	DESCRIPTION	2011 ACTUAL	2012 ACTUAL	2013 ACTUAL	2014 ADOPTED	2014 Y.T.D.	2014 ESTIMATED	2015 ADOPTED
510 588 566	Payment to YAPG (Sales Tax)	\$0	\$205,811	\$261,391	\$295,000	\$57,528	\$295,000	\$295,000
510 588 634	Transfer to Debt Service (Property Tax + BBB)	\$0	\$390,598	\$194,965	\$198,200	\$0	\$198,200	\$198,200
510 588 337	Douglas Ave & Wilson Road	\$0	\$0	\$0	\$0	\$0	\$0	\$2,400,000
	<b>Total Expenditures</b>	<b>\$0</b>	<b>\$596,409</b>	<b>\$456,356</b>	<b>\$493,200</b>	<b>\$57,528</b>	<b>\$493,200</b>	<b>\$2,893,200</b>

Fund: **TID #5 Menards**

Activity: **Capital Projects**

ACCOUNT NO.	DESCRIPTION	2011 ACTUAL	2012 ACTUAL	2013 ACTUAL	2014 ADOPTED	2014 Y.T.D.	2014 ESTIMATED	2015 ADOPTED
	Prior Year Balance	\$0	\$25	(\$596,344)	\$0	(\$984,162)	(\$984,162)	(\$989,757)
510 31xx	TID #5 Taxes - current	\$25	\$40	\$68,538	\$140,000	\$76,374	\$140,000	\$140,000
510 3190	Penalty & Interest on Del Taxes	\$0	\$0	\$0	\$0	\$207	\$207	\$0
510 3910	Loan from General Fund (Debt Service / BBB)	\$0	\$0	\$0	\$52,398	\$0	\$52,398	\$52,398
510 3910	Loan from General Fund (Sales Tax to YAPG)	\$0	\$0	\$0	\$295,000	\$0	\$295,000	\$295,000
510 3910	Loan from General Fund (Douglas Ave & Wils	\$0	\$0	\$0	\$0	\$0	\$0	\$2,400,000
	<b>Subtotal Revenues</b>	<b>\$25</b>	<b>\$40</b>	<b>\$68,538</b>	<b>\$487,398</b>	<b>\$76,581</b>	<b>\$487,605</b>	<b>\$2,887,398</b>
	<b>Total Funds Available</b>	<b>\$25</b>	<b>\$65</b>	<b>(\$527,806)</b>	<b>\$487,398</b>	<b>(\$907,581)</b>	<b>(\$496,557)</b>	<b>\$1,897,641</b>
	<b>Less Expenditures</b>	<b>\$0</b>	<b>\$596,409</b>	<b>\$456,356</b>	<b>\$493,200</b>	<b>\$57,528</b>	<b>\$493,200</b>	<b>\$2,893,200</b>
	<b>Ending Balance</b>	<b>\$25</b>	<b>(\$596,344)</b>	<b>(\$984,162)</b>	<b>(\$5,802)</b>	<b>(\$965,109)</b>	<b>(\$989,757)</b>	<b>(\$995,559)</b>
	<b>Owed to General Fund</b>	<b>\$0</b>	<b>\$596,344</b>	<b>\$984,161</b>			<b>\$1,331,559</b>	<b>\$1,678,957</b>

## **WATER ACCOUNT #601**

**PURPOSE OF THIS DEPARTMENT:** Why does this department exist?

To maintain and operate the distribution and treatment facility to meet federal and state regulations, have a minimum impact on the environment, and enhancing the quality of life for the community.

**DEPARTMENT PERSONNEL:** .5 Environmental Services Director, .5 Distribution Superintendent, one Plant Superintendent, one Plant Maintenance Superintendent, four Plant Operators and two Maintenance Personnel.

**City of Yankton**  
**Adopted 2015 Budget**

Fund: **Water**

Function: **Operations**

Activity: **Utilities Department**

ACCOUNT NO.	DESCRIPTION	2011 ACTUAL	2012 ACTUAL	2013 ACTUAL	2014 ADOPTED	2014 Y.T.D.	2014 ESTIMATED	2015 ADOPTED
	Operating Revenues	\$3,272,404	\$4,037,072	\$3,784,525	\$5,149,000	\$2,230,126	\$5,207,500	\$5,207,500
	Operating Expenses:							
	Personnel Services	\$597,862	\$613,590	\$593,814	\$717,963	\$297,315	\$641,932	\$682,482
	Insurance	\$50,226	\$50,045	\$49,441	\$57,710	\$50,266	\$54,962	\$57,710
	Professional Services	\$39,168	\$48,063	\$34,278	\$54,500	\$22,728	\$59,286	\$54,500
	State Fees	\$5,000	\$5,000	\$5,545	\$6,000	\$5,000	\$6,000	\$6,000
	Repairs & Maintenance	\$306,982	\$446,406	\$371,771	\$268,000	\$108,295	\$295,000	\$292,000
	Supplies & Materials	\$219,634	\$312,208	\$255,322	\$259,400	\$107,500	\$260,606	\$259,600
	Travel & Conference	\$1,813	\$1,355	\$4,446	\$4,450	\$261	\$3,450	\$4,450
	Utilities	\$173,185	\$217,631	\$207,993	\$211,000	\$119,043	\$226,000	\$226,000
	Billing & Administration	\$606,800	\$625,004	\$625,004	\$655,905	\$327,952	\$655,905	\$655,905
	Depreciation	\$515,313	\$579,543	\$647,959	\$579,543	\$311,093	\$647,959	\$647,959
	<b>Total Operating Expenses</b>	<b>\$2,515,983</b>	<b>\$2,898,845</b>	<b>\$2,795,573</b>	<b>\$2,814,471</b>	<b>\$1,349,453</b>	<b>\$2,851,100</b>	<b>\$2,886,606</b>
	<b>Total Operating Income(Loss)</b>	<b>\$756,421</b>	<b>\$1,138,227</b>	<b>\$988,952</b>	<b>\$2,334,529</b>	<b>\$880,673</b>	<b>\$2,356,400</b>	<b>\$2,320,894</b>
	Non-Operating Revenue(Expense)							
	Interest	\$31,473	\$17,648	\$14,335	\$10,000	\$6,174	\$10,000	\$10,000
	Reimbursements	\$10,233	\$5,447	\$2,100	\$0	\$0	\$0	\$0
	Miscellaneous	\$9,063	\$5,814	\$5,954	\$2,000	\$906	\$2,009	\$2,000
	Interest/Capital Lease	\$0	\$0	\$0	\$0	\$0	\$0	\$0
	Interest/SRF Loan	(\$218,093)	(\$216,727)	(\$191,951)	(\$218,510)	(\$108,521)	(\$212,620)	(\$553,332)
	<b>Net Income Before Transfers</b>	<b>\$589,097</b>	<b>\$950,409</b>	<b>\$819,390</b>	<b>\$2,128,019</b>	<b>\$779,232</b>	<b>\$2,155,789</b>	<b>\$1,779,562</b>
	Operating Transfer Out	\$52,000	\$52,000	\$52,000	\$52,000	\$26,000	\$52,000	\$52,000
	<b>Net Income</b>	<b>\$537,097</b>	<b>\$898,409</b>	<b>\$767,390</b>	<b>\$2,076,019</b>	<b>\$753,232</b>	<b>\$2,103,789</b>	<b>\$1,727,562</b>



**City of Yankton**  
**Adopted 2015 Budget**

Fund: **Water**

Function: **Water Revenue**

Activity: **Utilities Department**

ACCOUNT NO.	DESCRIPTION	2011 ACTUAL	2012 ACTUAL	2013 ACTUAL	2014 ADOPTED	2014 Y.T.D.	2014 ESTIMATED	2015 ADOPTED
601 3612	Sale of Fixed Assets	\$38	\$0	\$0	\$0	\$0	\$0	\$0
601 3810	Metered Sales	\$3,168,993	\$3,939,305	\$3,385,896	\$3,800,000	\$1,528,366	\$3,800,000	\$3,800,000
607 3809	Surcharge	\$0	\$0	\$296,922	\$1,250,000	\$647,282	\$1,300,000	\$1,300,000
601 3811	Bulk Sales	\$3,694	\$4,070	\$2,925	\$4,000	\$1,443	\$3,000	\$3,000
601 3812	Sale Service & Material	\$38,549	\$36,397	\$37,292	\$40,000	\$21,300	\$40,000	\$40,000
601 3814	Late Charge	\$61,130	\$57,300	\$61,490	\$55,000	\$31,735	\$64,500	\$64,500
	<b>Total Operating Revenues</b>	<b>\$3,272,404</b>	<b>\$4,037,072</b>	<b>\$3,784,525</b>	<b>\$5,149,000</b>	<b>\$2,230,126</b>	<b>\$5,207,500</b>	<b>\$5,207,500</b>
604 3614	State Revolving Fund Loan	\$1,118,297	\$88,668	\$573,145	\$9,000,000	\$0	\$19,500,000	\$9,000,000
	<b>Total Operating &amp; Other Revenues</b>	<b>\$4,390,701</b>	<b>\$4,125,740</b>	<b>\$4,357,670</b>	<b>\$14,149,000</b>	<b>\$2,230,126</b>	<b>\$24,707,500</b>	<b>\$14,207,500</b>
601 3615	Misc Reimbursements	\$807	\$2,612	\$1,266	\$0	\$0	\$0	\$0
601 3640	Compensation Loss & Damage	\$10,233	\$5,447	\$834	\$0	\$0	\$0	\$0
602 3610	Interest	\$31,473	\$17,648	\$14,335	\$10,000	\$6,174	\$10,000	\$10,000
602 3821	Other Non-operational	\$8,251	\$3,279	\$4,703	\$2,000	\$897	\$2,000	\$2,000
602 3822	Cash(Long)	\$5	\$30	\$25	\$0	\$25	\$25	\$0
	<b>Total Nonoperating Revenues</b>	<b>\$50,769</b>	<b>\$29,016</b>	<b>\$21,163</b>	<b>\$12,000</b>	<b>\$7,096</b>	<b>\$12,025</b>	<b>\$12,000</b>

**City of Yankton**  
**Adopted 2015 Budget**

Fund: **Water**

Function: **Operation Expenses**

Activity: **Utilities Department**

ACCOUNT NO.	DESCRIPTION	2011 ACTUAL	2012 ACTUAL	2013 ACTUAL	2014 ADOPTED	2014 Y.T.D.	2014 ESTIMATED	2015 ADOPTED
601 601 101	Regular Salaries & Wages	\$433,659	\$433,599	\$428,027	\$496,229	\$213,611	\$440,868	\$459,543
601 601 102	Temp. Salaries & Wages	\$0	\$1,356	\$3,368	\$6,000	\$1,695	\$6,000	\$18,000
601 601 103	Overtime Wages	\$21,116	\$32,151	\$22,600	\$25,000	\$10,881	\$25,000	\$25,000
601 601 111	OASI	\$33,655	\$35,157	\$33,456	\$40,333	\$17,079	\$36,098	\$38,445
601 601 121	Retirement	\$26,785	\$27,946	\$26,429	\$31,274	\$13,470	\$31,274	\$29,073
601 601 131	Worker's Compensation	\$8,990	\$9,103	\$9,169	\$25,680	(\$409)	\$10,000	\$10,500
601 601 132	Group Insurance	\$75,210	\$75,944	\$70,014	\$91,892	\$40,450	\$91,892	\$101,081
601 601 133	Unemployment Insurance	\$702	\$589	\$751	\$1,555	\$538	\$800	\$840
		(\$2,255)	(\$2,255)	(\$2,255)				
	Subtotal Personnel Services	\$597,862	\$613,590	\$591,559	\$717,963	\$297,315	\$641,932	\$682,482
601 601 201	Insurance	\$50,226	\$50,045	\$49,441	\$57,710	\$50,266	\$54,962	\$57,710
601 601 202	Professional Services	\$25,873	\$32,421	\$24,184	\$40,000	\$13,174	\$40,000	\$40,000
601 601 203	Audit	\$6,797	\$8,860	\$6,912	\$12,000	\$3,534	\$12,000	\$12,000
601 601 205	State Permit Fee	\$5,000	\$5,000	\$5,545	\$6,000	\$5,000	\$6,000	\$6,000
601 601 208	Locates	\$988	\$940	\$986	\$1,500	\$234	\$1,500	\$1,500
601 601 211	Publishing	\$5,510	\$5,750	\$2,190	\$1,000	\$5,641	\$5,641	\$1,000
601 601 212	Rentals	\$0	\$92	\$6	\$0	\$145	\$145	\$0
601 601 221	Rep. & Maint. - Plant	\$67,785	\$200,231	\$147,136	\$80,000	\$52,947	\$80,000	\$80,000
601 601 222	Rep. & Maint. - Vehicles	\$725	\$1,795	\$725	\$2,500	\$135	\$2,500	\$2,500
601 601 223	Rep. & Maint. - Buildings	\$4,961	\$2,504	\$5,833	\$4,500	\$137	\$4,500	\$4,500
601 601 224	Rep. & Maint. - Central Garage	\$14,407	\$16,133	\$15,970	\$23,000	\$7,504	\$23,000	\$23,000
601 601 225	Rep. & Maint. - Other	\$933	\$145	\$0	\$0	\$0	\$0	\$0
601 601 226	Rep. & Maint. - Distribution	\$92,810	\$45,706	\$68,598	\$75,000	\$26,844	\$75,000	\$75,000
601 601 227	Rep. & Maint. - Meters	\$62,508	\$66,209	\$86,785	\$18,000	\$20,728	\$45,000	\$42,000
601 601 228	Sludge Removal	\$62,853	\$113,683	\$46,724	\$65,000	\$0	\$65,000	\$65,000
601 601 231	Postage	\$10,308	\$9,421	\$12,325	\$10,000	\$4,150	\$10,000	\$10,000
601 601 232	Office Supplies	\$1,978	\$917	\$1,761	\$1,200	\$339	\$1,200	\$1,200
601 601 234	Copies	\$300	\$80	\$80	\$350	\$19	\$350	\$350
601 601 235	Subscriptions & Publications	\$0	\$0	\$3,823	\$250	\$0	\$250	\$250
601 601 236	Janitorial Supplies	\$1,495	\$578	\$56	\$850	\$125	\$850	\$850
601 601 240	Chemical & Gases	\$196,269	\$295,011	\$225,984	\$240,000	\$98,651	\$240,000	\$240,000
601 601 241	Agricultural Supplies	\$1,375	\$1,649	\$1,853	\$1,500	\$0	\$1,700	\$1,700
601 601 243	Med., Safety, & Lab. Supplies	\$5,776	\$3,431	\$8,720	\$4,000	\$2,524	\$4,000	\$4,000
601 601 244	Uniforms & Dry Goods	\$630	\$55	\$228	\$600	\$36	\$600	\$600
601 601 247	Small Tools & Hardware	\$1,503	\$1,066	\$492	\$650	\$1,656	\$1,656	\$650
601 601 261	Membership Dues	\$1,013	\$539	\$748	\$950	\$78	\$950	\$950
601 601 263	Travel	\$0	\$0	\$0	\$1,000	\$0	\$0	\$1,000
601 601 264	Schools	\$800	\$816	\$3,698	\$2,500	\$183	\$2,500	\$2,500
601 601 271	Telephone	\$6,089	\$6,759	\$5,772	\$5,500	\$3,225	\$5,500	\$5,500
601 601 272	Electricity	\$139,219	\$190,265	\$176,334	\$160,000	\$80,375	\$175,000	\$175,000
601 601 273	Fuel-Heating	\$27,461	\$20,175	\$25,467	\$45,000	\$35,243	\$45,000	\$45,000
601 601 276	Landfill	\$416	\$432	\$420	\$500	\$200	\$500	\$500
601 601 281	Billing & Administration	\$606,800	\$625,004	\$625,004	\$655,905	\$327,952	\$655,905	\$655,905
601 601 291	Depreciation	\$515,313	\$579,543	\$647,959	\$579,543	\$311,093	\$647,959	\$647,959
	Subtotal Other Current Expenditures	\$1,918,121	\$2,285,255	\$2,201,759	\$2,096,508	\$1,052,138	\$2,209,168	\$2,204,124
	Total Operating Expenses	\$2,515,983	\$2,898,845	\$2,793,318	\$2,814,471	\$1,349,453	\$2,851,100	\$2,886,606

**City of Yankton**  
**Adopted 2015 Budget**

Fund: **Water**

Function: **Improvements & Extension**

Activity: **Utilities Department**

ACCOUNT NO.	DESCRIPTION	2011 ACTUAL	2012 ACTUAL	2013 ACTUAL	2014 ADOPTED	2014 Y.T.D.	2014 ESTIMATED	2015 ADOPTED
	Revenues:							
	Net Income	\$537,097	\$898,409	\$767,390	\$2,076,019	\$753,232	\$2,103,789	\$1,727,562
	Depreciation	\$515,313	\$579,543	\$647,959	\$579,543	\$311,093	\$647,959	\$647,959
	Grants & Loans	\$1,118,297	\$88,668	\$573,145	\$9,000,000	\$0	\$19,500,000	\$9,000,000
	Beginning Balance	\$2,597,031	\$3,782,922	\$5,030,313	\$314,619	\$5,349,540	\$5,349,540	\$7,334,200
	<b>Total Funds Available</b>	<b>\$4,767,738</b>	<b>\$5,349,542</b>	<b>\$7,018,807</b>	<b>\$11,970,181</b>	<b>\$6,413,865</b>	<b>\$27,601,288</b>	<b>\$18,709,721</b>
	Application of Funds Available:							
	Principal	\$228,271	\$339,647	\$354,238	\$380,799	\$190,983	\$387,222	\$649,847
	Equipment	\$1,560	\$35,219	\$14,676	\$109,000	\$12,921	\$20,000	\$63,500
	Main Replacement / Extension	\$640,505	(\$107,816)	\$894,257	\$9,831,700	\$932,601	\$19,784,866	\$9,500,000
	Capital Repair and Maintenance	\$0	\$0	\$0	\$50,000	\$0	\$0	\$525,000
	WTP Repairs	\$0	\$0	\$0	\$0	\$0	\$0	\$0
	Reserve for Future Improvements	\$0	\$26,336	\$0	\$75,000	\$0	\$75,000	\$75,000
	<b>Total Applied</b>	<b>\$870,336</b>	<b>\$293,386</b>	<b>\$1,263,171</b>	<b>\$10,446,499</b>	<b>\$1,136,505</b>	<b>\$20,267,088</b>	<b>\$10,813,347</b>
	Due To / Due From	\$114,480	\$25,843	\$406,096	\$0	\$0	\$0	\$0
	<b>Ending Balance</b>	<b>\$3,782,922</b>	<b>\$5,030,313</b>	<b>\$5,349,540</b>	<b>\$1,523,682</b>	<b>\$5,277,360</b>	<b>\$7,334,200</b>	<b>\$7,896,374</b>



## **WASTEWATER ACCOUNT #611**

**PURPOSE OF THIS DEPARTMENT:** Why does this department exist?

To maintain and operate the collection and treatment facility to meet federal and state regulations, have a minimum impact on the environment, and enhancing the quality of life for the community.

**DEPARTMENT PERSONNEL:** .5 Environmental Services Director, .5 Collection Superintendent, one Plant Superintendent, two Maintenance Personnel, one Plant Maintenance Superintendent, one Senior Lab Tech, one Lab Tech, two Plant Operators and two part-time weekend operators.

**City of Yankton**  
Adopted 2015 Budget

\$10,813,347

Fund: **Wastewater**

Function: **Operations**

Activity: **Utilities Department**

ACCOUNT NO.	DESCRIPTION	2011 ACTUAL	2012 ACTUAL	2013 ACTUAL	2014 ADOPTED	2014 Y.T.D.	2014 ESTIMATED	2015 ADOPTED
	Operating Revenues	\$2,684,692	\$2,814,944	\$2,935,217	\$2,970,200	\$1,483,077	\$3,111,710	\$3,266,996
	Operating Expenses:							
	Personnel Services	\$533,104	\$545,483	\$544,058	\$644,841	\$257,444	\$576,238	\$603,010
	Insurance	\$79,841	\$81,148	\$80,146	\$97,020	\$81,483	\$82,000	\$86,100
	Professional Services	\$26,622	\$74,092	\$161,594	\$36,700	\$34,545	\$49,181	\$38,100
	State Fees	\$12,500	\$12,500	\$12,500	\$12,500	\$12,500	\$12,500	\$12,500
	Publishing	\$20	\$41	\$40	\$225	\$0	\$225	\$225
	Repairs & Maintenance	\$346,351	\$297,013	\$237,282	\$243,000	\$87,610	\$290,500	\$291,500
	Supplies & Materials	\$54,862	\$32,464	\$44,662	\$56,300	\$21,887	\$56,300	\$56,300
	Travel & Conference	\$654	\$1,379	\$2,394	\$4,600	\$604	\$4,600	\$4,600
	Utilities	\$162,239	\$160,463	\$176,092	\$193,450	\$146,809	\$244,450	\$205,450
	Billing & Administration	\$583,876	\$601,392	\$601,392	\$626,754	\$313,377	\$626,754	\$626,754
	Depreciation	\$1,102,166	\$1,083,072	\$1,072,719	\$1,083,072	\$536,764	\$1,072,719	\$1,072,719
	Total Operating Expenses	\$2,902,235	\$2,889,047	\$2,932,879	\$2,998,462	\$1,493,023	\$3,015,467	\$2,997,258
	Net Operating Income(Loss)	(\$217,543)	(\$74,103)	\$2,338	(\$28,262)	(\$9,946)	\$96,243	\$269,738
	Non-Operating Revenue(Expense)							
	Interest	\$22,758	\$8,610	\$5,994	\$5,000	\$2,200	\$6,000	\$6,000
	Intergovernmental (grant)	\$90,455	\$27,812	\$0	\$0	\$0	\$0	\$0
	Miscellaneous	\$31,402	\$8,250	\$24,482	\$2,900	\$984	\$3,509	\$2,900
	Interest & Fiscal Charges	(\$466,330)	(\$248,112)	(\$218,953)	(\$204,458)	(\$104,056)	(\$204,958)	(\$283,475)
	Loss on Assets	\$38	\$0	\$0	\$0	\$0	\$0	\$0
	Net Income Before Transfers	(\$539,220)	(\$277,543)	(\$186,139)	(\$224,820)	(\$110,818)	(\$99,206)	(\$4,837)
	Operating Transfer Out	\$40,700	\$40,700	\$40,700	\$40,700	\$20,350	\$40,700	\$40,700
	Net Income	(\$579,920)	(\$318,243)	(\$226,839)	(\$265,520)	(\$131,168)	(\$139,906)	(\$45,537)

**City of Yankton**  
**Adopted 2015 Budget**

Fund: **Wastewater**

**Estimated Revenue**

Activity: **Utilities Department**

ACCOUNT NO.	DESCRIPTION	2011 ACTUAL	2012 ACTUAL	2013 ACTUAL	2014 ADOPTED	2014 Y.T.D.	2014 ESTIMATED	2015 ADOPTED
611 3311	FEMA Federal	\$79,813	\$0	\$0	\$0	\$0	\$0	\$0
611 3312	EDA Liftstation	\$0	\$27,812	\$0	\$0	\$0	\$2,069,600	\$0
611 3340	FEMA State	\$10,642	\$0	\$0	\$0	\$0	\$0	\$0
611 3610	Interest	\$22,758	\$8,610	\$5,994	\$5,000	\$2,200	\$6,000	\$6,000
611 3612	Gain on Sale of Assets	\$38	\$0	\$0	\$0	\$0	\$0	\$0
611 3615	Miscellaneous Reimbursements	\$19,371	\$44	\$440	\$0	\$0	\$0	\$0
611 3640	Compensation Loss & Damage	\$9,447	\$4,357	\$294	\$0	\$0	\$0	\$0
611 3665	Cont Capital Rev - Customer	\$0	\$0	\$18,744	\$0	\$0	\$0	\$0
611 3840	Other Non-Operational-Wastwtr	\$2,137	\$3,335	\$4,702	\$2,500	\$897	\$3,109	\$2,500
611 3841	Special Hookup Fees	\$409	\$514	\$302	\$400	\$87	\$400	\$400
614 3340	Sate Revolving Loan Fund - Grant	\$0	\$0	\$0	\$0	\$0	\$370,000	\$0
614 3614	State Revolving Loan Fund	\$0	\$0	\$0	\$600,000	\$0	\$2,730,000	\$600,000
	Total Nonoperating Revenues	\$144,615	\$44,672	\$30,476	\$607,900	\$3,184	\$5,179,109	\$608,900
611 3812	Sale Service & Material	\$75	\$10	\$90	\$200	\$475	\$475	\$200
611 3830	Sewer User Fee	\$2,684,617	\$2,814,934	\$2,935,127	\$2,970,000	\$1,482,602	\$3,111,235	\$3,266,796
	Total Operating Revenues	\$2,684,692	\$2,814,944	\$2,935,217	\$2,970,200	\$1,483,077	\$3,111,710	\$3,266,996

**City of Yankton**  
Adopted 2015 Budget

Fund: Wastewater

Function: Operating Expenses

Activity: Utilities Department

ACCOUNT NO.	DESCRIPTION	2011 ACTUAL	2012 ACTUAL	2013 ACTUAL	2014 ADOPTED	2014 Y.T.D.	2014 ESTIMATED	2015 ADOPTED
611 611 101	Regular Wages	\$385,815	\$394,748	\$401,974	\$457,259	\$188,263	\$414,033	\$431,571
611 611 102	Temporary Wages	\$10,128	\$16,812	\$12,823	\$23,000	\$5,661	\$23,000	\$23,000
611 611 103	Overtime Wages	\$8,091	\$5,887	\$7,355	\$7,000	\$1,761	\$7,000	\$7,000
611 611 111	OASI	\$29,121	\$29,661	\$29,266	\$37,275	\$14,018	\$33,969	\$35,310
611 611 121	Retirement	\$23,643	\$23,923	\$23,873	\$27,856	\$11,401	\$25,262	\$26,314
611 611 131	Worker's Compensation	\$7,361	\$7,308	\$7,359	\$8,386	(\$328)	\$8,386	\$8,805
611 611 132	Group Insurance	\$68,238	\$66,506	\$60,798	\$82,567	\$36,131	\$63,838	\$70,222
611 611 133	Unemployment Insurance	\$707	\$638	\$610	\$1,498	\$537	\$750	\$788
		(\$1,754)	(\$1,754)	(\$1,753)				
	Subtotal Personnel Services	\$531,350	\$543,729	\$542,305	\$644,841	\$257,444	\$576,238	\$603,010
611 611 201	Insurance	\$79,841	\$81,148	\$80,146	\$97,020	\$81,483	\$82,000	\$86,100
611 611 202	Professional Services	\$18,974	\$64,292	\$153,696	\$30,000	\$30,777	\$41,181	\$30,000
611 611 203	Audit	\$6,797	\$8,860	\$6,912	\$5,500	\$3,534	\$7,000	\$7,000
611 611 205	State Permit Fee	\$12,500	\$12,500	\$12,500	\$12,500	\$12,500	\$12,500	\$12,500
611 611 208	Locates	\$851	\$940	\$986	\$1,200	\$234	\$1,000	\$1,100
611 611 211	Publishing	\$20	\$41	\$40	\$225	\$0	\$225	\$225
611 611 221	Rep. & Maint. - Plant	\$81,201	\$76,793	\$74,057	\$85,000	\$58,300	\$85,000	\$85,000
611 611 222	Rep. & Maint. - Vehicles	\$282	\$1,047	\$356	\$3,000	\$179	\$2,000	\$2,000
611 611 223	Rep. & Maint. - Buildings	\$795	\$9	\$0	\$2,000	\$212	\$1,000	\$1,000
611 611 224	Rep. & Maint. - Central Garage	\$16,274	\$19,546	\$22,252	\$17,000	\$6,826	\$22,500	\$23,500
611 611 226	Rep. & Maint. - Collection Sys.	\$128,574	\$75,981	\$3,083	\$55,000	\$1,385	\$55,000	\$55,000
611 611 227	Rep. & Maint. - Water Meter	\$62,508	\$61,417	\$86,262	\$16,000	\$20,708	\$60,000	\$60,000
611 611 228	Sludge Removal	\$56,717	\$62,220	\$51,272	\$65,000	\$0	\$65,000	\$65,000
611 611 231	Postage	\$10,887	\$11,423	\$12,069	\$12,000	\$5,110	\$12,000	\$12,000
611 611 232	Office Supplies	\$555	\$491	\$757	\$1,000	\$507	\$1,000	\$1,000
611 611 233	Printing	\$1,580	\$295	\$1,425	\$1,500	\$56	\$1,500	\$1,500
611 611 234	Copies	\$37	\$1	\$19	\$200	\$1	\$200	\$200
611 611 235	Subscriptions & Publications	\$2,732	\$0	\$119	\$150	\$59	\$150	\$150
611 611 236	Janitorial Supplies	\$1,959	\$630	\$2,562	\$700	\$898	\$700	\$700
611 611 240	Chemicals & Gases	\$20,587	\$9,023	\$17,376	\$25,000	\$9,395	\$25,000	\$25,000
611 611 241	Agricultural Supplies	\$2,108	\$1,262	\$285	\$1,500	\$1,413	\$1,500	\$1,500
611 611 243	Med., Safety, & Lab. Supplies	\$11,872	\$8,550	\$9,325	\$13,000	\$3,964	\$13,000	\$13,000
611 611 244	Uniforms & Dry Goods	\$236	\$55	\$0	\$500	\$181	\$500	\$500
611 611 247	Small Tools & Hardware	\$2,309	\$734	\$725	\$750	\$303	\$750	\$750
611 611 261	Membership Dues	\$66	\$539	\$566	\$600	\$66	\$600	\$600
611 611 263	Travel Expense	\$0	\$585	\$848	\$1,000	\$388	\$1,000	\$1,000
611 611 264	Schools	\$588	\$255	\$980	\$3,000	\$150	\$3,000	\$3,000
611 611 271	Telephone	\$6,062	\$5,981	\$5,989	\$6,000	\$3,144	\$6,000	\$6,000
611 611 272	Electricity	\$108,423	\$114,409	\$118,112	\$130,000	\$68,055	\$120,000	\$130,000
611 611 273	Fuel-Heating	\$39,347	\$26,536	\$39,689	\$45,000	\$70,782	\$100,000	\$50,000
611 611 274	Water Service	\$8,231	\$13,393	\$12,018	\$12,000	\$4,736	\$18,000	\$19,000
611 611 276	Landfill	\$176	\$144	\$184	\$350	\$92	\$350	\$350
611 611 277	Rubble	\$0	\$0	\$100	\$100	\$0	\$100	\$100
611 611 281	Billing & Administration	\$583,876	\$601,392	\$601,392	\$626,754	\$313,377	\$626,754	\$626,754
611 611 291	Depreciation	\$1,102,166	\$1,083,072	\$1,072,719	\$1,083,072	\$536,764	\$1,072,719	\$1,072,719
	Subtotal Other Current Expenditures	\$2,369,131	\$2,343,564	\$2,388,821	\$2,353,621	\$1,235,579	\$2,439,229	\$2,394,248
	Total Operating Expenditures	\$2,900,481	\$2,887,293	\$2,931,126	\$2,998,462	\$1,493,023	\$3,015,467	\$2,997,258



**City of Yankton**  
Adopted 2015 Budget

Fund: **Wastewater**

Function: **Improvement & Extension**

Activity: **Utilities Department**

ACCOUNT NO.	DESCRIPTION	2011 ACTUAL	2012 ACTUAL	2013 ACTUAL	2014 ADOPTED	2014 Y.T.D.	2014 ESTIMATED	2015 ADOPTED
	Revenues:							
	Net Gain(Loss)	(\$579,920)	(\$318,243)	(\$226,839)	(\$265,520)	(\$131,168)	(\$139,906)	(\$45,537)
	Depreciation	\$1,102,166	\$1,083,072	\$1,072,719	\$1,083,072	\$536,764	\$1,072,719	\$1,072,719
	Revolving Loan Fund	\$0	\$0	\$0	\$600,000	\$0	\$5,169,600	\$600,000
	Beginning Balance	\$2,152,107	\$1,880,514	\$1,786,666	\$1,879,954	\$1,635,943	\$1,635,943	\$1,168,748
	<b>Total Funds Available</b>	<b>\$2,674,315</b>	<b>\$2,645,343</b>	<b>\$2,632,546</b>	<b>\$3,297,506</b>	<b>\$2,041,539</b>	<b>\$7,738,356</b>	<b>\$2,795,930</b>
	Application of Funds Available							
	Principal on Debt	\$736,495	\$704,101	\$719,176	\$739,608	\$150,977	\$739,608	\$883,912
	Equipment	\$6,785	\$25,874	\$0	\$70,700	\$12,921	\$20,000	\$388,200
	Plant Improvements	\$0	\$0	\$0	\$0	\$0	\$0	\$100,000
	Capital Repairs and Maintenance	\$0	\$0	\$0	\$75,000	\$0	\$25,000	\$195,000
	Special Projects	\$0	\$34,763	\$236,595	\$0	\$6,720	\$5,150,000	\$0
	Reserve for Future Improvements	\$0	\$0	\$0	\$35,000	\$0	\$35,000	\$35,000
	<b>Total Applied</b>	<b>\$743,280</b>	<b>\$764,738</b>	<b>\$955,771</b>	<b>\$1,520,308</b>	<b>\$170,618</b>	<b>\$6,569,608</b>	<b>\$1,602,112</b>
	Due From / Due To Account Adjustment	\$50,521	\$93,939	\$40,832	\$0	\$0	\$0	\$0
	<b>Ending Balance</b>	<b>\$1,880,514</b>	<b>\$1,786,666</b>	<b>\$1,635,943</b>	<b>\$1,777,198</b>	<b>\$1,870,921</b>	<b>\$1,168,748</b>	<b>\$1,193,818</b>

**City of Yankton**  
Adopted 2015 Budget

Fund: **Wastewater**

Function: **Improvement & Extension**

Activity: **Utilities Department**

ACCOUNT NO.	DESCRIPTION	2011 ACTUAL	2012 ACTUAL	2013 ACTUAL	2014 ADOPTED	2014 Y.T.D.	2014 ESTIMATED	2015 ADOPTED
614 614 411	SRF Loan Bond Interest	\$291,667	\$139,391	\$129,228	\$121,370	\$62,012	\$121,370	\$209,087
615 615 411	WW Bond Refund Interest	\$78,057	\$99,288	\$91,379	\$83,088	\$41,544	\$83,088	\$74,388
615 615 420	WW Bond Refund Premium Amt Exp	\$7,279	\$0	(\$1,654)	\$0	\$0	\$0	\$0
615 615 421	WW Bond Refund Fiscal Fees	\$14,225	\$500	\$0	\$0	\$500	\$500	\$0
615 615 422	WW Bond Refund Issuance Cost	\$49,738	\$8,933	\$0	\$0	\$0	\$0	\$0
615 615 423	WW Bond Refund Insurance	\$25,364	\$0	\$0	\$0	\$0	\$0	\$0
	<b>Total Interest&amp;Fiscal Fees</b>	<b>\$466,330</b>	<b>\$248,112</b>	<b>\$218,953</b>	<b>\$204,458</b>	<b>\$104,056</b>	<b>\$204,958</b>	<b>\$283,475</b>
611 611 580	Loss on Assets	\$0	\$0	\$0	\$0	\$0	\$0	\$0
	<b>Total Nonoperating Expenses</b>	<b>\$466,330</b>	<b>\$248,112</b>	<b>\$218,953</b>	<b>\$204,458</b>	<b>\$104,056</b>	<b>\$204,958</b>	<b>\$283,475</b>
611 611 610	Transfer to General	\$40,700	\$40,700	\$40,700	\$40,700	\$20,350	\$40,700	\$40,700
615 615 660	Transfer to WW State Revolving Loan	\$0	\$0	\$3,400,000	\$3,400,000	\$0	\$3,400,000	\$0
611 611 301	Capital Repair and Maintenance	\$0	\$0	\$0	\$75,000	\$0	\$25,000	\$195,000
611 611 322	Outfall Pipe	\$0	\$15,443	\$0	\$0	\$0	\$400,000	\$0
611 611 324	Lift Station Rehab	\$0	\$19,320	\$236,595	\$0	\$6,720	\$4,750,000	\$0
611 611 326	East Hwy 50 Utilities	\$0	\$0	\$0	\$600,000	\$0	\$600,000	\$0
611 611 328	27th Street, Broadway to Douglas	\$0	\$0	\$0	\$0	\$0	\$0	\$100,000
611 611 338	East Hwy 50 Extension	\$0	\$0	\$0	\$0	\$9,866	\$9,866	\$0
611 611 350	Equipment	\$6,785	\$25,874	\$0	\$70,700	\$12,921	\$20,000	\$388,200
611 611 390	Reserve for Future Improvements	\$0	\$0	\$0	\$35,000	\$0	\$35,000	\$35,000
614 614 431	Other Debt Service	\$64,878	\$0	\$0	\$0	\$0	\$0	\$0
614 614 441	State Revolving Loan Fund Principal	\$441,617	\$284,101	\$294,176	\$304,608	\$150,977	\$304,608	\$438,912
615 615 441	WW Bond Refund Principal	\$230,000	\$420,000	\$425,000	\$435,000	\$0	\$435,000	\$445,000
	<b>Total Imp. &amp; Extensions</b>	<b>\$743,280</b>	<b>\$764,738</b>	<b>\$955,771</b>	<b>\$1,520,308</b>	<b>\$180,484</b>	<b>\$6,579,474</b>	<b>\$1,602,112</b>

**CEMETERY  
ACCOUNT #621**

**PURPOSE OF THIS DEPARTMENT:** Why does this department exist?

The mission of the division is to enhance the quality of life for the citizens of Yankton and the surrounding area by providing a well-maintained and well-documented cemetery.

**DEPARTMENT PERSONNEL:** one Equipment Operator and one seasonal worker.

**City of Yankton**  
**Adopted 2015 Budget**

Fund: Cemetery

Function: Operations

Activity: Parks & Recreation

ACCOUNT NO.	DESCRIPTION	2011 ACTUAL	2012 ACTUAL	2013 ACTUAL	2014 ADOPTED	2014 Y.T.D.	2014 ESTIMATED	2015 ADOPTED
	Operating Revenues	\$25,822	\$27,570	\$23,985	\$28,300	\$12,729	\$23,000	\$23,000
	Operating Expenses:							
	Personnel Services	\$53,663	\$56,143	\$57,777	\$62,599	\$28,769	\$61,666	\$64,510
	Insurance	\$473	\$479	\$471	\$525	\$480	\$525	\$551
	Repairs & Maintenance	\$12,363	\$13,451	\$17,881	\$13,200	\$4,720	\$13,200	\$13,200
	Supplies & Materials	\$909	\$1,572	\$674	\$4,300	\$1,238	\$4,300	\$4,300
	Utilities	\$989	\$872	\$1,194	\$1,500	\$976	\$1,700	\$1,700
	Total Operating Expenses	\$68,397	\$72,517	\$78,023	\$82,124	\$36,189	\$81,391	\$84,261
	Net Operating Income(Loss)	(\$42,575)	(\$44,947)	(\$54,038)	(\$53,824)	(\$23,460)	(\$58,391)	(\$61,261)
	Non-Operating Revenue(Expense)							
	Interest	\$1,756	\$792	\$554	\$300	\$219	\$450	\$450
	Miscellaneous	\$750	\$2,067	\$1,250	\$1,300	\$850	\$1,300	\$1,300
	Operating Transfers In	\$39,969	\$51,698	\$60,459	\$109,478	\$54,739	\$109,478	\$111,469
	Total Non-Operating Revenue	\$42,475	\$54,557	\$62,263	\$111,078	\$55,808	\$111,228	\$113,219
	Due From / Due To Account Adjustment	\$0	\$0	\$0	\$0	\$0	\$0	\$0
	Net Income (Loss)	(\$100)	\$9,610	\$8,225	\$57,254	\$32,348	\$52,837	\$51,958

**City of Yankton**  
**Adopted 2015 Budget**

Fund: Cemetery

Estimated Revenue

Activity: Parks & Recreation

ACCOUNT NO.	DESCRIPTION	2011 ACTUAL	2012 ACTUAL	2013 ACTUAL	2014 ADOPTED	2014 Y.T.D.	2014 ESTIMATED	2015 ADOPTED
621 3491	Other Non-Taxable	\$0	\$0	\$0	\$0	\$0	\$0	\$0
621 3610	Interest	\$1,756	\$792	\$554	\$300	\$219	\$450	\$450
621 3640	Compensation Loss & Damage	\$0	\$267	\$0	\$0	\$0	\$0	\$0
621 3863	Sale of Lots-Perpetual Care	\$0	\$0	\$0	\$0	\$0	\$0	\$0
621 3864	Other Nonoperational Income	\$750	\$1,800	\$1,250	\$1,300	\$850	\$1,300	\$1,300
621 3910	Transfer from General Fund	\$39,969	\$51,698	\$60,459	\$109,478	\$54,739	\$109,478	\$111,469
	<b>Total Nonoperating Revenue</b>	<b>\$42,475</b>	<b>\$54,557</b>	<b>\$62,263</b>	<b>\$111,078</b>	<b>\$55,808</b>	<b>\$111,228</b>	<b>\$113,219</b>
621 3860	Sale of Lots - Operational	\$11,600	\$12,150	\$10,460	\$13,000	\$5,690	\$10,000	\$10,000
621 3861	Grave Openings	\$14,222	\$14,300	\$12,840	\$15,000	\$7,039	\$13,000	\$13,000
621 3865	Grave Openings Non-Taxable	\$0	\$1,120	\$685	\$0	\$0	\$0	\$0
621 3862	Other Operational - Cemetery	\$0	\$0	\$0	\$300	\$0	\$0	\$0
	<b>Total Operating Revenue</b>	<b>\$25,822</b>	<b>\$27,570</b>	<b>\$23,985</b>	<b>\$28,300</b>	<b>\$12,729</b>	<b>\$23,000</b>	<b>\$23,000</b>

**City of Yankton**  
**Adopted 2015 Budget**

Fund: Cemetery

Function: Operating Expenses

Activity: Parks & Recreation

ACCOUNT NO.	DESCRIPTION	2011 ACTUAL	2012 ACTUAL	2013 ACTUAL	2014 ADOPTED	2014 Y.T.D.	2014 ESTIMATED	2015 ADOPTED
621 621 101	Regular Wages	\$36,918	\$38,611	\$40,143	\$41,766	\$19,884	\$41,766	\$43,535
621 621 102	Temporary Wages	\$3,335	\$3,698	\$3,342	\$4,400	\$1,976	\$4,400	\$4,400
621 621 103	Overtime Wages	\$413	\$290	\$883	\$500	\$238	\$500	\$500
621 621 111	OASI	\$3,036	\$3,151	\$3,297	\$3,570	\$1,669	\$3,570	\$3,705
621 621 121	Retirement	\$2,240	\$2,334	\$2,462	\$2,536	\$1,207	\$2,536	\$2,642
621 621 131	Worker's Compensation	\$909	\$914	\$904	\$1,065	(\$40)	\$1,014	\$1,065
621 621 132	Group Insurance	\$6,720	\$7,064	\$6,661	\$8,547	\$3,768	\$7,770	\$8,547
621 621 133	Unemployment Insurance	\$92	\$81	\$85	\$215	\$67	\$110	\$116
	Subtotal Personnel Services	\$53,663	\$56,143	\$57,777	\$62,599	\$28,769	\$61,666	\$64,510
621 621 201	Insurance	\$473	\$479	\$471	\$525	\$480	\$525	\$551
621 621 202	Professional Services	\$0	\$0	\$26	\$0	\$6	\$0	\$0
621 621 221	Rep. & Maint. - Equipment	\$1,705	\$2,981	\$3,836	\$1,800	\$1,420	\$1,800	\$1,800
621 621 222	Rep. & Maint. - Vehicles	\$0	\$28	\$250	\$400	\$321	\$400	\$400
621 621 223	Rep. & Maint. - Buildings	\$4,349	\$5,159	\$7,179	\$4,500	\$1,266	\$4,500	\$4,500
621 621 224	Rep. & Maint. - Central Garage	\$6,309	\$5,283	\$6,616	\$6,500	\$1,713	\$6,500	\$6,500
621 621 241	Agricultural Supplies	\$195	\$628	\$538	\$3,500	\$1,187	\$3,500	\$3,500
621 621 247	Small Tools & Hardware	\$714	\$944	\$136	\$800	\$51	\$800	\$800
621 621 271	Telephone	\$319	\$300	\$300	\$800	\$175	\$800	\$800
621 621 272	Electricity	\$638	\$572	\$882	\$700	\$801	\$900	\$900
621 621 273	Fuel-LP	\$32	\$0	\$0	\$0	\$0	\$0	\$0
621 621 276	Landfill	\$0	\$0	\$12	\$0	\$0	\$0	\$0
	Subtotal Other Current Expenditures	\$14,734	\$16,374	\$20,246	\$19,525	\$7,420	\$19,725	\$19,751
	Total Operating Expenses	\$68,397	\$72,517	\$78,023	\$82,124	\$36,189	\$81,391	\$84,261
621 621 301	Capital Repair and Maintenance	\$0	\$1,881	\$0	\$2,500	\$132	\$2,500	\$2,500
621 621 350	Equipment	\$0	\$7,729	\$13,000	\$81,000	\$16,250	\$40,000	\$61,000
	Total Capital Outlay	\$0	\$9,610	\$13,000	\$83,500	\$16,382	\$42,500	\$63,500

**City of Yankton**  
**Adopted 2015 Budget**

Fund: **Cemetery**

Function: **Capital**

Activity: **Parks & Recreation**

ACCOUNT NO.	DESCRIPTION	2011 ACTUAL	2012 ACTUAL	2013 ACTUAL	2014 ADOPTED	2014 Y.T.D.	2014 ESTIMATED	2015 ADOPTED
	Revenue:							
	Net Income(Loss)	(\$100)	\$9,610	\$8,225	\$57,254	\$32,348	\$52,837	\$51,958
	Beginning Balance	\$6,080	\$5,980	\$5,980	\$0	\$1,205	\$1,205	\$11,542
	Total Funds Available	\$5,980	\$15,590	\$14,205	\$57,254	\$33,553	\$54,042	\$63,500
	Application of Funds Available:							
	Equipment & Buildings	\$0	\$9,610	\$13,000	\$83,500	\$16,382	\$42,500	\$63,500
	Ending Balance	\$5,980	\$5,980	\$1,205	(\$26,246)	\$17,171	\$11,542	\$0

## **SOLID WASTE AND RECYCLING COLLECTION ACCOUNT #631**

**PURPOSE OF THIS DEPARTMENT:** Why does this department exist?

To operate this enterprise fund in a business-like and productive manner to insure customers have an effective means to dispose of solid waste materials. To add to the community quality of life by providing clean and healthy conditions that comply with regulatory requirements.

**DEPARTMENT PERSONNEL:** 3 Senior Sanitation Truck Operators and 4 Sanitation Truck Operators.



**City of Yankton**  
**Adopted 2015 Budget**

Fund: **Solid Waste Collection**

Function: **Operations**

Activity: **Public Works Department**

ACCOUNT NO.	DESCRIPTION	2011 ACTUAL	2012 ACTUAL	2013 ACTUAL	2014 ADOPTED	2014 Y.T.D.	2014 ESTIMATED	2015 ADOPTED
	Operating Revenues	\$789,906	\$828,142	\$860,454	\$875,897	\$440,900	\$876,732	\$901,187
	Operating Expenses:							
	Personnel Services	\$291,335	\$299,856	\$307,078	\$366,227	\$116,808	\$361,364	\$378,676
	Insurance	\$5,826	\$5,951	\$5,848	\$6,744	\$5,946	\$6,744	\$7,081
	Professional Services	\$5,511	\$6,575	\$5,593	\$7,000	\$2,148	\$7,000	\$7,000
	Publishing	\$584	\$931	\$1,324	\$800	\$89	\$800	\$800
	Tipping & Hauling Fees	\$112,825	\$130,676	\$131,051	\$143,000	\$73,520	\$143,200	\$143,000
	Repairs & Maintenance	\$47,532	\$45,651	\$73,210	\$74,500	\$21,404	\$86,500	\$86,500
	Supplies & Materials	\$5,048	\$4,637	\$5,620	\$6,385	\$2,084	\$6,385	\$6,385
	Utilities	\$378	\$394	\$418	\$620	\$227	\$620	\$620
	Billing & Administration	\$239,059	\$243,830	\$243,830	\$254,908	\$127,454	\$254,908	\$254,908
	Depreciation	\$53,240	\$56,351	\$60,472	\$56,351	\$28,610	\$60,472	\$60,472
	Total Operating Expenses	\$761,338	\$794,852	\$834,444	\$916,535	\$378,290	\$927,993	\$945,442
	Net Operating Income(Loss)	\$28,568	\$33,290	\$26,010	(\$40,638)	\$62,610	(\$51,261)	(\$44,255)
	Non-Operating Revenue(Expense)							
	Interest	\$3,122	\$2,049	\$1,567	\$1,000	\$711	\$1,100	\$1,000
	Miscellaneous	\$0	\$9,301	\$9,622	\$0	\$0	\$0	\$0
	Net Income before Transfers	\$31,690	\$44,640	\$37,199	(\$39,638)	\$63,321	(\$50,161)	(\$43,255)
	Operating Transfers out	\$0	\$0	\$0	\$0	\$0	\$0	\$0
	Net Income (Loss)	\$31,690	\$44,640	\$37,199	(\$39,638)	\$63,321	(\$50,161)	(\$43,255)

**City of Yankton**  
Adopted 2015 Budget

**Fund: Solid Waste Collection**

**Estimated Revenue**

**Activity: Public Works Department**

ACCOUNT NO.	DESCRIPTION	2011 ACTUAL	2012 ACTUAL	2013 ACTUAL	2014 ADOPTED	2014 Y.T.D.	2014 ESTIMATED	2015 ADOPTED
631 3437	Equip. & Material Charge Streets	\$0	\$9,301	\$9,622	\$0	\$0	\$0	\$0
631 3610	Interest	\$3,122	\$2,049	\$1,567	\$1,000	\$711	\$1,100	\$1,000
	<b>Total Nonoperating Revenue</b>	<b>\$3,122</b>	<b>\$11,350</b>	<b>\$11,189</b>	<b>\$1,000</b>	<b>\$711</b>	<b>\$1,100</b>	<b>\$1,000</b>
631 3810	Collection Fees - Taxable	\$758,463	\$787,453	\$818,211	\$842,997	\$420,014	\$842,997	\$868,287
631 3811	Extra Household Tags Taxable	\$1,215	\$1,055	\$717	\$1,000	\$343	\$1,000	\$1,000
631 3812	Extra Household Tags Nontaxable	\$3,099	\$2,400	\$2,750	\$2,800	\$900	\$2,800	\$2,800
631 3813	Collection Fees - Nontaxable	\$9,661	\$9,276	\$9,452	\$9,600	\$4,630	\$9,600	\$9,600
631 3893	Sale of Salvage - Landfill	\$0	\$930	\$2,305	\$0	\$1,004	\$835	\$0
631 3894	Other Operational - Solid Waste	\$17,468	\$27,028	\$27,019	\$19,500	\$14,009	\$19,500	\$19,500
	<b>Total Operating Revenue</b>	<b>\$789,906</b>	<b>\$828,142</b>	<b>\$860,454</b>	<b>\$875,897</b>	<b>\$440,900</b>	<b>\$876,732</b>	<b>\$901,187</b>

**City of Yankton**  
Adopted 2015 Budget

Fund: Solid Waste		Function: Operating Expenses Solid Waste Collection				Activity: Public Works Department		
ACCOUNT NO.	DESCRIPTION	2011 ACTUAL	2012 ACTUAL	2013 ACTUAL	2014 ADOPTED	2014 Y.T.D.	2014 ESTIMATED	2015 ADOPTED
631 631 101	Regular Wages	\$206,538	\$208,535	\$218,553	\$253,602	\$83,562	\$253,602	\$264,345
631 631 102	Temporary Wages	\$5,443	\$5,388	\$3,176	\$6,500	\$2,275	\$6,500	\$6,500
631 631 103	Overtime Wages	\$1,376	\$2,100	\$3,152	\$500	\$1,046	\$1,046	\$500
631 631 111	OASI	\$14,958	\$15,204	\$15,486	\$19,936	\$6,537	\$19,978	\$20,758
631 631 121	Retirement	\$11,593	\$11,908	\$12,191	\$15,246	\$5,038	\$15,279	\$15,891
631 631 131	Worker's Compensation	\$12,572	\$12,479	\$12,569	\$14,884	(\$561)	\$14,884	\$15,628
631 631 132	Group Insurance	\$38,340	\$43,771	\$41,426	\$54,450	\$18,587	\$49,500	\$54,450
631 631 133	Unemployment Insurance	\$515	\$471	\$525	\$1,109	\$324	\$575	\$604
	Subtotal Personnel Services	\$291,335	\$298,353	\$305,575	\$366,227	\$116,808	\$361,364	\$378,676
631 631 201	Insurance	\$5,826	\$5,951	\$5,848	\$6,744	\$5,946	\$6,744	\$7,081
631 631 202	Professional Services	\$3,246	\$3,622	\$4,441	\$4,000	\$1,559	\$4,000	\$4,000
631 631 203	Audit	\$2,265	\$2,953	\$1,152	\$3,000	\$589	\$3,000	\$3,000
631 631 211	Publishing	\$584	\$931	\$1,324	\$800	\$89	\$800	\$800
631 631 218	Clean-Up Week Tipping Fee	\$15,627	\$17,259	\$14,855	\$19,000	\$19,185	\$19,200	\$19,000
631 631 219	Landfill Tipping Fee	\$97,198	\$113,417	\$116,196	\$124,000	\$54,335	\$124,000	\$124,000
631 631 220	Labor, Equipment & Material Charge	\$0	\$0	\$12,127	\$0	\$5,326	\$12,000	\$12,000
631 631 221	Rep. & Maint. - Equipment	\$1,599	\$240	\$529	\$5,500	\$121	\$5,500	\$5,500
631 631 224	Rep. & Maint. - Central Garage	\$45,933	\$45,411	\$60,554	\$69,000	\$15,957	\$69,000	\$69,000
631 631 231	Postage	\$3,055	\$3,261	\$3,540	\$3,500	\$1,410	\$3,500	\$3,500
631 631 232	Office Supplies	\$519	\$891	\$600	\$800	\$0	\$800	\$800
631 631 233	Printing	\$1,233	\$113	\$966	\$1,500	\$444	\$1,500	\$1,500
631 631 234	Copies	\$0	\$0	\$0	\$35	\$0	\$35	\$35
631 631 243	Medical & Safety Supplies	\$145	\$131	\$247	\$250	\$24	\$250	\$250
631 631 244	Uniforms	\$96	\$241	\$267	\$250	\$206	\$250	\$250
631 631 247	Small Tools & Hardware	\$0	\$0	\$0	\$50	\$0	\$50	\$50
631 631 274	Water Service	\$276	\$284	\$301	\$420	\$170	\$420	\$420
631 631 275	Sewer Service	\$102	\$110	\$117	\$200	\$57	\$200	\$200
631 631 281	Billing & Administration	\$239,059	\$243,830	\$243,830	\$254,908	\$127,454	\$254,908	\$254,908
631 631 291	Depreciation	\$53,240	\$56,351	\$60,472	\$56,351	\$28,610	\$60,472	\$60,472
	Subtotal Other Current Expenditures	\$470,003	\$494,996	\$527,366	\$550,308	\$261,482	\$566,629	\$566,766
	Total Operating Expenses	\$761,338	\$793,349	\$832,941	\$916,535	\$378,290	\$927,993	\$945,442

**City of Yankton**  
**Adopted 2015 Budget**

Fund: **Solid Waste Collection**                      Function: **Capital**                      Activity: **Public Works Department**

ACCOUNT NO.	DESCRIPTION	2011 ACTUAL	2012 ACTUAL	2013 ACTUAL	2014 ADOPTED	2014 Y.T.D.	2014 ESTIMATED	2015 ADOPTED
	Revenues:							
	Net Income(Loss)	\$31,690	\$44,640	\$37,199	(\$39,638)	\$63,321	(\$50,161)	(\$43,255)
	Depreciation	\$53,240	\$56,351	\$60,472	\$56,351	\$0	\$60,472	\$60,472
	Beginning Balance	\$487,569	\$572,499	\$619,784	\$703,766	\$693,455	\$693,455	\$703,766
	<b>Total Funds Available</b>	<b>\$572,499</b>	<b>\$673,490</b>	<b>\$717,455</b>	<b>\$720,479</b>	<b>\$756,776</b>	<b>\$703,766</b>	<b>\$720,983</b>
	Application of Funds Available:							
	Equipment	\$0	\$53,706	\$24,000	\$0	\$0	\$0	\$0
	<b>Total Applied</b>	<b>\$0</b>	<b>\$53,706</b>	<b>\$24,000</b>	<b>\$0</b>	<b>\$0</b>	<b>\$0</b>	<b>\$0</b>
	Due From / Due To Account Adjustment	\$0	\$0	\$0	\$0	\$0	\$0	\$0
	<b>Ending Balance</b>	<b>\$572,499</b>	<b>\$619,784</b>	<b>\$693,455</b>	<b>\$720,479</b>	<b>\$756,776</b>	<b>\$703,766</b>	<b>\$720,983</b>

**City of Yankton**  
**Adopted 2015 Budget**

Fund: **Solid Waste Collection**

Function: **Capital**

Activity: **Public Works Department**

ACCOUNT NO.	DESCRIPTION	2011 ACTUAL	2012 ACTUAL	2013 ACTUAL	2014 ADOPTED	2014 Y.T.D.	2014 ESTIMATED	2015 ADOPTED
631 631 350	Equipment	\$0	\$53,706	\$0	\$0	\$0	\$0	\$0
631 631 610	Transfer to General	\$0	\$0	\$24,000	\$0	\$0	\$0	\$0
	Total Capital Outlay	\$0	\$53,706	\$24,000	\$0	\$0	\$0	\$0
631 631 656	Transfer to East Yankton	\$0	\$0	\$0	\$0	\$0	\$0	\$0

**JOINT POWERS  
SOLID WASTE DISPOSAL AND RECYCLING  
ACCOUNT #637**

**PURPOSE OF THIS DEPARTMENT:** Why does this department exist?

The Transfer Station exists to provide environmentally safe solid waste and rubble disposal for the city of Yankton and Yankton County. The Transfer Station also provides for the processing of recyclable materials.

**DEPARTMENT PERSONNEL:** one Transfer Station Supervisor, one Transfer Station Attendant, one Office Specialist, one Truck Driver and 0.66 Office Specialist.

**City of Yankton**  
Adopted 2015 Budget

**JOINT POWERS**

<b>Fund: Solid Waste Disposal and Recycling</b>		<b>Function: Operations</b>				<b>Activity: Joint Powers</b>		
<b>ACCOUNT NO.</b>	<b>DESCRIPTION</b>	<b>2011 ACTUAL</b>	<b>2012 ACTUAL</b>	<b>2013 ACTUAL</b>	<b>2014 ADOPTED</b>	<b>2014 Y.T.D.</b>	<b>2014 ESTIMATED</b>	<b>2015 ADOPTED</b>
	Operating Revenues	\$945,132	\$997,697	\$940,479	\$1,072,000	\$453,498	\$1,006,000	\$1,006,000
	Operating Expenses:							
	Personnel Services	\$252,471	\$265,620	\$247,286	\$310,633	\$108,249	\$268,789	\$296,354
	Insurance	\$13,129	\$13,490	\$13,662	\$17,316	\$13,338	\$16,491	\$17,316
	Cost of Service Provided	\$381,952	\$300,471	\$288,682	\$360,000	\$139,057	\$310,000	\$325,000
	Professional Services	\$25,042	\$21,684	\$24,055	\$32,000	\$2,886	\$32,820	\$32,000
	Publishing	\$1,474	\$1,645	\$908	\$1,300	\$1,053	\$2,053	\$1,300
	Rental	\$0	\$0	\$0	\$500	\$0	\$500	\$500
	Tipping & Hauling Fees	\$3,750	\$4,230	\$4,320	\$4,500	\$3,952	\$4,500	\$4,500
	Repairs & Maintenance	\$171,392	\$198,558	\$195,382	\$268,950	\$104,252	\$291,950	\$268,950
	Supplies & Materials	\$7,059	\$8,039	\$6,459	\$6,800	\$2,083	\$6,800	\$6,950
	Travel and Conference	\$0	\$0	\$0	\$500	\$0	\$500	\$500
	Utilities	\$19,929	\$17,322	\$22,336	\$26,315	\$18,681	\$26,315	\$26,315
	Depreciation	\$124,140	\$127,815	\$141,980	\$127,815	\$66,606	\$141,980	\$141,980
	<b>Total Operating Expenses</b>	<b>\$1,000,338</b>	<b>\$958,874</b>	<b>\$945,070</b>	<b>\$1,156,629</b>	<b>\$460,157</b>	<b>\$1,102,698</b>	<b>\$1,121,665</b>
	<b>Net Operating Income(Loss)</b>	<b>(\$55,206)</b>	<b>\$38,823</b>	<b>(\$4,591)</b>	<b>(\$84,629)</b>	<b>(\$6,659)</b>	<b>(\$96,698)</b>	<b>(\$115,665)</b>
	Non-Operating Revenue(Expense)							
	Interest	\$3,518	\$1,817	\$1,268	\$1,000	\$513	\$1,000	\$1,000
	Miscellaneous	\$8,944	\$7,736	\$30,632	\$100	\$4,975	\$4,865	\$100
	<b>Total Non-Operating Revenues</b>	<b>\$12,462</b>	<b>\$9,553</b>	<b>\$31,900</b>	<b>\$1,100</b>	<b>\$5,488</b>	<b>\$5,865</b>	<b>\$1,100</b>
	<b>Net Income (Loss)</b>	<b>(\$42,744)</b>	<b>\$48,376</b>	<b>\$27,309</b>	<b>(\$83,529)</b>	<b>(\$1,171)</b>	<b>(\$90,833)</b>	<b>(\$114,565)</b>

**City of Yankton**  
**Adopted 2015 Budget**

**Fund: Solid Waste Disposal and Recycling**

**Estimated Revenue**

**Activity: Joint Powers**

ACCOUNT NO.	DESCRIPTION	2011 ACTUAL	2012 ACTUAL	2013 ACTUAL	2014 ADOPTED	2014 Y.T.D.	2014 ESTIMATED	2015 ADOPTED
637 3610	Interest	\$3,518	\$1,817	\$1,268	\$1,000	\$513	\$1,000	\$1,000
637 3612	Sale of Fixed Assets	\$0	\$0	\$3,175	\$0	\$0	\$0	\$0
637 3615	Miscellaneous Reimbursements	\$955	\$0	\$0	\$0	\$110	\$0	\$0
637 3640	Compensation for Loss & Damage	\$7,858	\$7,558	\$24,600	\$0	\$0	\$0	\$0
637 3822	Cash Long	(\$1)	(\$5)	\$0	\$0	\$0	\$0	\$0
637 3840	Misc. - Non taxable	\$132	\$183	\$2,857	\$100	\$4,865	\$4,865	\$100
	<b>Total Nonoperating Revenue</b>	<b>\$12,462</b>	<b>\$9,553</b>	<b>\$31,900</b>	<b>\$1,100</b>	<b>\$5,488</b>	<b>\$5,865</b>	<b>\$1,100</b>
637 3830	Yard Waste	\$0	\$0	\$27	\$0	\$0	\$0	\$0
637 3850	Rubble	\$52,475	\$62,091	\$39,877	\$50,000	\$23,563	\$50,000	\$50,000
637 3860	Landfill-Transfer Fees	\$765,894	\$830,221	\$801,748	\$907,500	\$383,717	\$850,000	\$850,000
637 3870	Scrap Metals	\$7,250	\$4,342	\$4,072	\$3,500	\$1,150	\$5,000	\$5,000
637 3872	Aluminum	\$6,668	\$6,890	\$6,731	\$5,000	\$3,299	\$7,000	\$7,000
637 3873	Newspaper	\$15,151	\$11,000	\$7,672	\$12,000	\$3,588	\$8,000	\$8,000
637 3874	Cardboard	\$34,705	\$20,374	\$19,189	\$25,000	\$8,594	\$21,000	\$21,000
637 3879	Tipping Fee-Recycling	\$62,989	\$62,779	\$61,163	\$69,000	\$29,587	\$65,000	\$65,000
	<b>Total Operating Revenue</b>	<b>\$945,132</b>	<b>\$997,697</b>	<b>\$940,479</b>	<b>\$1,072,000</b>	<b>\$453,498</b>	<b>\$1,006,000</b>	<b>\$1,006,000</b>



**City of Yankton**  
**Adopted 2015 Budget**

**Fund: Solid Waste Disposal and Recycling**

**Function: Operating Expenses**  
**Transfer Station**

**Activity: Joint Powers**

ACCOUNT NO.	DESCRIPTION	2011 ACTUAL	2012 ACTUAL	2013 ACTUAL	2014 ADOPTED	2014 Y.T.D.	2014 ESTIMATED	2015 ADOPTED
637 637 101	Regular Wages	\$156,287	\$161,665	\$157,055	\$192,636	\$68,867	\$161,767	\$168,619
637 637 102	Temporary Wages	\$5,421	\$6,050	\$3,800	\$4,500	\$2,403	\$4,500	\$4,500
637 637 103	Overtime Wages	\$13,728	\$15,801	\$13,769	\$6,500	\$7,231	\$12,000	\$18,000
637 637 111	OASI	\$13,016	\$13,598	\$12,839	\$15,578	\$5,780	\$13,637	\$14,621
637 637 121	Retirement	\$10,177	\$10,651	\$10,249	\$11,948	\$4,566	\$10,426	\$11,197
637 637 131	Worker's Compensation	\$2,833	\$2,813	\$2,832	\$3,446	(\$126)	\$3,466	\$3,639
637 637 132	Group Insurance	\$32,122	\$34,027	\$29,796	\$42,869	\$14,632	\$38,972	\$42,869
637 637 133	Unemployment Insurance	\$378	\$328	\$354	\$867	\$245	\$425	\$446
	Subtotal Personnel Services	\$233,962	\$243,681	\$229,442	\$278,344	\$103,598	\$245,193	\$263,891
637 637 201	Insurance	\$12,925	\$13,283	\$13,458	\$17,052	\$13,131	\$16,240	\$17,052
637 637 202	Professional Services & Fees	\$12,069	\$3,399	\$10,683	\$17,000	\$2,297	\$17,000	\$17,000
637 637 203	Audit	\$0	\$0	\$1,152	\$0	\$589	\$820	\$0
637 637 206	Cost of Service Provided	\$325,427	\$262,207	\$255,091	\$310,000	\$123,576	\$270,000	\$280,000
637 637 211	Publishing & Advertising	\$495	\$1,520	\$776	\$300	\$1,053	\$1,053	\$300
637 637 212	Rental	\$0	\$0	\$0	\$500	\$0	\$500	\$500
637 637 220	Labor Equipment and Material Charges	\$10,596	\$11,867	\$31,426	\$12,000	\$28,880	\$35,000	\$12,000
637 637 221	Rep. & Maint. - Equip./Facil.	\$3,464	\$3,527	\$5,456	\$6,000	\$3,995	\$6,000	\$6,000
637 637 222	Rep. & Maint. - Vehicles	\$1,317	\$1,981	\$182	\$20,000	\$11,312	\$20,000	\$20,000
637 637 223	Rep. & Maint. - Buildings	\$3,121	\$7,450	\$12,899	\$14,000	\$1,939	\$14,000	\$14,000
637 637 224	Rep. & Maint. - Central Garage	\$135,644	\$145,566	\$120,937	\$194,000	\$48,792	\$194,000	\$194,000
637 637 231	Postage	\$505	\$526	\$527	\$500	\$249	\$500	\$500
637 637 232	Office Supplies	\$1,271	\$2,041	\$1,781	\$2,000	\$465	\$2,000	\$2,000
637 637 234	Copies	\$80	\$114	\$81	\$50	\$49	\$50	\$50
637 637 240	Operating Supplies & Materials	\$2,664	\$2,659	\$3,321	\$2,500	\$1,005	\$2,500	\$2,500
637 637 241	Agricultural Supplies	\$0	\$0	\$0	\$100	\$0	\$100	\$100
637 637 244	Uniforms	\$157	\$404	\$341	\$350	\$215	\$350	\$350
637 637 247	Small Tools & Hardware	\$40	\$143	\$16	\$100	\$100	\$100	\$250
637 637 265	Travel and Training	\$0	\$0	\$0	\$500	\$0	\$500	\$500
637 637 271	Telephone	\$1,048	\$1,046	\$739	\$1,090	\$335	\$1,090	\$1,090
637 637 272	Electricity	\$6,165	\$6,344	\$6,637	\$8,000	\$3,400	\$8,000	\$8,000
637 637 273	Fuel - Heating	\$11,012	\$8,101	\$13,178	\$15,000	\$13,796	\$15,000	\$15,000
637 637 274	Water Service	\$969	\$1,024	\$1,025	\$1,425	\$707	\$1,425	\$1,425
637 637 275	Sewer Service	\$557	\$623	\$568	\$600	\$346	\$600	\$600
637 637 276	Landfill	\$178	\$184	\$189	\$200	\$97	\$200	\$200
637 637 291	Depreciation	\$83,790	\$87,465	\$101,630	\$87,465	\$46,355	\$101,630	\$101,630
	Subtotal Other Current Expenditures	\$613,494	\$561,474	\$582,093	\$710,732	\$302,683	\$708,658	\$695,047
	<b>Total Operating Expenses</b>	<b>\$847,456</b>	<b>\$805,155</b>	<b>\$811,535</b>	<b>\$989,076</b>	<b>\$406,281</b>	<b>\$953,851</b>	<b>\$958,938</b>

**City of Yankton**  
**Adopted 2015 Budget**

**Fund: Solid Waste Disposal and Recycling**

**Function: Operating Expenses**  
**Recycling Center-Yankton**

**Activity: Joint Powers**

ACCOUNT NO.	DESCRIPTION	2011 ACTUAL	2012 ACTUAL	2013 ACTUAL	2014 ADOPTED	2014 Y.T.D.	2014 ESTIMATED	2015 ADOPTED
637 638 101	Regular Wages	\$13,468	\$14,553	\$12,785	\$22,405	\$3,287	\$15,100	\$22,558
637 638 102	Temporary Wages	\$0	\$0	\$0	\$2,000	\$0	\$2,000	\$2,000
637 638 103	Overtime Wages	\$477	\$517	\$329	\$300	\$26	\$300	\$300
637 638 111	OASI	\$1,057	\$1,147	\$993	\$1,890	\$253	\$1,331	\$1,902
637 638 121	Retirement	\$819	\$904	\$787	\$1,362	\$199	\$924	\$1,371
637 638 132	Group Insurance	\$2,656	\$3,533	\$2,894	\$4,252	\$869	\$3,865	\$4,252
637 638 133	Unemployment Insurance	\$32	\$33	\$56	\$80	\$17	\$76	\$80
	<b>Subtotal Personnel Services</b>	<b>\$18,509</b>	<b>\$20,687</b>	<b>\$17,844</b>	<b>\$32,289</b>	<b>\$4,651</b>	<b>\$23,596</b>	<b>\$32,463</b>
637 638 201	Insurance	\$204	\$207	\$204	\$264	\$207	\$251	\$264
637 638 202	Professional Services & Fees	\$12,973	\$18,285	\$12,220	\$15,000	\$0	\$15,000	\$15,000
637 638 206	Cost of Service Provided	\$56,525	\$38,264	\$33,591	\$50,000	\$15,481	\$40,000	\$45,000
637 638 211	Publishing & Advertising	\$979	\$125	\$132	\$1,000	\$0	\$1,000	\$1,000
637 638 214	Transportation to Vermillion	\$3,750	\$4,230	\$4,320	\$4,500	\$3,952	\$4,500	\$4,500
637 638 215	Processing Recyclables	\$13,943	\$22,873	\$19,430	\$15,000	\$9,319	\$15,000	\$15,000
637 638 221	Rep. & Maint. - Equip./Facil.	\$203	\$24	\$573	\$1,250	\$15	\$1,250	\$1,250
637 638 222	Rep. & Maint. - Vehicles	\$230	\$0	\$0	\$0	\$0	\$0	\$0
637 638 223	Rep. & Maint. - Buildings	\$253	\$0	\$0	\$500	\$0	\$500	\$500
637 638 224	Rep. & Maint. - Central Garage	\$2,621	\$5,270	\$4,479	\$6,200	\$1,813	\$6,200	\$6,200
637 638 231	Postage	\$0	\$0	\$0	\$500	\$0	\$500	\$500
637 638 232	Office Supplies	\$566	\$2,152	\$392	\$500	\$0	\$500	\$500
637 638 234	Copies	\$0	\$0	\$0	\$200	\$0	\$200	\$200
637 638 240	Operating Supplies & Materials	\$1,776	\$0	\$0	\$0	\$0	\$0	\$0
637 638 291	Depreciation	\$40,350	\$40,350	\$40,350	\$40,350	\$20,251	\$40,350	\$40,350
	<b>Subtotal Other Current Expenditures</b>	<b>\$134,373</b>	<b>\$131,780</b>	<b>\$115,691</b>	<b>\$135,264</b>	<b>\$51,038</b>	<b>\$125,251</b>	<b>\$130,264</b>
	<b>Total Operating Expenses</b>	<b>\$152,882</b>	<b>\$152,467</b>	<b>\$133,535</b>	<b>\$167,553</b>	<b>\$55,689</b>	<b>\$148,847</b>	<b>\$162,727</b>

**City of Yankton**  
**Adopted 2015 Budget**

Fund: **Solid Waste Disposal and Recycling**

Function: **Capital**

Activity: **Joint Powers**

ACCOUNT NO.	DESCRIPTION	2011 ACTUAL	2012 ACTUAL	2013 ACTUAL	2014 ADOPTED	2014 Y.T.D.	2014 ESTIMATED	2015 ADOPTED
	Revenues:							
	Net Income(Loss)	(\$42,744)	\$48,376	\$27,309	(\$83,529)	(\$1,171)	(\$90,833)	(\$114,565)
	Depreciation	\$124,140	\$127,815	\$141,980	\$127,815	\$66,606	\$141,980	\$141,980
	Beginning Balance	\$420,439	\$397,702	\$401,749	\$167,657	\$434,199	\$434,199	\$324,038
	<b>Total Funds Available</b>	<b>\$501,835</b>	<b>\$573,893</b>	<b>\$571,038</b>	<b>\$211,943</b>	<b>\$499,634</b>	<b>\$485,346</b>	<b>\$351,453</b>
	Application of Funds Available:							
	Equity Transfer to Vermillion	\$0	\$0	\$0	\$0	\$0	\$0	\$0
	Equipment	\$109,682	\$177,956	\$135,087	\$186,021	\$12,011	\$161,308	\$324,021
	<b>Total Applied</b>	<b>\$109,682</b>	<b>\$177,956</b>	<b>\$135,087</b>	<b>\$186,021</b>	<b>\$12,011</b>	<b>\$161,308</b>	<b>\$324,021</b>
	Due From / Due To Account Adjustment	\$5,549	\$5,812	(\$1,752)	\$0	\$0	\$0	\$0
	<b>Ending Balance</b>	<b>\$397,702</b>	<b>\$401,749</b>	<b>\$434,199</b>	<b>\$25,922</b>	<b>\$487,623</b>	<b>\$324,038</b>	<b>\$27,432</b>

**City of Yankton**  
**Adopted 2015 Budget**

Fund: **Solid Waste Disposal and Recycling**

Function: **Capital**

Activity: **Joint Powers**

ACCOUNT NO.	DESCRIPTION	2011 ACTUAL	2012 ACTUAL	2013 ACTUAL	2014 ADOPTED	2014 Y.T.D.	2014 ESTIMATED	2015 ADOPTED
637 637 350	Transfer Station Equipment	\$72,945	\$147,599	\$70,543	\$70,000	\$0	\$65,287	\$70,000
637 637 390	Trench Excavation / Closure	\$0	\$0	\$0	\$25,000	\$0	\$25,000	\$25,000
637 638 411	Building Addition Interest	\$8,791	\$7,960	\$7,394	\$17,087	\$3,531	\$6,934	\$6,418
637 638 441	Building Addition Principal	\$27,946	\$22,397	\$16,586	\$6,934	\$8,480	\$17,087	\$17,603
637 638 320	Building & Structures	\$0	\$0	\$40,564	\$67,000	\$0	\$47,000	\$205,000
	Total Capital Outlay	\$109,682	\$177,956	\$135,087	\$186,021	\$12,011	\$161,308	\$324,021

**FOX RUN GOLF COURSE**  
**ACCOUNT #641**

**PURPOSE OF THIS DEPARTMENT:** Why does this department exist?

The mission of the division is to enhance the quality of life for the citizens of Yankton and the surrounding area by providing a well-maintained and well-operated 18-hole golf course, clubhouse, pro shop, and practice range; as well as promoting events and tournaments, to serve a population with varied characteristics, interests, and needs.

**DEPARTMENT PERSONNEL:** one Course Superintendent, one Equipment Operator, one PGA Pro / Clubhouse Manager, one Assistant Clubhouse Manager and approximately thirty seasonal workers.

**City of Yankton**  
**Adopted 2015 Budget**

Fund: <b>Golf Course</b>		Function: <b>Operations</b>				Activity: <b>Park &amp; Recreation</b>		
ACCOUNT NO.	DESCRIPTION	2011 ACTUAL	2012 ACTUAL	2013 ACTUAL	2014 ADOPTED	2014 Y.T.D.	2014 ESTIMATED	2015 ADOPTED
	Operating Revenues	\$699,536	\$789,068	\$728,168	\$929,640	\$459,549	\$942,156	\$942,090
	Operating Expenses:							
	Personnel Services	\$288,334	\$326,987	\$331,893	\$356,612	\$159,424	\$356,612	\$360,227
	Insurance	\$4,967	\$5,021	\$4,944	\$5,460	\$5,026	\$5,200	\$5,460
	Professional Services	\$18,548	\$22,686	\$30,105	\$28,400	\$16,513	\$32,114	\$31,600
	Publishing	\$0	\$0	\$0	\$0	\$0	\$0	\$0
	Repairs & Maintenance	\$65,622	\$78,953	\$54,541	\$60,800	\$20,820	\$55,500	\$57,500
	Supplies & Materials	\$263,697	\$289,520	\$285,241	\$295,350	\$174,952	\$282,053	\$283,775
	Travel & Conference	\$2,411	\$3,661	\$2,781	\$5,600	\$447	\$5,400	\$5,800
	Utilities	\$32,268	\$37,014	\$29,535	\$40,949	\$13,034	\$33,900	\$34,400
	Billing & Administration	\$65,378	\$67,340	\$67,340	\$67,340	\$33,670	\$67,340	\$67,340
	Depreciation	\$55,745	\$57,883	\$58,544	\$55,745	\$29,281	\$55,745	\$55,745
	Total Operating Expenses	\$796,970	\$889,065	\$864,924	\$916,256	\$453,167	\$893,864	\$901,847
	Net Operating Income(Loss)	(\$97,434)	(\$99,997)	(\$136,756)	\$13,384	\$6,382	\$48,292	\$40,243
	Non-Operating Revenue(Expense)							
	Interest	\$632	\$156	\$112	\$200	\$22	\$50	\$50
	Miscellaneous	\$5,561	\$15,929	\$659	\$0	(\$1)	\$0	\$600
	Nonoperating Income	\$6,193	\$16,085	\$771	\$200	\$21	\$50	\$650
	Net Income (loss)	(\$91,241)	(\$83,912)	(\$135,985)	\$13,584	\$6,403	\$48,342	\$40,893

**City of Yankton**  
Adopted 2015 Budget

Fund: Golf Course		Estimated Revenue				Activity: Parks & Recreation			
ACCOUNT NO.	DESCRIPTION	2011 ACTUAL	2012 ACTUAL	2013 ACTUAL	2014 ADOPTED	2014 Y.T.D.	2014 ESTIMATED	2015 ADOPTED	
641 3610	Interest	\$632	\$156	\$112	\$200	\$22	\$50	\$50	
641 3615	Miscellaneous Reimbursements	\$328	\$233	\$660	\$0	\$0	\$0	\$600	
641 3640	Compensation Loss & Damage	\$5,233	\$15,696	\$0	\$0	\$0	\$0	\$0	
641 3690	Miscellaneous	\$0	\$0	(\$1)	\$0	(\$1)	\$0	\$0	
	<b>Total Nonoperating Revenue</b>	<b>\$6,193</b>	<b>\$16,085</b>	<b>\$771</b>	<b>\$200</b>	<b>\$21</b>	<b>\$50</b>	<b>\$650</b>	
641 3701	Cash Long	\$439	\$579	\$659	\$600	\$402	\$600	\$600	
641 3710	Prepared Food	\$33,589	\$36,289	\$39,104	\$37,000	\$12,702	\$39,000	\$39,000	
641 3711	Prepared Food - NON-Taxable	\$620	\$618	\$661	\$600	\$68	\$600	\$600	
641 3714	Pre-Packaged Food	\$5,504	\$6,666	\$5,783	\$6,800	\$2,954	\$7,700	\$7,700	
641 3718	Beer	\$81,414	\$95,360	\$84,982	\$99,000	\$35,601	\$99,000	\$99,000	
641 3720	Pop	\$22,737	\$26,183	\$21,481	\$30,000	\$8,609	\$26,000	\$26,000	
641 3740	Season Pass	\$140,463	\$185,026	\$165,687	\$190,000	\$171,837	\$195,000	\$195,000	
641 3741	Season Pass-Non-Taxable	\$4,200	\$0	\$3,387	\$4,000	\$3,387	\$3,500	\$3,500	
641 3742	Greens Fees-Weekends/Holidays	\$69,138	\$55,283	\$47,367	\$70,000	\$22,002	\$75,000	\$75,000	
641 3743	Greens Fees-Non-Taxable	\$6,150	\$6,134	\$2,998	\$6,500	\$5,126	\$6,500	\$6,500	
641 3744	Greens Fees-Weekdays	\$53,751	\$61,719	\$61,667	\$68,000	\$31,778	\$70,000	\$70,000	
641 3746	Golf Car Rental	\$74,460	\$73,683	\$61,548	\$74,000	\$33,472	\$75,000	\$75,000	
641 3747	Golf Car Rental - NON-Taxable	\$0	\$226	\$0	\$0	\$0	\$0	\$0	
641 3749	Golf Car Storage	\$21,198	\$21,054	\$20,139	\$21,500	\$19,138	\$21,500	\$21,500	
641 3750	Trail Fees	\$25,873	\$29,186	\$27,021	\$30,000	\$25,764	\$30,000	\$30,000	
641 3752	Pull Cart Rental	\$262	\$251	\$146	\$300	\$214	\$300	\$300	
641 3753	Golf Club Rental	\$746	\$796	\$1,016	\$900	\$218	\$1,100	\$1,100	
641 3754	Driving Range	\$11,988	\$14,807	\$13,527	\$13,000	\$8,924	\$15,000	\$15,000	
641 3755	Driving Range Non-Taxable	\$310	\$72	\$444	\$600	\$450	\$600	\$600	
641 3756	Handicapping	\$8,176	\$8,213	\$8,332	\$9,000	\$8,445	\$9,000	\$9,000	
641 3760	Golf Balls	\$22,073	\$23,825	\$25,056	\$25,000	\$7,029	\$26,000	\$26,000	
641 3762	Gloves	\$6,241	\$6,459	\$6,692	\$7,000	\$1,979	\$7,000	\$7,000	
641 3764	Golf Caps/Visors	\$5,261	\$6,540	\$7,487	\$7,000	\$2,448	\$8,000	\$8,000	
641 3766	Merchandise	\$29,893	\$38,808	\$37,525	\$50,000	\$11,202	\$50,000	\$50,000	
641 3767	Merchandise Non-Taxable	\$4,564	\$1,162	\$1,890	\$2,000	\$456	\$2,000	\$2,000	
641 3768	Golf Equipment	\$44,676	\$63,719	\$58,642	\$75,000	\$32,990	\$65,000	\$65,000	
641 3770	Miscellaneous Merchandise	\$0	\$344	\$0	\$0	\$116	\$116	\$50	
641 3783	Tournament Fee (Non taxable)	\$0	\$0	\$1,406	\$0	\$0	\$1,500	\$1,500	
641 3784	Leagues	\$1,715	\$2,126	\$1,434	\$2,300	\$0	\$1,500	\$1,500	
641 3788	Junior Golf Program	\$3,466	\$3,696	\$3,394	\$4,200	\$0	\$4,000	\$4,000	
641 3790	Club Repairs	\$4,944	\$9,763	\$9,628	\$10,000	\$5,507	\$11,000	\$11,000	
641 3792	Lessons	\$760	\$6,381	\$5,490	\$8,000	\$4,433	\$8,000	\$8,000	
641 3793	Golf Cart Ads	\$14,925	\$4,100	\$3,575	\$10,000	\$2,700	\$15,300	\$15,300	
641 3910	Transfer from General Fund	\$0	\$0	\$0	\$67,340	\$0	\$67,340	\$67,340	
	<b>Total Operating Revenue</b>	<b>\$699,536</b>	<b>\$789,068</b>	<b>\$728,168</b>	<b>\$929,640</b>	<b>\$459,549</b>	<b>\$942,156</b>	<b>\$942,090</b>	

**City of Yankton**  
Adopted 2015 Budget

Fund: Golf Course

Operating Expenses

Activity: Parks & Recreation

ACCOUNT NO.	DESCRIPTION	2011 ACTUAL	2012 ACTUAL	2013 ACTUAL	2014 ADOPTED	2014 Y.T.D.	2014 ESTIMATED	2015 ADOPTED
641 641 101	Regular Wages	\$158,647	\$193,541	\$203,552	\$213,379	\$93,348	\$213,379	\$213,379
641 641 102	Temporary Wages	\$74,461	\$70,388	\$67,026	\$70,000	\$34,592	\$70,000	\$70,000
641 641 103	Overtime Wages	\$0	\$0	\$0	\$500	\$0	\$500	\$500
641 641 111	OASI	\$17,221	\$19,882	\$19,882	\$21,717	\$10,272	\$21,717	\$21,717
641 641 121	Retirement	\$9,356	\$11,612	\$11,734	\$12,833	\$6,081	\$12,833	\$12,833
641 641 131	Worker's Comp	\$2,381	\$2,462	\$2,481	\$2,730	(\$111)	\$2,730	\$2,867
641 641 132	Group Insurance	\$25,431	\$28,506	\$26,608	\$34,100	\$14,848	\$34,100	\$37,510
641 641 133	Unemployment Insurance	\$837	\$596	\$610	\$1,353	\$394	\$1,353	\$1,421
		(\$1,002)	(\$1,002)	(\$1,002)				
	Subtotal Personnel Services	\$287,332	\$325,985	\$330,891	\$356,612	\$159,424	\$356,612	\$360,227
641 641 201	Insurance	\$4,967	\$5,021	\$4,944	\$5,460	\$5,026	\$5,200	\$5,460
641 641 202	Professional Services	\$575	\$425	\$320	\$500	\$97	\$500	\$500
641 641 203	Bank Card Discounts	\$8,657	\$10,932	\$9,127	\$10,000	\$5,490	\$9,000	\$10,000
641 641 204	Contracted Services-Operations	\$5,394	\$6,815	\$15,220	\$13,000	\$1,824	\$13,000	\$13,500
641 641 209	Licenses	\$290	\$290	\$290	\$400	\$1,605	\$1,605	\$1,500
641 641 210	Promotional	\$0	\$100	\$48	\$0	\$3,009	\$3,009	\$1,000
641 641 211	Advertising	\$3,632	\$4,124	\$5,100	\$4,500	\$4,488	\$5,000	\$5,100
641 641 221	Repairs & Maint.-Equipment	\$12,246	\$29,359	\$14,095	\$13,000	\$9,340	\$13,000	\$14,000
641 641 222	Repairs & Maint.-Vehicles	\$0	\$1,574	\$1,843	\$300	\$0	\$1,500	\$1,500
641 641 223	Repairs & Maint.-Buildings	\$34,497	\$28,359	\$17,098	\$26,500	\$6,443	\$20,000	\$21,000
641 641 224	Repairs & Maint.-Central Garage	\$18,879	\$19,661	\$21,505	\$21,000	\$5,037	\$21,000	\$21,000
641 641 231	Postage	\$610	\$508	\$940	\$600	\$235	\$600	\$700
641 641 232	Office Supplies	\$1,032	\$1,424	\$798	\$1,300	\$655	\$1,300	\$1,300
641 641 233	Printing & Binding	\$186	\$0	\$0	\$0	\$0	\$0	\$0
641 641 234	Copies	\$1	\$37	\$109	\$75	\$25	\$100	\$100
641 641 236	Janitorial Supplies	\$3,717	\$4,474	\$3,306	\$4,200	\$1,577	\$4,200	\$4,200
641 641 240	Chemicals & Gases	\$33,496	\$34,378	\$35,240	\$38,000	\$16,821	\$38,000	\$39,000
641 641 241	Agricultural Supplies	\$5,934	\$5,646	\$8,869	\$8,500	\$7,933	\$8,500	\$9,000
641 641 242	Recreation Supplies	\$1,996	\$3,550	\$3,707	\$3,000	\$2,854	\$3,500	\$4,000
641 641 243	Medical & Safety Supplies	\$1,210	\$0	\$0	\$100	\$0	\$100	\$100
641 641 244	Uniforms & Dry Goods	\$462	\$664	\$677	\$1,200	\$0	\$1,000	\$1,000
641 641 247	Small Tools & Hardware	\$565	\$964	\$207	\$1,000	\$65	\$900	\$900
641 641 261	Membership Dues	\$661	\$626	\$671	\$800	\$886	\$900	\$1,000
641 641 263	Travel Expense	\$386	\$117	\$0	\$1,000	\$91	\$1,000	\$1,000
641 641 264	Schools	\$0	\$10	\$0	\$0	\$0	\$0	\$0
641 641 265	Conferences & Meetings	\$1,364	\$2,908	\$2,110	\$3,800	\$356	\$3,500	\$3,800
641 641 271	Telephone	\$1,946	\$2,135	\$2,098	\$2,200	\$1,124	\$2,200	\$2,200
641 641 272	Electricity	\$20,749	\$26,909	\$17,468	\$27,000	\$6,123	\$20,000	\$20,000
641 641 273	Fuel-Heating	\$5,530	\$3,365	\$5,649	\$6,000	\$4,218	\$6,000	\$6,500
641 641 274	Water Service	\$1,879	\$2,178	\$1,993	\$3,049	\$978	\$3,000	\$3,000



**City of Yankton**  
**Adopted 2015 Budget**

Fund: **Golf Course**

**Operating Expenses**

Activity: **Parks & Recreation**

ACCOUNT NO.	DESCRIPTION	2011 ACTUAL	2012 ACTUAL	2013 ACTUAL	2014 ADOPTED	2014 Y.T.D.	2014 ESTIMATED	2015 ADOPTED
641 641 275	Sewer Service	\$1,688	\$2,043	\$1,767	\$2,100	\$545	\$2,100	\$2,100
641 641 276	Landfill	\$476	\$384	\$560	\$600	\$46	\$600	\$600
641 641 281	Billing and Administration	\$65,378	\$67,340	\$67,340	\$67,340	\$33,670	\$67,340	\$67,340
641 641 291	Depreciation	\$55,745	\$57,883	\$58,544	\$55,745	\$29,281	\$55,745	\$55,745
	<b>Subtotal Other Current Expenditures</b>	<b>\$294,148</b>	<b>\$324,203</b>	<b>\$301,643</b>	<b>\$322,269</b>	<b>\$149,842</b>	<b>\$313,399</b>	<b>\$318,145</b>
641 641 701	Cash Short	\$598	\$145	\$672	\$300	\$399	\$500	\$500
641 641 710	Entree	\$27,916	\$26,785	\$32,436	\$27,000	\$11,156	\$27,000	\$27,000
641 641 714	Candy	\$3,795	\$13,542	\$4,329	\$4,500	\$1,598	\$4,000	\$4,000
641 641 718	Beer	\$28,129	\$32,271	\$29,848	\$32,000	\$14,831	\$28,000	\$28,000
641 641 720	Beverages	\$11,256	\$8,746	\$9,157	\$10,000	\$5,042	\$9,000	\$9,000
641 641 722	Drinks	\$301	\$0	\$0	\$0	\$0	\$0	\$0
641 641 724	Coffee	\$0	\$75	\$0	\$75	\$0	\$75	\$75
641 641 746	Golf Car Rental	\$33,639	\$30,419	\$25,477	\$27,000	\$26,236	\$26,236	\$26,000
641 641 749	Reimbursement-Golf Shed Rental	\$0	\$0	\$0	\$0	\$342	\$342	\$0
641 641 752	Pull Carts - Rental	\$0	\$774	\$0	\$0	\$852	\$900	\$900
641 641 754	Driving Range	\$2,814	\$3,058	\$2,385	\$2,500	\$2,297	\$2,500	\$2,500
641 641 756	Handicapping	\$7,359	\$7,210	\$6,948	\$7,000	\$6,905	\$7,000	\$7,100
641 641 760	Golf Balls	\$18,712	\$18,187	\$21,320	\$19,000	\$9,648	\$19,000	\$19,000
641 641 762	Gloves	\$4,110	\$635	\$5,083	\$3,800	\$718	\$3,200	\$3,200
641 641 764	Golf Caps/Visors	\$3,882	\$5,002	\$3,667	\$5,200	\$1,001	\$4,100	\$4,200
641 641 766	Merchandise	\$20,693	\$34,536	\$35,780	\$40,000	\$21,154	\$36,000	\$36,000
641 641 768	Golf Equipment	\$43,140	\$48,630	\$47,783	\$52,000	\$37,429	\$49,000	\$49,000
641 641 770	Miscellaneous Merchandise	\$0	\$0	\$0	\$0	\$0	\$0	\$0
641 641 788	Junior Golf Program	\$920	\$746	\$790	\$1,000	\$300	\$1,000	\$1,000
641 641 790	Club Repairs	(\$1,395)	\$7,114	\$5,713	\$6,000	\$4,879	\$6,000	\$6,000
641 641 791	Miscellaneous	\$8,619	\$0	\$0	\$0	\$0	\$0	\$0
	<b>Subtotal Resale Expenditures</b>	<b>\$214,488</b>	<b>\$237,875</b>	<b>\$231,388</b>	<b>\$237,375</b>	<b>\$144,787</b>	<b>\$223,853</b>	<b>\$223,475</b>
	<b>Total Operating Expenditures</b>	<b>\$795,968</b>	<b>\$888,063</b>	<b>\$863,922</b>	<b>\$916,256</b>	<b>\$454,053</b>	<b>\$893,864</b>	<b>\$901,847</b>

**City of Yankton**  
**Adopted 2015 Budget**

Fund: **Golf Course**

Function: **Improvement & Extensions**

Activity: **Parks & Recreation**

ACCOUNT NO.	DESCRIPTION	2011 ACTUAL	2012 ACTUAL	2013 ACTUAL	2014 ADOPTED	2014 Y.T.D.	2014 ESTIMATED	2015 ADOPTED
	Revenues:							
	Net Gain(Loss)	(\$91,241)	(\$83,912)	(\$135,985)	\$13,584	\$6,403	\$48,342	\$40,893
	Depreciation	\$55,745	\$57,883	\$58,544	\$55,745	\$29,281	\$55,745	\$55,745
	Beginning Balance	\$99,168	\$7,303	(\$45,130)	\$179,579	(\$122,571)	(\$122,571)	(\$132,184)
	<b>Total Funds Available</b>	<b>\$63,672</b>	<b>(\$18,726)</b>	<b>(\$122,571)</b>	<b>\$248,908</b>	<b>(\$86,887)</b>	<b>(\$18,484)</b>	<b>(\$35,546)</b>
	Application of Funds Available							
	Equipment	\$56,369	\$26,404	\$0	\$116,500	\$1,302	\$113,700	\$114,000
	<b>Total Applied</b>	<b>\$56,369</b>	<b>\$26,404</b>	<b>\$0</b>	<b>\$116,500</b>	<b>\$1,302</b>	<b>\$113,700</b>	<b>\$114,000</b>
	Due to / Due From	\$0	\$0	\$0	\$0	\$0	\$0	\$0
	<b>Ending Balance</b>	<b>\$7,303</b>	<b>(\$45,130)</b>	<b>(\$122,571)</b>	<b>\$132,408</b>	<b>(\$88,189)</b>	<b>(\$132,184)</b>	<b>(\$149,546)</b>

**City of Yankton**  
**Adopted 2015 Budget**

Fund: **Golf Course**

Function: **Improvement & Extension**

Activity: **Parks & Recreation**

ACCOUNT NO.	DESCRIPTION	2011 ACTUAL	2012 ACTUAL	2013 ACTUAL	2014 ADOPTED	2014 Y.T.D.	2014 ESTIMATED	2015 ADOPTED
641 641 411	Interest	\$0	\$0	\$0	\$0	\$0	\$0	\$0
	Total Interest & Fiscal Fees	\$0	\$0	\$0	\$0	\$0	\$0	\$0
	Total Nonoperating Expenses	\$0	\$0	\$0	\$0	\$0	\$0	\$0
641 641 350	Course Equipment	\$56,369	\$26,404	\$0	\$116,500	\$1,302	\$113,700	\$114,000
	Total Capital Expenditures	\$56,369	\$26,404	\$0	\$116,500	\$1,302	\$113,700	\$114,000
641 641 399	Debt Service Reserve-Current	\$0	\$0	\$0	\$0	\$0	\$0	\$0
	Debt Service Reserve-Total	\$0	\$0	\$0	\$0	\$0	\$0	\$0

**CENTRAL GARAGE  
ACCOUNT #801**

**PURPOSE OF THIS DEPARTMENT:** Why does this department exist?

Provide quick and effective customer service response for the proper maintenance of the City's fleet of vehicles and mobile equipment.

**DEPARTMENT PERSONNEL:** one Fleet Supervisor and one Fleet Mechanic.

**City of Yankton**  
**Adopted 2015 Budget**

**Fund: Central Garage**                      **Estimated Revenue**                      **Activity: Public Works Department**

ACCOUNT NO.	DESCRIPTION	2011 ACTUAL	2012 ACTUAL	2013 ACTUAL	2014 ADOPTED	2014 Y.T.D.	2014 ESTIMATED	2015 ADOPTED
801 3310	Generator Grant	\$0	\$0	\$0	\$0	\$0	\$0	\$44,325
801 3650	Central Garage Billings - City	\$629,283	\$650,349	\$615,850	\$706,594	\$238,226	\$706,594	\$756,987
801 3651	Central Garage Billings - Other	\$47,873	\$44,157	\$49,740	\$35,000	\$22,740	\$35,000	\$35,000
801 3652	Central Garage Billings - Yanton Trans	\$66,486	\$67,386	\$69,569	\$55,000	\$26,632	\$60,000	\$60,000
	<b>Total Revenue</b>	<b>\$743,642</b>	<b>\$761,892</b>	<b>\$735,159</b>	<b>\$796,594</b>	<b>\$287,598</b>	<b>\$801,594</b>	<b>\$896,312</b>

**City of Yankton**  
**Adopted 2015 Budget**

Fund: **Central Garage**

**Operating Expenses**

Activity: **Public Works Department**

ACCOUNT NO.	DESCRIPTION	2011 ACTUAL	2012 ACTUAL	2013 ACTUAL	2014 ADOPTED	2014 Y.T.D.	2014 ESTIMATED	2015 ADOPTED
801 801 101	Regular Wages	\$89,151	\$79,249	\$79,243	\$97,074	\$36,572	\$97,074	\$101,186
801 801 103	Overtime Wages	\$287	\$195	\$531	\$500	\$28	\$500	\$500
801 801 111	OASI	\$6,537	\$5,453	\$6,005	\$7,464	\$2,703	\$7,464	\$7,779
801 801 121	Retirement	\$5,366	\$4,443	\$4,787	\$5,854	\$2,156	\$5,854	\$6,101
801 801 131	Worker's Compensation	\$1,556	\$1,545	\$1,556	\$1,691	(\$734)	\$1,691	\$1,776
801 801 132	Group Insurance	\$13,244	\$14,877	\$15,888	\$16,266	\$8,874	\$16,266	\$17,893
801 801 133	Unemployment Insurance	\$135	\$181	\$129	\$149	\$114	\$149	\$156
	<b>Subtotal Personnel Services</b>	<b>\$116,276</b>	<b>\$105,943</b>	<b>\$108,139</b>	<b>\$128,998</b>	<b>\$49,713</b>	<b>\$128,998</b>	<b>\$135,391</b>
801 801 202	Professional Services	\$2,673	\$2,910	\$1,778	\$2,300	\$1,061	\$2,300	\$2,300
801 801 221	Rep. & Maint. - Equipment	\$1,320	\$2,374	\$3,076	\$3,000	\$908	\$3,000	\$3,000
801 801 223	Rep. & Maint. - Buildings	\$2,435	\$3,262	\$3,015	\$3,000	\$1,857	\$3,000	\$3,000
801 801 232	Office Supplies	\$468	\$843	\$645	\$800	\$181	\$800	\$800
801 801 236	Janitorial Supplies	\$1,631	\$2,662	\$1,450	\$1,600	\$524	\$1,600	\$1,600
801 801 238	Garage Gasoline & Lubricants	\$397,357	\$410,520	\$406,050	\$440,000	\$183,702	\$440,000	\$440,000
801 801 240	Chemicals & Gases	\$269	\$263	\$632	\$800	\$168	\$800	\$800
801 801 243	Medical & Safety Supplies	\$167	\$146	\$194	\$200	\$15	\$200	\$200
801 801 244	Uniforms & Dry Goods	\$10	\$82	\$96	\$100	\$42	\$100	\$100
801 801 247	Small Tools & Hardware	\$5,740	\$4,792	\$4,626	\$7,000	\$461	\$7,000	\$7,000
801 801 249	Garage Parts	\$153,559	\$168,735	\$174,213	\$170,000	\$87,171	\$170,000	\$170,000
801 801 264	Schools	\$0	\$0	\$0	\$250	\$0	\$250	\$250
801 801 271	Telephone	\$81	\$43	\$44	\$250	\$22	\$250	\$250
801 801 272	Electricity	\$9,847	\$10,230	\$10,223	\$11,000	\$5,541	\$11,000	\$11,000
801 801 273	Fuel-Heating	\$5,944	\$2,620	\$5,742	\$8,500	\$5,863	\$8,500	\$8,500
801 801 274	Water Purchased	\$414	\$413	\$446	\$750	\$401	\$750	\$750
801 801 275	Sewer Service	\$519	\$520	\$530	\$580	\$352	\$580	\$580
801 801 276	Landfill	\$9,491	\$606	\$389	\$400	\$172	\$400	\$400
801 801 291	Depreciation	\$13,664	\$12,266	\$14,602	\$17,066	\$6,339	\$17,066	\$17,066
	<b>Subtotal Other Current Expenditures</b>	<b>\$605,589</b>	<b>\$623,287</b>	<b>\$627,751</b>	<b>\$667,596</b>	<b>\$294,780</b>	<b>\$667,596</b>	<b>\$667,596</b>
	<b>Total Operating Expenses</b>	<b>\$721,865</b>	<b>\$729,230</b>	<b>\$735,890</b>	<b>\$796,594</b>	<b>\$344,493</b>	<b>\$796,594</b>	<b>\$802,987</b>

**City of Yankton**  
**Adopted 2015 Budget**

Fund: **Central Garage**

Function: **Improvement & Extensions**

Activity: **Public Works**

ACCOUNT NO.	DESCRIPTION	2011 ACTUAL	2012 ACTUAL	2013 ACTUAL	2014 ADOPTED	2014 Y.T.D.	2014 ESTIMATED	2015 ADOPTED
	Revenues:							
	Net Gain(Loss)	\$21,777	\$32,662	(\$731)	\$0	(\$56,895)	\$5,000	\$93,325
	Depreciation	\$13,664	\$12,266	\$14,602	\$17,066	\$6,339	\$17,066	\$17,066
	Beginning Balance	\$145,720	\$179,248	\$182,331	\$49,360	\$192,434	\$192,434	\$149,500
	<b>Total Funds Available</b>	<b>\$181,161</b>	<b>\$224,176</b>	<b>\$196,202</b>	<b>\$66,426</b>	<b>\$141,878</b>	<b>\$214,500</b>	<b>\$259,891</b>
	Application of Funds Available							
	Equipment	\$1,913	\$41,845	\$3,768	\$29,000	\$4,363	\$65,000	\$49,000
	<b>Total Applied</b>	<b>\$1,913</b>	<b>\$41,845</b>	<b>\$3,768</b>	<b>\$29,000</b>	<b>\$4,363</b>	<b>\$65,000</b>	<b>\$49,000</b>
	<b>Ending Balance</b>	<b>\$179,248</b>	<b>\$182,331</b>	<b>\$192,434</b>	<b>\$37,426</b>	<b>\$137,515</b>	<b>\$149,500</b>	<b>\$210,891</b>

**City of Yankton**  
**Adopted 2015 Budget**

Fund: **Central Garage**

Function: **Improvement & Extension**

Activity: **Public Works**

ACCOUNT NO.	DESCRIPTION	2011 ACTUAL	2012 ACTUAL	2013 ACTUAL	2014 ADOPTED	2014 Y.T.D.	2014 ESTIMATED	2015 ADOPTED
801 801 580	Loss on Disposition of Assets	\$0	\$0	\$0	\$0	\$0	\$0	\$0
	Total Nonoperating Expenses	\$0	\$0	\$0	\$0	\$0	\$0	\$0
801 801 350	Equipment	\$1,913	\$41,845	\$3,768	\$29,000	\$4,363	\$65,000	\$49,000
	Total Capital Expenditures	\$1,913	\$41,845	\$3,768	\$29,000	\$4,363	\$65,000	\$49,000



**CITY OF YANKTON**  
**FIVE YEAR CAPITAL IMPROVEMENT PLAN**  
**FISCAL YEARS 2014 – 2018**





# CITY OF YANKTON



## FIVE YEAR CAPITAL IMPROVEMENT PLAN

### FISCAL YEARS 2014 – 2018









#### INTRODUCTION

The Fiscal Year 2014-2018 Capital Improvement Plan (CIP) is an update of the City’s annual capital improvement planning process. The five-year plan provides a schedule for capital projects and identifies funding sources.

The CIP is vital to the City of Yankton. It is a plan for physical improvements to public facilities / infrastructure and the purchase of capital equipment. The plan additionally has a positive economic impact on the local economy. The City Commission has recognized the importance of this planning process and annually engages in the preparation, review and adoption of the Capital Improvement Plan. Public meetings are held annually to review the five-year plan.

The five-year CIP is revised annually to include new projects, reflect changes in priorities and to extend the plan an additional year. The first year of the plan is the current year and is adjusted throughout the year as needs dictate or when changes are made to existing approved projects.

#### Legend

-  **100 Series – General Fund**
-  **200 Series – Special Revenues**
-  **500 Series – Capital Projects**
-  **600 Series – Enterprise Fund**
-  **800 series – Internal Services**
  
-  **Recent Changes to the Plan – Increases or Funding Changes**
-  **Recent Changes to the Plan – Decreases**
-  **Contingency Items**

**CITY OF YANKTON**  
**FIVE YEAR CAPITAL IMPROVEMENT PLAN**

DEPARTMENT	DESCRIPTION	2014	2015	2016	2017	2018	TOTAL
<b>CITY MANAGER'S OFFICE</b> 101.102.xxx	OFFICE FURNITURE / EQUIPMENT	\$1,000	\$1,000	\$1,000	\$1,000	\$1,000	\$5,000
	TOTAL	\$1,000	\$1,000	\$1,000	\$1,000	\$1,000	\$5,000
	GENERAL	\$1,000	\$1,000	\$1,000	\$1,000	\$1,000	\$5,000
<b>FINANCE</b> 101.104.xxx	OFFICE FURNITURE / EQUIPMENT	\$500	\$1,000	\$1,000	\$1,000	\$1,000	\$4,500
	OFFICE FURNITURE / EQUIPMENT	\$500	\$0	\$0	\$0	\$0	\$500
	TOTAL	\$1,000	\$1,000	\$1,000	\$1,000	\$1,000	\$5,000
	GENERAL	\$1,000	\$1,000	\$1,000	\$1,000	\$1,000	\$5,000
<b>INFORMATION SERVICES</b> 101.105.xxx	SERVER & COMPUTER EQUIPMENT	\$64,500	\$25,000	\$30,000	\$30,000	\$30,000	\$179,500
	AS400 REPLACEMENT OR PC SYSTEM CONVERSION	\$0	\$0	\$200,000	\$0	\$0	\$200,000
	OFFICE FURNITURE / EQUIPMENT	\$1,000	\$1,000	\$1,000	\$1,000	\$1,000	\$5,000
	PLOTTER / PRINTER REPLACEMENT	\$24,000	\$2,000	\$2,000	\$2,000	\$2,000	\$32,000
	WIDE FORMAT SCANNER	\$16,000	\$0	\$0	\$0	\$0	\$16,000
	TECHNOLOGY EQUIPMENT	\$3,000	\$1,000	\$1,000	\$1,000	\$1,000	\$7,000
	DIGITAL CAMERA	\$1,000	\$0	\$0	\$0	\$0	\$1,000
	SOFTWARE UPGRADE / MAINTENANCE	\$2,000	\$2,000	\$2,000	\$3,000	\$3,000	\$12,000
TOTAL	\$111,500	\$31,000	\$236,000	\$37,000	\$37,000	\$452,500	
	GENERAL	\$111,500	\$31,000	\$236,000	\$37,000	\$37,000	\$452,500
<b>COMMUNITY DEVELOPMENT</b> 101.106.xxx	VEHICLE REPLACEMENT	\$0	\$0	\$0	\$25,000	\$0	\$25,000
	OFFICE FURNITURE / EQUIPMENT	\$1,000	\$0	\$1,000	\$0	\$1,000	\$3,000
	BUILDING PERMIT, ORDINANCE COMPLIANCE, ZONING SOFTWARE SYSTEM	\$0	\$30,000	\$0	\$0	\$0	\$30,000
	TOTAL	\$1,000	\$30,000	\$1,000	\$25,000	\$1,000	\$58,000
	GENERAL	\$1,000	\$30,000	\$1,000	\$25,000	\$1,000	\$58,000

**CITY OF YANKTON**  
**FIVE YEAR CAPITAL IMPROVEMENT PLAN**

DEPARTMENT	DESCRIPTION	2014	2015	2016	2017	2018	TOTAL	
<b>POLICE</b> 101.111.xxx	RANGE UPGRADE	\$0	\$3,000	\$3,000	\$3,000	\$3,000	\$12,000	
	RANGE UPGRADE	\$3,000	\$0	\$0	\$0	\$0	\$3,000	
	VEHICLE REPLACEMENTS	\$0	\$80,000	\$80,000	\$80,000	\$80,000	\$320,000	
	VEHICLE REPLACEMENTS	\$82,000	\$0	\$0	\$0	\$0	\$82,000	
	PROTECTIVE VESTS	\$7,000	\$7,000	\$7,000	\$7,000	\$7,000	\$35,000	
	K-9 DOG UNIT	\$0	\$15,000	\$15,000	\$2,000	\$2,000	\$34,000	
	K-9 DOG UNIT	\$2,000	\$0	\$0	\$0	\$0	\$2,000	
	SPECIAL RESPONSE TEAM EQUIPMENT	\$7,000	\$7,500	\$6,000	\$6,000	\$6,000	\$32,500	
	TASERS	\$3,000	\$4,500	\$4,500	\$4,500	\$4,500	\$21,000	
	VIDEO CAMERA AND RECORDER-PATROL CARS	\$0	\$1,000	\$1,000	\$1,000	\$5,000	\$8,000	
	RADIOS	\$110,700	\$0	\$0	\$0	\$1,000	\$111,700	
	PORTABLE RADIOS	\$75,000	\$0	\$0	\$0	\$6,000	\$81,000	
	IN CAR COMPUTERS	\$0	\$5,000	\$5,000	\$5,000	\$5,000	\$20,000	
	IN CAR COMPUTERS	\$5,000	\$0	\$0	\$0	\$0	\$5,000	
	REPLACE RADAR	\$0	\$0	\$5,000	\$0	\$5,000	\$10,000	
	FURNITURE	\$0	\$2,500	\$2,500	\$2,500	\$2,500	\$10,000	
	FURNITURE	\$2,500	\$0	\$0	\$0	\$0	\$2,500	
	DETECTIVE EQUIPMENT	\$0	\$4,000	\$4,000	\$4,000	\$4,000	\$16,000	
	DETECTIVE EQUIPMENT	\$4,000	\$0	\$0	\$0	\$0	\$4,000	
	CAMERAS	\$0	\$1,000	\$1,000	\$1,000	\$1,000	\$4,000	
	WEAPONS	\$0	\$6,000	\$0	\$0	\$0	\$6,000	
	TOTAL	\$301,200	\$136,500	\$134,000	\$116,000	\$132,000	\$819,700	
	GENERAL	\$301,200	\$136,500	\$134,000	\$116,000	\$132,000	\$819,700	
	TOTAL	\$301,200	\$136,500	\$134,000	\$116,000	\$132,000	\$819,700	
	<b>ANIMAL CONTROL</b> 101.113.xxx	SHELTER RENOVATION	\$3,000	\$0	\$0	\$0	\$0	\$3,000
		TOTAL	\$3,000	\$0	\$0	\$0	\$0	\$3,000
		GENERAL	\$3,000	\$0	\$0	\$0	\$0	\$3,000
TOTAL		\$3,000	\$0	\$0	\$0	\$0	\$3,000	

**CITY OF YANKTON**  
**FIVE YEAR CAPITAL IMPROVEMENT PLAN**

DEPARTMENT	DESCRIPTION	2014	2015	2016	2017	2018	TOTAL
<b>FIRE</b>	2ND STATION DEBT SERVICE	\$190,232	\$190,232	\$190,232	\$190,232	\$190,232	\$951,160
101.114.xxx	2ND STATION - OTHER DEBT SERVICE	\$1,425	\$1,425	\$1,425	\$1,425	\$1,425	\$7,125
	2ND STATION CAPITAL	\$0	\$0	\$0	\$0	\$0	\$0
	CYCLICAL REPLACEMENT OF PERSONAL PROTECTIVE EQUIPMENT	\$6,800	\$10,000	\$10,000	\$10,000	\$10,000	\$46,800
	CYCLICAL REPLACEMENT OF PERSONAL PROTECTIVE EQUIPMENT	\$3,200	\$0	\$0	\$0	\$0	\$3,200
	CYCLICAL REPLACEMENT OF FIRE HOSE/NOZZLES/WATER EQUIPMENT	\$2,000	\$2,500	\$2,500	\$2,500	\$2,500	\$12,000
	CYCLICAL REPLACEMENT OF FIRE HOSE/NOZZLES/WATER EQUIPMENT	\$1,500	\$0	\$0	\$0	\$0	\$1,500
	CYCLICAL REPLACEMENT OF PAGERS	\$500	\$500	\$500	\$500	\$500	\$2,500
	CYCLICAL REPLACEMENT OF PAGERS	\$1,500	\$0	\$0	\$0	\$0	\$1,500
	FIRE GRANT EQUIPMENT (95/5)	\$25,000	\$100,000	\$100,000	\$100,000	\$100,000	\$425,000
	FIRE GRANT EQUIPMENT (95/5)	\$75,000	\$0	\$0	\$0	\$0	\$75,000
	REPLACE ENGINE #2 - 1992	\$305,000	\$0	\$0	\$0	\$0	\$305,000
	REPLACE LADDER #1 - 1989	\$0	\$500,000	\$150,000	\$150,000	\$150,000	\$950,000
	REPLACE SCBA (2019 - 36 x \$6,700)	\$0	\$0	\$0	\$0	\$241,200	\$241,200
	REPLACE DOOR LOCK SYSTEM	\$0	\$0	\$0	\$0	\$3,900	\$3,900
	REPLACE THERMAL IMAGING CAMERA - 1998	\$0	\$0	\$0	\$0	\$15,000	\$15,000
	REPLACE 2008 PICKUP - FIRE CHIEF	\$0	\$45,000	\$0	\$0	\$0	\$45,000
	REPLACE GARAGE DOORS STATION #1	\$0	\$0	\$0	\$0	\$15,000	\$15,000
	REPLACE 2009 PICKUP - DEPUTY FIRE CHIEF	\$0	\$0	\$45,000	\$0	\$0	\$45,000
	PAINT INTERIOR FIRE STATION #1	\$0	\$0	\$0	\$0	\$5,000	\$5,000
	PORTABLE SCENE LIGHTS	\$0	\$0	\$0	\$0	\$7,500	\$7,500
	MOBILE COMMAND POST	\$3,200	\$0	\$0	\$0	\$0	\$3,200
	REPLACE GEAR WASHER	\$0	\$0	\$0	\$0	\$5,000	\$5,000
	REPLACE HOSE / GEAR DRYER	\$0	\$0	\$0	\$0	\$13,500	\$13,500
	CONFINES SPACE COMMUNICATIONS SYSTEM	\$0	\$0	\$8,500	\$0	\$0	\$8,500
	MOBILE COMPUTERS	\$20,000	\$0	\$0	\$0	\$0	\$20,000
	<b>TOTAL</b>	<b>\$635,357</b>	<b>\$849,657</b>	<b>\$508,157</b>	<b>\$454,657</b>	<b>\$760,757</b>	<b>\$3,208,585</b>
	GENERAL	\$421,375	\$564,425	\$222,925	\$169,425	\$475,525	\$1,853,675
	FIRE STATION OPT-OUT	\$190,232	\$190,232	\$190,232	\$190,232	\$190,232	\$951,160
	GRANT FUNDS	\$23,750	\$95,000	\$95,000	\$95,000	\$95,000	\$403,750
	<b>TOTAL</b>	<b>\$635,357</b>	<b>\$849,657</b>	<b>\$508,157</b>	<b>\$454,657</b>	<b>\$760,757</b>	<b>\$3,208,585</b>
<b>CIVIL DEFENSE</b>	21ST STREET - RTEC SIREN	\$0	\$0	\$0	\$25,000	\$0	\$25,000
101.115.xxx	<b>TOTAL</b>	<b>\$0</b>	<b>\$0</b>	<b>\$0</b>	<b>\$25,000</b>	<b>\$0</b>	<b>\$25,000</b>
	GENERAL	\$0	\$0	\$0	\$0	\$0	\$0
	GRANT FUNDING	\$0	\$0	\$0	\$25,000	\$0	\$25,000
	<b>TOTAL</b>	<b>\$0</b>	<b>\$0</b>	<b>\$0</b>	<b>\$25,000</b>	<b>\$0</b>	<b>\$25,000</b>

**CITY OF YANKTON**  
**FIVE YEAR CAPITAL IMPROVEMENT PLAN**

DEPARTMENT	DESCRIPTION	2014	2015	2016	2017	2018	TOTAL
<b>ENGINEERING</b> 101.122.xxx	RADIOS / SURVEY	\$0	\$0	\$1,200	\$0	\$0	\$1,200
	VEHICLES - CARS/SURVEY VAN	\$0	\$0	\$38,000	\$0	\$0	\$38,000
	VEHICLES - CARS/SURVEY VAN	\$20,000	\$0	\$0	\$0	\$0	\$20,000
	ELECTRONIC RECORDS STORAGE	\$0	\$0	\$0	\$15,000	\$0	\$15,000
	REPLACE TOTAL STATION	\$0	\$33,000	\$0	\$0	\$0	\$33,000
	FURNITURE & OFFICE EQUIPMENT	\$1,000	\$3,000	\$3,000	\$3,500	\$3,500	\$14,000
	FURNITURE & OFFICE EQUIPMENT	\$2,000	\$0	\$0	\$0	\$0	\$2,000
	TOTAL	\$21,000	\$36,000	\$42,200	\$18,500	\$3,500	\$121,200
	GENERAL	\$21,000	\$36,000	\$42,200	\$18,500	\$3,500	\$121,200
	<b>STREETS</b> 101.123.xxx	REPLACE TRUCKS	\$122,000	\$0	\$0	\$138,000	\$140,000
ASHPALT CRACK ROUTER	\$0	\$0	\$18,000	\$0	\$0	\$18,000	
ONE TON TRUCK REPLACEMENT	\$0	\$62,000	\$0	\$65,000	\$0	\$127,000	
UTILITY TRACTOR WITH MOWER	\$98,301	\$0	\$0	\$0	\$0	\$98,301	
REPLACE PICKUP	\$0	\$38,000	\$0	\$0	\$0	\$38,000	
REPLACE MOTOR GRADER (SHARE W/SNOW & ICE)	\$0	\$125,000	\$0	\$0	\$0	\$125,000	
JOINT / CRACK FILLER	\$0	\$0	\$40,000	\$0	\$0	\$40,000	
OIL DISTRIBUTION TRUCK	\$0	\$0	\$165,000	\$0	\$0	\$165,000	
SKID LOADER	\$0	\$0	\$45,000	\$0	\$0	\$45,000	
ASHPALT STORAGE TANK	\$0	\$0	\$45,000	\$0	\$0	\$45,000	
TRAFFIC CONTROL	\$0	\$0	\$0	\$0	\$15,000	\$15,000	
AIR COMPRESSOR	\$0	\$0	\$0	\$0	\$20,000	\$20,000	
PICKUP	\$0	\$0	\$30,000	\$0	\$0	\$30,000	
MATERIALS STORAGE	\$0	\$0	\$35,000	\$0	\$0	\$35,000	
STREET SWEEPER	\$0	\$0	\$180,000	\$0	\$0	\$180,000	
REPLACE LOADER	\$0	\$0	\$0	\$150,000	\$0	\$150,000	
TOTAL	\$220,301	\$225,000	\$558,000	\$353,000	\$175,000	\$1,531,301	
GENERAL	\$220,301	\$225,000	\$558,000	\$353,000	\$175,000	\$1,531,301	
TOTAL	\$220,301	\$225,000	\$558,000	\$353,000	\$175,000	\$1,531,301	
<b>SNOW AND ICE REMOVAL</b> 101.124.xxx	REPLACE SNOW PLOWS	\$13,000	\$0	\$13,000	\$13,000	\$15,000	\$54,000
SNOW BOX	\$10,000	\$0	\$0	\$12,000	\$0	\$22,000	
SLIP-IN STAINLESS STEEL SANDER	\$33,000	\$0	\$0	\$0	\$35,000	\$68,000	
RESHINGLE SALT SHED	\$0	\$0	\$0	\$20,000	\$0	\$20,000	
REPLACE MOTOR GRADER (SHARE W/STREETS)	\$0	\$125,000	\$0	\$0	\$0	\$125,000	
SNOWBLOWER	\$0	\$0	\$0	\$0	\$100,000	\$100,000	
6X6 W / UNDERBODY	\$0	\$0	\$165,000	\$0	\$0	\$165,000	
TOTAL	\$56,000	\$125,000	\$178,000	\$45,000	\$150,000	\$554,000	
GENERAL	\$56,000	\$125,000	\$178,000	\$45,000	\$150,000	\$554,000	

**CITY OF YANKTON**  
**FIVE YEAR CAPITAL IMPROVEMENT PLAN**

DESCRIPTION	2014	2015	2016	2017	2018	TOTAL
<b>CITY HALL</b>						
101.125.xxx						
LAWN CARE EQUIPMENT AND LANDSCAPING	\$1,000	\$1,000	\$1,000	\$1,000	\$1,000	\$5,000
WINDOW REPLACEMENT	\$0	\$0	\$120,000	\$150,000	\$0	\$270,000
CARPET / FLOORING REPLACEMENT	\$1,500	\$1,500	\$1,500	\$1,500	\$1,500	\$7,500
ROOF MAINTENANCE	\$0	\$0	\$5,000	\$0	\$0	\$5,000
BUILDING MASONRY REPAIR	\$0	\$0	\$0	\$2,000	\$0	\$2,000
REPLACE PICKUP	\$0	\$0	\$20,000	\$0	\$0	\$20,000
CITY HALL GYM FLOORING	\$49,000	\$0	\$0	\$0	\$0	\$49,000
BASKETBALL HOOPS, BRACING, BACKBOARDS - 6	\$4,000	\$0	\$0	\$0	\$0	\$4,000
PORTABLE TENNIS NETS - 2	\$1,000	\$0	\$0	\$0	\$0	\$1,000
ELECTRICAL WIRING / DATA WIRING	\$0	\$10,000	\$70,000	\$0	\$0	\$80,000
GARAGE DOORS	\$7,700	\$0	\$0	\$0	\$0	\$7,700
KEY & SECURITY SYSTEM	\$40,000	\$0	\$0	\$0	\$0	\$40,000
TOTAL	\$104,200	\$12,500	\$217,500	\$154,500	\$2,500	\$491,200
GENERAL	\$104,200	\$12,500	\$217,500	\$154,500	\$2,500	\$491,200
TOTAL	\$104,200	\$12,500	\$217,500	\$154,500	\$2,500	\$491,200
<b>TRAFFIC CONTROL</b>						
101.126.xxx						
NEW STREET LIGHTS / DETECTOR LOOPS & CIRCUITS	\$5,000	\$5,000	\$5,000	\$5,000	\$5,000	\$25,000
SCHOOL CROSSINGS	\$3,000	\$3,000	\$3,000	\$3,000	\$3,000	\$15,000
STREET LIGHTING REPLACEMENT	\$11,000	\$11,000	\$11,000	\$12,000	\$12,000	\$57,000
SIGNAL SYSTEM UPGRADES / REPLACEMENT	\$25,000	\$25,000	\$25,000	\$25,000	\$25,000	\$125,000
TOTAL	\$44,000	\$44,000	\$44,000	\$45,000	\$45,000	\$222,000
GENERAL	\$44,000	\$44,000	\$44,000	\$45,000	\$45,000	\$222,000

**CITY OF YANKTON**  
**FIVE YEAR CAPITAL IMPROVEMENT PLAN**

DEPARTMENT	DESCRIPTION	2014	2015	2016	2017	2018	TOTAL
<b>AIRPORT - 127</b>	<b>BARREL HANGER MAINTENANCE</b>	\$5,000	\$2,000	\$2,000	\$2,000	\$2,000	\$13,000
<b>101.127.xxx</b>	UNDERGROUND TANK REMOVAL	\$10,000	\$0	\$0	\$0	\$0	\$10,000
	HANGER (2017 LAST YEAR)	\$34,145	\$34,145	\$34,145	\$34,145	\$0	\$136,580
	REPLACE FLOOR COVERINGS	\$0	\$0	\$4,000	\$0	\$0	\$4,000
	NEW FUELING SYSTEM	\$0	\$0	\$75,000	\$0	\$0	\$75,000
	SIGNAGE	\$0	\$0	\$0	\$5,000	\$0	\$5,000
	TERMINAL BUILDING & FUEL EQUIPMENT REPLACEMENT	\$1,000	\$1,000	\$1,000	\$1,000	\$1,000	\$5,000
	PICKUP	\$29,951	\$0	\$0	\$0	\$0	\$29,951
	PAVEMENT REPAIR	\$0	\$0	\$30,000	\$50,000	\$50,000	\$130,000
	FURNITURE REPLACEMENT	\$0	\$0	\$2,000	\$0	\$0	\$2,000
	LANDSCAPING	\$0	\$0	\$2,000	\$0	\$0	\$2,000
	ELECTRICAL LIGHTING & CEILING TILE REPLACEMENT	\$0	\$0	\$3,500	\$0	\$0	\$3,500
	REPLACE MOWER	\$0	\$8,000	\$0	\$0	\$0	\$8,000
	OUTFRONT SNOW BLOWER	\$0	\$0	\$5,000	\$0	\$0	\$5,000
	OUTFRONT MOWER	\$0	\$0	\$25,000	\$0	\$0	\$25,000
	EQUIPMENT PURCHASING SNOW REMOVAL & MAINTENANCE	\$0	\$0	\$20,000	\$165,000	\$0	\$185,000
	<b>SUBTOTAL</b>	\$80,096	\$45,145	\$203,645	\$257,145	\$53,000	\$639,031
	<b>Federal Grant Funding Ratio</b>	<b>90/5/5</b>	<b>90/5/5</b>	<b>90/5/5</b>	<b>90/5/5</b>	<b>90/5/5</b>	
<b>502.511.xxx</b>	PAVEMENT MAINTENANCE RUNWAY OVERLAY (5% CITY / 5% STATE)	\$0	\$0	\$0	\$0	\$680,000	\$680,000
	INSTALL WILDLIFE FENCING (3% CITY / 2% STATE) 502.511.xxx	\$8,500	\$0	\$0	\$0	\$0	\$8,500
	RECONSTRUCT TAXIWAY HANGER TIE IN(100% CITY)	\$5,000	\$5,000	\$25,000	\$0	\$0	\$35,000
	RECONSTRUCT APRON (5% CITY / 5% STATE) 502.511.xxx	\$90,000	\$360,000	\$0	\$0	\$0	\$450,000
	APRON - TERMINAL BUILDING (5% CITY / 5% STATE) 502.511.xxx	\$0	\$0	\$0	\$1,000,000	\$0	\$1,000,000
	NEW T-HANGER 502.511.xxx	\$0	\$0	\$0	\$0	\$500,000	\$500,000
	ALP UPDATE (3% CITY / 2% STATE) 502.511.xxx	\$2,506	\$0	\$0	\$0	\$0	\$2,506
	DESIGN & CONSTRUCT MIDFIELD TAXIWAY (5% CITY, 5% STATE)	\$2,546	\$0	\$410,000	\$0	\$0	\$412,546
	FAA NORTH ACCESS AND UTILITIES (5% CITY, 5% STATE)	\$0	\$0	\$0	\$0	\$380,000	\$380,000
	REPLACE BARRELL HANGER	\$0	\$0	\$0	\$0	\$300,000	\$300,000
	<b>SUBTOTAL</b>	\$108,552	\$365,000	\$435,000	\$1,000,000	\$1,860,000	\$3,768,552
	<b>TOTAL</b>	\$188,648	\$410,145	\$638,645	\$1,257,145	\$1,913,000	\$4,407,583
	GENERAL	\$56,128	\$34,000	\$215,000	\$273,000	\$1,267,000	\$1,845,128
	BBB	\$34,145	\$34,145	\$34,145	\$34,145	\$0	\$136,580
	FEDERAL FUNDS	\$93,197	\$324,000	\$369,000	\$900,000	\$612,000	\$2,298,197
	STATE FUNDS	\$5,178	\$18,000	\$20,500	\$50,000	\$34,000	\$127,678
	<b>TOTAL</b>	\$188,648	\$410,145	\$638,645	\$1,257,145	\$1,913,000	\$4,407,583



**CITY OF YANKTON**  
**FIVE YEAR CAPITAL IMPROVEMENT PLAN**

DEPARTMENT	DESCRIPTION	2014	2015	2016	2017	2018	TOTAL
<b>SENIOR CITIZENS CENTER - 141</b> 101.141.xxx	CONCRETE REPLACEMENT	\$1,000	\$1,000	\$5,000	\$1,000	\$1,000	\$9,000
	FLOORING	\$3,000	\$0	\$0	\$3,000	\$0	\$6,000
	WINDOW REPLACEMENT	\$1,000	\$1,000	\$1,000	\$1,000	\$1,000	\$5,000
	CEILING TILE	\$200	\$200	\$200	\$300	\$300	\$1,200
	BUFFER REPLACEMENT	\$0	\$0	\$1,500	\$0	\$0	\$1,500
	FLOORING - MAIN ASSEMBLY	\$0	\$14,000	\$0	\$0	\$0	\$14,000
	LANDSCAPING	\$1,000	\$1,000	\$1,000	\$1,000	\$1,000	\$5,000
	TABLES / CHAIRS	\$1,000	\$1,000	\$1,000	\$1,000	\$1,000	\$5,000
	HOT WATER HEATER	\$0	\$0	\$0	\$1,500	\$0	\$1,500
	NEW ADDITION	\$0	\$0	\$650,000	\$0	\$0	\$650,000
	AUTO DOOR OPENER - MAIN ENTRANCE	\$2,296	\$0	\$0	\$0	\$0	\$2,296
	PARKING LOT GRIND & OVERLAY	\$0	\$25,000	\$0	\$0	\$0	\$25,000
	ROOF REPAIR	\$0	\$0	\$3,000	\$0	\$0	\$3,000
	TOTAL	\$9,496	\$43,200	\$662,700	\$8,800	\$4,300	\$728,496
	GENERAL	\$3,430	\$21,600	\$331,350	\$4,400	\$2,150	\$362,930
	SENIOR CITIZEN CENTER	\$2,637	\$0	\$0	\$0	\$0	\$2,637
	YANKTON COUNTY	\$3,430	\$21,600	\$331,350	\$4,400	\$2,150	\$362,930
TOTAL	\$9,496	\$43,200	\$662,700	\$8,800	\$4,300	\$728,496	
<b>LIBRARY - 142</b> 101.142.xxx	AUDIO VISUAL MATERIALS	\$7,500	\$13,000	\$13,500	\$14,000	\$15,000	\$63,000
	AUDIO VISUAL MATERIALS	\$3,500	\$0	\$0	\$0	\$0	\$3,500
	NEW BOOKS	\$36,800	\$52,000	\$53,000	\$54,000	\$55,000	\$250,800
	NEW BOOKS	\$14,200	\$0	\$0	\$0	\$0	\$14,200
	CHILDREN'S SHELVING	\$0	\$5,000	\$0	\$0	\$0	\$5,000
	LIBRARY ROOF	\$0	\$0	\$0	\$110,000	\$0	\$110,000
	STAFF CHAIRS	\$0	\$0	\$0	\$0	\$2,000	\$2,000
	LCD PROJECTOR	\$0	\$0	\$0	\$0	\$3,500	\$3,500
	BATHROOM STALLS	\$0	\$0	\$0	\$0	\$10,000	\$10,000
	SOUTH DOORS	\$0	\$0	\$0	\$0	\$20,000	\$20,000
	NEW LIBRARY	\$0	\$0	\$0	\$0	\$4,000,000	\$4,000,000
	TOTAL	\$62,000	\$70,000	\$66,500	\$178,000	\$4,105,500	\$4,482,000
	GENERAL	\$62,000	\$70,000	\$66,500	\$178,000	\$105,500	\$482,000
	AMOUNT TO BE PROVIDED	\$0	\$0	\$0	\$0	\$4,000,000	\$4,000,000
	TOTAL	\$62,000	\$70,000	\$66,500	\$178,000	\$4,105,500	\$4,482,000

**CITY OF YANKTON**  
**FIVE YEAR CAPITAL IMPROVEMENT PLAN**

DEPARTMENT	DESCRIPTION	2014	2015	2016	2017	2018	TOTAL	
<b>PARKS &amp; RECREATION</b> 201.201.xxx	LANDSCAPING (201.201.301)	\$5,000	\$7,000	\$7,000	\$7,000	\$7,000	\$33,000	
	LAWN MOWERS (201.201.350)	\$0	\$75,000	\$40,000	\$25,000	\$25,000	\$165,000	
	LAWN MOWERS (201.201.350)	\$60,000	\$0	\$0	\$0	\$0	\$60,000	
	PLAYGROUND EQUIPMENT (201.201.350)	\$0	\$15,000	\$15,000	\$150,000	\$15,000	\$195,000	
	SHOP EQUIPMENT (201.201.350)	\$1,000	\$1,000	\$1,000	\$1,000	\$1,000	\$5,000	
	LAWN CARE EQUIPMENT (201.201.350)	\$2,000	\$2,000	\$3,000	\$3,000	\$3,000	\$13,000	
	VICON SPREADER FOR UTILITY VEHICLE (201.201.350)	\$13,000	\$0	\$0	\$0	\$0	\$13,000	
	TRUCKS (201.201.350)	\$0	\$0	\$200,000	\$29,000	\$29,000	\$258,000	
	PARK FURNITURE (201.201.350)	\$6,000	\$6,000	\$6,000	\$6,000	\$6,000	\$30,000	
	NEW HOLLAND TRACTOR REPLACEMENT	\$0	\$0	\$0	\$0	\$29,000	\$29,000	
	HOT WATER WASHER WITH TRAILER	\$8,000	\$0	\$0	\$0	\$0	\$8,000	
	REPLACE STUMP GRUBBER (201.201.350)	\$4,000	\$0	\$0	\$0	\$0	\$4,000	
	TWO WHEEL TRAILER (201.201.350)	\$0	\$0	\$2,000	\$0	\$0	\$2,000	
	TRAILER TO REPLACE SKID STEER TRAILER (201.201.350)	\$0	\$0	\$5,000	\$0	\$0	\$5,000	
	SOIL PULVERIZER FOR GROUND PREPARATION (201.201.350)	\$0	\$0	\$0	\$3,500	\$0	\$3,500	
	SKID LOADER AUGER DRIVER UNIT (201.201.350)	\$0	\$0	\$0	\$2,200	\$0	\$2,200	
	<b>SUBTOTAL (200 SERIES)</b>		\$99,000	\$106,000	\$279,000	\$226,700	\$115,000	\$825,700
	503.54x.xxx	TENNIS COURT RESURFACING (503.xxx.xxx)	\$0	\$0	\$0	\$25,000	\$0	\$25,000
		RIVERSIDE PARK - REPLACE BOAT DOCK WITH KAYAK LAUNCH	\$0	\$15,000	\$0	\$0	\$0	\$15,000
		RIVERSIDE PARK - WEDDING GAZEBO TO REPLACE CONCRETE UMB. (503.544.32)	\$0	\$0	\$47,812	\$0	\$0	\$47,812
RIVERSIDE PARK - REPLACE FISH CLEANING STATION (503.544.320)		\$0	\$0	\$20,000	\$0	\$0	\$20,000	
RIVERSIDE PARK - OUTDOOR MOVIE EQUIPMENT FOR AMPHITHEATER (503.544.320)		\$0	\$0	\$20,000	\$0	\$0	\$20,000	
RIVERSIDE PARK - BATHROOM RENOVATION (503.544.320)		\$0	\$15,000	\$15,000	\$0	\$0	\$30,000	
RIVERSIDE PARK - AMPHITHEATRE RAILINGS (503.544.320)		\$0	\$0	\$0	\$20,000	\$0	\$20,000	
RIVERSIDE PARK - RESHINGLE CAPITOL BUILDING (503.544.320)		\$0	\$0	\$10,000	\$0	\$0	\$10,000	
WATER WORKS - PORTABLE GAZEBO FOR WEDDINGS		\$0	\$0	\$0	\$0	\$0	\$0	
BLEACHERS - ALL OUTDOOR 4 SETS PER YEAR TO MEET STANDARDS		\$0	\$12,500	\$25,000	\$25,000	\$25,000	\$87,500	
SIDEWALKS IN PARKS		\$9,000	\$9,000	\$9,000	\$9,000	\$9,000	\$45,000	
PARK SIGNS		\$5,000	\$5,000	\$0	\$0	\$0	\$10,000	
PARK STORAGE & RESTROOM BUILDINGS - REPLACE DOORS & FRAMES		\$0	\$4,000	\$4,000	\$6,000	\$6,000	\$20,000	
SUMMER WELCOME BANNERS - 32 ON BROADWAY, 10 ON HWY 50		\$0	\$5,000	\$5,000	\$5,000	\$5,000	\$20,000	
CHRISTMAS LIGHT DECORATIONS - \$450 / DECORATION		\$0	\$10,000	\$10,000	\$10,000	\$10,000	\$40,000	
CHRISTMAS GARLAND & BOWS - 20 POLES @ \$200 / POLE		\$0	\$2,000	\$2,000	\$2,000	\$2,000	\$8,000	
COMMUNITY GARDEN		\$0	\$0	\$5,000	\$0	\$0	\$5,000	
MEMORIAL PARK - REPLACE TRAILS		\$0	\$0	\$50,000	\$50,000	\$50,000	\$150,000	
MEMORIAL PARK - MOVE SOFTBALL FIELDS / NEW DUGOUTS / FENCING		\$0	\$0	\$0	\$20,000	\$0	\$20,000	
MEMORIAL PARK - ADDITIONAL WATER MAIN		\$0	\$30,000	\$0	\$0	\$0	\$30,000	
MEMORIAL PARK - NEW SHINGLES LARGE SHELTER		\$0	\$0	\$12,000	\$0	\$0	\$12,000	
SERTOMA PARK - BASKETBALL COURT		\$0	\$0	\$0	\$25,000	\$0	\$25,000	
CROCKET PARK - 1/2 BASKETBALL COURT, LANDSCAPING, OPEN AIR SHELTER		\$0	\$0	\$0	\$0	\$35,000	\$35,000	
SERTOMA PARK CONCESSION RENOVATION		\$0	\$0	\$0	\$350,000	\$0	\$350,000	
SERTOMA PARK - OPEN AIR SHELTERS		\$0	\$0	\$10,000	\$10,000	\$10,000	\$30,000	
SERTOMA PARK - LIGHTS FOR NEW FOOTBALL FIELD		\$0	\$0	\$30,000	\$0	\$0	\$30,000	
<b>SUBTOTAL (500 SERIES)</b>			\$14,000	\$107,500	\$274,812	\$557,000	\$152,000	\$1,105,312
TOTAL		\$113,000	\$213,500	\$553,812	\$783,700	\$267,000	\$1,931,012	
GENERAL		\$113,000	\$196,500	\$536,812	\$766,700	\$250,000	\$1,863,012	
AMOUNT TO BE PROVIDED - BBB		\$0	\$17,000	\$17,000	\$17,000	\$17,000	\$68,000	
TOTAL		\$113,000	\$213,500	\$553,812	\$783,700	\$267,000	\$1,931,012	

**CITY OF YANKTON**  
**FIVE YEAR CAPITAL IMPROVEMENT PLAN**

DEPARTMENT	DESCRIPTION	2014	2015	2016	2017	2018	TOTAL
<b>MEMORIAL PARK POOL</b> 202.202.xxx	LIFEGUARD STAND	\$0	\$9,000	\$0	\$0	\$0	\$9,000
	FURNITURE REPLACEMENT	\$2,000	\$3,000	\$3,000	\$3,000	\$3,000	\$14,000
	FILTER UPGRADE WITH PIPING	\$0	\$0	\$0	\$35,000	\$0	\$35,000
	ADA LIFT	\$4,000	\$0	\$0	\$0	\$0	\$4,000
	REPLACE POOL LIGHT TOWER FIXTURES	\$0	\$0	\$10,000	\$10,000	\$0	\$20,000
	PHASE I - POOL CONSTRUCTION	\$0	\$0	\$0	\$0	\$3,100,000	\$3,100,000
	TOTAL	\$6,000	\$12,000	\$13,000	\$48,000	\$3,103,000	\$3,182,000
	GENERAL	\$6,000	\$12,000	\$13,000	\$48,000	\$3,000	\$82,000
	AMOUNT TO BE PROVIDED	\$0	\$0	\$0	\$0	\$3,100,000	\$3,100,000
	TOTAL	\$6,000	\$12,000	\$13,000	\$48,000	\$3,103,000	\$3,182,000
<b>MARNE CREEK</b> 204.204.xxx	LAWN CARE EQUIPMENT	\$1,000	\$1,000	\$1,000	\$15,000	\$1,000	\$19,000
	MAINTENANCE TRAIL CONSTRUCTION	\$60,000	\$20,000	\$20,000	\$20,000	\$20,000	\$140,000
	TRAILS CONSTRUCTION - RR BRIDGE UNDERPASS	\$147,000	\$0	\$0	\$0	\$0	\$147,000
	DIRECTIONAL SIGNAGE	\$7,000	\$7,000	\$7,000	\$7,000	\$7,000	\$35,000
	TRUCK AND SNOW BLADE	\$0	\$0	\$0	\$35,000	\$0	\$35,000
	TRAIL AMENITIES - BENCHES, TRASH CAN HOLDERS	\$2,000	\$2,000	\$2,000	\$2,000	\$2,000	\$10,000
	TRAIL EXTENSION TO FOX RUN NEIGHBORHOODS	\$0	\$0	\$225,000	\$0	\$0	\$225,000
	BANK STABILIZATION	\$23,000	\$10,000	\$10,000	\$10,000	\$10,000	\$63,000
	LAND ACQUISITION	\$30,000	\$30,000	\$30,000	\$30,000	\$30,000	\$150,000
	TOTAL	\$270,000	\$70,000	\$295,000	\$119,000	\$70,000	\$824,000
	GENERAL	\$36,607	\$10,000	\$178,750	\$59,000	\$10,000	\$294,357
	CAPITAL IMPROVEMENT SALES TAX	\$113,000	\$60,000	\$116,250	\$60,000	\$60,000	\$409,250
	GRANTS	\$120,393	\$0	\$0	\$0	\$0	\$120,393
TOTAL	\$270,000	\$70,000	\$295,000	\$119,000	\$70,000	\$824,000	
<b>BRIDGE &amp; STREET FUND</b> 207.221.xxx	PAINT BRIDGES & REPAIR	\$0	\$20,000	\$0	\$20,000	\$0	\$40,000
	ROAD MATERIALS	\$50,000	\$50,000	\$50,000	\$50,000	\$50,000	\$250,000
	PINE STREET BRIDGE REPLACEMENT (STIP - PENDING)	\$0	\$200,000	\$200,000	\$900,000	\$0	\$1,300,000
	CEDAR STREET BRIDGE	\$0	\$205,000	\$0	\$0	\$0	\$205,000
	WALKWAY TO REPLACE LINN STREET WALK BRIDGE	\$0	\$0	\$0	\$0	\$0	\$0
	TOTAL	\$50,000	\$475,000	\$250,000	\$970,000	\$50,000	\$1,795,000
	ROAD AND BRIDGE FUND	\$21,398	\$21,398	\$21,398	\$21,398	\$21,398	\$106,990
CAPITAL IMPROVEMENT SALES TAX	\$28,602	\$453,602	\$228,602	\$948,602	\$28,602	\$1,688,010	
FEDERAL AID	\$0	\$0	\$0	\$0	\$0	\$0	
TOTAL	\$50,000	\$475,000	\$250,000	\$970,000	\$50,000	\$1,795,000	
<b>911 / DISPATCH</b> 208.208.xxx	COMPUTER EQUIPMENT	\$4,000	\$4,000	\$4,000	\$4,000	\$4,000	\$20,000
	TOTAL	\$4,000	\$4,000	\$4,000	\$4,000	\$4,000	\$20,000
	GENERAL	\$0	\$0	\$0	\$0	\$4,000	\$4,000
	E911 FUNDS	\$4,000	\$4,000	\$4,000	\$4,000	\$0	\$16,000
TOTAL	\$4,000	\$4,000	\$4,000	\$4,000	\$4,000	\$20,000	

**CITY OF YANKTON**  
**FIVE YEAR CAPITAL IMPROVEMENT PLAN**

DEPARTMENT	DESCRIPTION	2014	2015	2016	2017	2018	TOTAL
WATER UTILITY 601.601.xxx & 602.602.xxx	REPLACE PIPE LOCATOR	\$0	\$5,500	\$0	\$0	\$0	\$5,500
	CURB STOP LOCATOR	\$0	\$1,000	\$0	\$0	\$0	\$1,000
	WEED EATER / LAWN EQUIPMENT	\$0	\$7,000	\$0	\$0	\$0	\$7,000
	PICKUP TRUCKS	\$0	\$32,000	\$25,000	\$0	\$0	\$57,000
	DATA LOGGER	\$0	\$9,000	\$0	\$0	\$0	\$9,000
	MULTIPARAMETER TESTER	\$0	\$0	\$1,500	\$0	\$0	\$1,500
	PLASMA CUTTER (SPLIT WITH WASTEWATER)	\$0	\$0	\$1,000	\$0	\$0	\$1,000
	GENERATOR - WELLS / PUMP STATION	\$0	\$0	\$15,000	\$0	\$0	\$15,000
	PANEL VIEWS	\$0	\$7,000	\$0	\$0	\$0	\$7,000
	RIVER INTAKE STANDBY PUMP	\$20,000	\$0	\$0	\$0	\$0	\$20,000
	WIRE WELDER	\$0	\$2,000	\$0	\$0	\$0	\$2,000
	A/C PLANT #2	\$0	\$4,000	\$0	\$0	\$0	\$4,000
	ROOF REPAIR #1	\$0	\$20,000	\$0	\$0	\$0	\$20,000
	CLARIFIER TROUGH REPLACEMENT #2	\$0	\$0	\$0	\$500,000	\$0	\$500,000
	TREATMENT PLANT IMPROVEMENTS	\$10,000,000	\$9,000,000	\$0	\$0	\$0	\$19,000,000
	AMMONIA FEED SYSTEM	\$0	\$70,000	\$0	\$0	\$0	\$70,000
	REPLACE MOTOR STARTERS HIGH SERVICE PUMPS PLANT #1	\$0	\$40,000	\$0	\$0	\$0	\$40,000
	GEAR REDUCER FOR MIXERS PLANT #1	\$0	\$24,000	\$0	\$0	\$0	\$24,000
	LIME FEEDER PLANT #1	\$0	\$50,000	\$0	\$0	\$0	\$50,000
	PRETREATMENT PIPING BETWEEN PLANT 1 & 2	\$0	\$297,000	\$0	\$0	\$0	\$297,000
PAINT LIME SILO PLANT #1	\$0	\$20,000	\$0	\$0	\$0	\$20,000	

**CITY OF YANKTON**  
**FIVE YEAR CAPITAL IMPROVEMENT PLAN**

DEPARTMENT	DESCRIPTION	2014	2015	2016	2017	2018	TOTAL	
WATER UTILITY 601.601.xxx & 602.602.xxx	WEST STREET, 8TH TO 9TH	\$0	\$0	\$64,000	\$0	\$0	\$64,000	
	LOCUST STREET, 4TH TO 8TH	\$0	\$0	\$177,700	\$0	\$0	\$177,700	
	LOCUST STREET, 15TH TO N SIDE OF BRIDGE	\$0	\$0	\$188,000	\$0	\$0	\$188,000	
	BROADWAY, 31ST TO WILSON TRAILER - WATER MAIN REPLACEMENT	\$0	\$0	\$60,000	\$0	\$0	\$60,000	
	WALNUT @ 8TH STREET - WATER MAIN REPLACEMENT	\$0	\$0	\$80,000	\$0	\$0	\$80,000	
	CEDAR ST, 7TH TO 10TH - WATER MAIN REPLACEMENT	\$0	\$0	\$50,000	\$0	\$0	\$50,000	
	ELM ST, 20TH TO 21ST - WATER MAIN REPLACEMENT	\$0	\$0	\$50,000	\$0	\$0	\$50,000	
	27TH STREET, BROADWAY TO DOUGLAS	\$0	\$0	\$0	\$0	\$150,000	\$150,000	
	DOUGLAS ANNA TO 31ST	\$175,000	\$0	\$0	\$0	\$0	\$175,000	
	RIVERSIDE DR MAIN EXTENSION TO WW PLANT	\$100,000	\$0	\$0	\$0	\$0	\$100,000	
	EAST HWY 50 WATERMAIN REPLACEMENT	\$0	\$400,000	\$0	\$0	\$0	\$400,000	
	4TH STREET WATERMAIN CROSSINGS/ VALVING, BROADWAY TO PICOTTE	\$0	\$100,000	\$0	\$0	\$0	\$100,000	
	8TH STREET, BURLEIGH TO FERDIG	\$0	\$0	\$0	\$300,000	\$0	\$300,000	
	RIVERSIDE DRIVE, LINN TO GREEN	\$0	\$0	\$0	\$0	\$200,000	\$200,000	
	8TH STREET, LYNN TO SUMMIT	\$0	\$0	\$300,000	\$0	\$0	\$300,000	
	MAPLE STREET, 4TH TO 7TH - WATER MAIN REPLACEMENT	\$0	\$0	\$175,000	\$0	\$0	\$175,000	
	SPRUCE STREET, 4TH TO 6TH - WATER MAIN REPLACEMENT	\$0	\$0	\$125,000	\$0	\$0	\$125,000	
	CEDAR ST, 19TH TO 21ST - WATER MAIN REPLACEMENT	\$0	\$0	\$125,000	\$0	\$0	\$125,000	
	GIS MAPPING (SPLIT WITH WASTEWATER)	\$0	\$0	\$0	\$100,000	\$0	\$100,000	
	10TH ST, SUMMIT TO JACKSON - WATER MAIN REPLACEMENT	\$0	\$0	\$0	\$125,000	\$0	\$125,000	
	COLLECTOR WELL	\$9,500,000	\$0	\$0	\$0	\$0	\$9,500,000	
	RESERVE FOR FUTURE IMPROVEMENTS	\$75,000	\$75,000	\$75,000	\$75,000	\$75,000	\$375,000	
	<b>TOTAL</b>		\$19,870,000	\$10,163,500	\$1,512,200	\$1,100,000	\$425,000	\$33,070,700
	WATER FUNDS		\$370,000	\$1,163,500	\$1,512,200	\$1,100,000	\$425,000	\$4,570,700
	FEDERAL AID (SRF LOAN, DOT & CORPS - BRIDGE PROJECT)		\$19,500,000	\$9,000,000	\$0	\$0	\$0	\$28,500,000
	<b>TOTAL</b>		\$19,870,000	\$10,163,500	\$1,512,200	\$1,100,000	\$425,000	\$33,070,700

**CITY OF YANKTON**  
**FIVE YEAR CAPITAL IMPROVEMENT PLAN**

DEPARTMENT	DESCRIPTION	2014	2015	2016	2017	2018	TOTAL
WASTEWATER UTILITY 611.611.xxx	6 INCH WATER PUMP	\$0	\$22,000	\$0	\$0	\$0	\$22,000
	REPLACE MOWER	\$0	\$0	\$7,000	\$0	\$0	\$7,000
	REPLACE SAMPLERS	\$6,000	\$6,000	\$6,000	\$0	\$0	\$18,000
	RADIO	\$0	\$700	\$700	\$700	\$0	\$2,100
	REPLACE LAB EQUIPMENT	\$7,000	\$7,000	\$7,000	\$7,000	\$7,000	\$35,000
	REPLACE POWER WASHER	\$2,000	\$0	\$0	\$0	\$0	\$2,000
	ICE MAKER	\$0	\$4,000	\$0	\$0	\$0	\$4,000
	WEED EATER	\$0	\$0	\$750	\$0	\$0	\$750
	AIR COMPRESSOR	\$0	\$14,000	\$0	\$0	\$0	\$14,000
	FURNITURE / OFFICE EQUIPMENT	\$0	\$2,000	\$0	\$0	\$0	\$2,000
	PLASMA CUTTER (SPLIT WITH WATER)	\$0	\$0	\$1,000	\$0	\$0	\$1,000
	REPLACE PICKUP	\$0	\$25,000	\$25,000	\$25,000	\$0	\$75,000
	FLUSHER TRUCK	\$0	\$300,000	\$0	\$0	\$0	\$300,000
	SKID LOADER	\$0	\$0	\$0	\$40,000	\$0	\$40,000
	HYDRAULIC TRAILER	\$0	\$0	\$14,000	\$0	\$0	\$14,000
	SNOW BLOWER	\$0	\$0	\$2,500	\$0	\$0	\$2,500
	LAB WATER STILL	\$0	\$6,500	\$0	\$0	\$0	\$6,500
	BOD INCUBATOR	\$0	\$1,000	\$0	\$0	\$0	\$1,000
	UV - SLEEVE REPLACEMENT	\$5,000	\$0	\$0	\$0	\$0	\$5,000
	HSC STATION REMOVED	\$0	\$0	\$0	\$0	\$50,000	\$50,000
	SCREENING FOR LAGOONS	\$0	\$0	\$6,000	\$0	\$0	\$6,000
	CLARIFIER - SANDBLAST & PAINT	\$0	\$50,000	\$75,000	\$0	\$0	\$125,000
	MANHOLE REPAIR	\$25,000	\$25,000	\$25,000	\$25,000	\$25,000	\$125,000
	LIFT STATION REHAB	\$4,750,000	\$0	\$0	\$0	\$0	\$4,750,000
	OUTFALL PIPE - EDA	\$400,000	\$0	\$0	\$0	\$0	\$400,000
	EAST HWY 50 UTILITIES	\$600,000	\$0	\$0	\$0	\$0	\$600,000
	EAST HWY 50 EXTENSION	\$0	\$0	\$10,000	\$1,135,000	\$0	\$1,145,000
	27TH STREET, BROADWAY TO DOUGLAS	\$0	\$100,000	\$0	\$0	\$0	\$100,000
	RIVERSIDE DRIVE, BROADWAY TO GREEN	\$0	\$0	\$0	\$125,000	\$0	\$125,000
	AERATION DIFFUSERS	\$0	\$20,000	\$0	\$0	\$0	\$20,000
	INLET WORKS IMPROVEMENTS	\$0	\$0	\$0	\$2,000,000	\$0	\$2,000,000
	AERATION BLOWER VFD	\$0	\$0	\$50,000	\$0	\$0	\$50,000
	UV SYSTEM UPGRADES	\$0	\$0	\$0	\$500,000	\$0	\$500,000
	PIPING & VALVE REPLACEMENT	\$0	\$50,000	\$0	\$0	\$0	\$50,000
	SCADA - REPLACEMENT	\$0	\$0	\$15,000	\$15,000	\$0	\$30,000
	8TH STREET, BURLEIGH TO FERDIG	\$0	\$0	\$0	\$205,000	\$0	\$205,000
REPLACE 16" AIR LINE	\$0	\$50,000	\$0	\$0	\$0	\$50,000	
SEWER PLANT - UNDERGROUND PIPING	\$0	\$0	\$0	\$1,300,000	\$0	\$1,300,000	
RESERVE FOR FUTURE IMPROVEMENTS	\$35,000	\$35,000	\$35,000	\$35,000	\$35,000	\$175,000	
TOTAL	\$5,830,000	\$718,200	\$279,950	\$5,412,700	\$117,000	\$12,357,850	
WASTEWATER UTILITY	\$5,230,000	\$718,200	\$279,950	\$5,412,700	\$117,000	\$11,757,850	
FEDERAL AID (SRF LOAN)	\$600,000	\$0	\$0	\$0	\$0	\$600,000	
TOTAL	\$5,830,000	\$718,200	\$279,950	\$5,412,700	\$117,000	\$12,357,850	

**CITY OF YANKTON**  
FIVE YEAR CAPITAL IMPROVEMENT PLAN

DEPARTMENT	DESCRIPTION	2014	2015	2016	2017	2018	TOTAL
<b>CEMETERY</b> 621.621.xxx	LANDSCAPING	\$1,000	\$1,000	\$1,000	\$1,000	\$1,000	\$5,000
	REPLACE MOWERS & TRIMMERS	\$20,000	\$1,000	\$13,000	\$1,000	\$13,000	\$48,000
	REPURCHASE CEMETERY LOTS	\$500	\$500	\$500	\$500	\$500	\$2,500
	GIS MAP & DIRECTORY	\$20,000	\$0	\$0	\$0	\$0	\$20,000
	REPAIR OLD HEADSTONES	\$1,000	\$1,000	\$1,000	\$1,000	\$1,000	\$5,000
	CONCRETE ROAD REPLACEMENT	\$0	\$0	\$10,000	\$10,000	\$10,000	\$30,000
	STORAGE AREA W/ROOF CONNECTED TO BUILDING	\$0	\$0	\$10,000	\$0	\$0	\$10,000
	REPLACE TRUCK	\$0	\$55,000	\$0	\$0	\$0	\$55,000
	REPLACE SNOW BLADE FOR TRUCK	\$0	\$5,000	\$0	\$0	\$0	\$5,000
	REPLACE JOHN DEERE GATOR	\$0	\$0	\$30,000	\$0	\$0	\$30,000
	REPLACE SKID STEER, BACK-HOE, SNOW BLOWER	\$0	\$0	\$0	\$24,000	\$0	\$24,000
	MAUSOLEUM / CREMATORIUM	\$0	\$0	\$0	\$0	\$100,000	\$100,000
	TOTAL	\$42,500	\$63,500	\$65,500	\$37,500	\$125,500	\$334,500
	GENERAL	\$42,500	\$63,500	\$65,500	\$37,500	\$125,500	\$334,500
	<b>SOLID WASTE COLLECTION</b> 631.631.xxx	REPLACE TRACTOR	\$0	\$0	\$0	\$120,000	\$0
REPLACE COMPACTOR TRUCK		\$0	\$0	\$150,000	\$0	\$165,000	\$315,000
RECONDITION COMPOST TURNER		\$0	\$0	\$6,000	\$0	\$6,000	\$12,000
TROMMEL SCREEN MAINTENANCE		\$0	\$0	\$0	\$5,000	\$0	\$5,000
TOTAL		\$0	\$0	\$156,000	\$125,000	\$171,000	\$452,000
SOLID WASTE COLLECTION FUND	\$0	\$0	\$156,000	\$125,000	\$171,000	\$452,000	
TOTAL	\$0	\$0	\$156,000	\$125,000	\$171,000	\$452,000	
<b>SOLID WASTE DISPOSAL AND RECYCLING (JOINT POWERS)</b> 637.637.xxx	REPLACE TRANSFER TRAILER	\$65,287	\$70,000	\$70,000	\$80,000	\$80,000	\$365,287
	RUBBLE TRENCH	\$5,000	\$25,000	\$25,000	\$25,000	\$25,000	\$105,000
	RUBBLE TRENCH	\$20,000	\$0	\$0	\$0	\$0	\$20,000
	BUILDING ADDITION DEBT SERVICE (DENR \$352,680 @ 3% 20 YEARS)	\$24,021	\$24,021	\$24,021	\$24,021	\$24,021	\$120,105
	FIRE PROTECTION	\$27,000	\$0	\$0	\$0	\$0	\$27,000
	CLOSURE	\$0	\$0	\$0	\$0	\$40,000	\$40,000
	PAVEMENT ADDITIONS & REPLACEMENT	\$0	\$0	\$60,000	\$0	\$10,000	\$70,000
	REDESIGN AND MOVE GATEHOUSE / REPLACE SCALE	\$20,000	\$185,000	\$0	\$0	\$0	\$205,000
	REPLACE SKID LOADER	\$0	\$0	\$40,000	\$0	\$30,000	\$70,000
	SECURITY & COMMUNICATION SYSTEM	\$0	\$20,000	\$0	\$0	\$0	\$20,000
	TOTAL	\$161,308	\$324,021	\$219,021	\$129,021	\$209,021	\$1,042,392
JOINT POWERS FUND	\$161,308	\$324,021	\$219,021	\$129,021	\$209,021	\$1,042,392	
TOTAL	\$161,308	\$324,021	\$219,021	\$129,021	\$209,021	\$1,042,392	

**CITY OF YANKTON**  
**FIVE YEAR CAPITAL IMPROVEMENT PLAN**

DEPARTMENT	DESCRIPTION	2014	2015	2016	2017	2018	TOTAL
<b>FOX RUN GOLF COURSE</b>	BUNKER / SAND TRAP RAKE	\$15,000	\$0	\$0	\$0	\$0	\$15,000
<b>641.641.xxx</b>	PRESSURE REGULATION FOR IRRIGATION SYSTEM	\$2,000	\$0	\$0	\$0	\$0	\$2,000
	GARAGE DOORS FOR TWO NORTH CART SHEDS (4 DOORS)	\$3,200	\$0	\$0	\$0	\$0	\$3,200
	TCE - TRIPLEX GREENS MOWERS (2)	\$0	\$20,000	\$22,000	\$44,000	\$0	\$86,000
	TCE - OUTFRONT MOWER (3)	\$12,000	\$0	\$0	\$13,000	\$0	\$25,000
	TCE - UTILITY CARTS (5)	\$30,000	\$30,000	\$35,000	\$0	\$70,000	\$165,000
	TCE - FAIRWAY MOWERS (3)	\$42,000	\$45,000	\$45,000	\$0	\$0	\$132,000
	TCE- VICON SPREADER	\$7,000	\$0	\$0	\$0	\$0	\$7,000
	CUSHMAN CORE HARVESTOR	\$0	\$9,000	\$0	\$0	\$0	\$9,000
	RANGE BALL DISPENSER	\$0	\$10,000	\$0	\$0	\$0	\$10,000
	VIBRATORY GREENS ROLLING SYSTEM	\$2,500	\$0	\$0	\$0	\$9,000	\$11,500
	TORO TRI-PLEX TRIM MOWER	\$0	\$0	\$0	\$38,000	\$0	\$38,000
	CLUBHOUSE CARPET	\$0	\$0	\$15,000	\$0	\$0	\$15,000
	CART SHED - SHINGLE OR STEEL ROOF	\$0	\$0	\$0	\$20,000	\$0	\$20,000
	TURF SPRAYER AND GUN	\$0	\$0	\$0	\$0	\$12,000	\$12,000
	EASY PICKER RANGE PICKER	\$0	\$0	\$0	\$0	\$5,000	\$5,000
	<b>TOTAL</b>	<b>\$113,700</b>	<b>\$114,000</b>	<b>\$117,000</b>	<b>\$115,000</b>	<b>\$96,000</b>	<b>\$555,700</b>
	DEPRECIATION	\$60,000	\$60,000	\$60,000	\$60,000	\$60,000	\$300,000
	GOLF COURSE RESERVE REDUCTION / INCREASE	\$53,700	\$54,000	\$57,000	\$55,000	\$36,000	\$255,700
	<b>TOTAL</b>	<b>\$113,700</b>	<b>\$114,000</b>	<b>\$117,000</b>	<b>\$115,000</b>	<b>\$96,000</b>	<b>\$555,700</b>
	Beginning Balance	(\$117,202)	(\$170,902)	(\$224,902)	(\$281,902)	(\$336,902)	
	Required for Capital Expenditures	\$53,700	\$54,000	\$57,000	\$55,000	\$36,000	
	Estimated Balance	(\$170,902)	(\$224,902)	(\$281,902)	(\$336,902)	(\$372,902)	



**CITY OF YANKTON**  
**FIVE YEAR CAPITAL IMPROVEMENT PLAN**

DEPARTMENT	DESCRIPTION	2014	2015	2016	2017	2018	TOTAL
<b>YANKTON HIGH SCHOOL</b>	MISC REPAIRS (100c - CITY SHARE)	\$15,000	\$15,000	\$15,000	\$15,000	\$15,000	\$75,000
<b>and SUMMIT ACTIVITIES CENTER</b>	HIGH SCHOOL DESIGN / BUILD PROJECTS (CITY SHARE ONLY)	\$0	\$148,910	\$0	\$0	\$0	\$148,910
<b>203.203.xxx</b>	ADD LIGHTS TO BASEBALL / SOFTBALL FIELDS (100c - CITY SHARE)	\$0	\$0	\$75,000	\$0	\$0	\$75,000
<b>506.571.350</b>	REPLACE POOL MUSHROOM (11s/89c)	\$0	\$0	\$12,000	\$0	\$0	\$12,000
	REPLACE WATER BASKETBALL HOOPS - 3 (11s/89c)	\$0	\$3,000	\$0	\$0	\$0	\$3,000
	POOL FILTER & IMPELLER (11s/89c)	\$0	\$0	\$2,000	\$0	\$0	\$2,000
	POOL DECK FURNITURE (11s/89c)	\$1,000	\$1,000	\$1,000	\$1,000	\$1,000	\$5,000
	REPLACE STAINLESS STEEL DOORS & FRAMES INTO AQUATICS AREA (11s/89c)	\$0	\$0	\$25,000	\$25,000	\$0	\$50,000
	FITNESS EQUIPMENT (50s/50c) 203.203.350	\$13,547	\$12,000	\$13,000	\$14,000	\$14,000	\$66,547
	CONFERENCE TABLES (50s/50c)	\$0	\$0	\$0	\$5,000	\$0	\$5,000
	NEW FLOORING IN MEETING ROOMS B & C (50s/50c)	\$0	\$9,000	\$0	\$0	\$0	\$9,000
	NEW FLOORING ON STEPS TO WEIGHT AREA (50s/50c)	\$0	\$0	\$10,000	\$0	\$0	\$10,000
	ADA SIDEWALK (60s/40c)	\$0	\$0	\$0	\$65,000	\$0	\$65,000
	EIFS PAINTING (60s/40c)	\$0	\$0	\$200,000	\$200,000	\$0	\$400,000
	TRAIL OVERLAY (60s/40c)	\$70,000	\$0	\$0	\$0	\$0	\$70,000
	SAC TENNIS COURT RE-SURFACING (60s/40c)	\$0	\$0	\$0	\$0	\$50,000	\$50,000
	STUDENT PARKING LOT (60s/40c)	\$0	\$0	\$0	\$0	\$250,000	\$250,000
	LANDSCAPING (60s/40c)	\$1,000	\$1,000	\$1,000	\$1,000	\$1,000	\$5,000
	N 40 TRAIL, LIGHTS (60s/40c)	\$0	\$0	\$0	\$0	\$60,000	\$60,000
	RESTRIPE PARKING LOTS (60s/40c)	\$5,500	\$7,500	\$7,500	\$7,500	\$7,500	\$35,500
	ROOF REPLACEMENT AUXILARY GYM (84s/15c)	\$56,635	\$0	\$0	\$0	\$0	\$56,635
	GYM FLOORS (85s/15c)	\$67,000	\$12,000	\$12,000	\$12,000	\$12,000	\$115,000
	REPLACE CURTAIN MAIN THEATER (97s/3c)	\$0	\$0	\$10,000	\$0	\$0	\$10,000
	RIGGING THEATER INSPECTION (97s/3c) EVERY 3RD YEAR	\$0	\$4,500	\$0	\$0	\$4,500	\$9,000
	REPLACE PORTABLE WALL IN YCAH (99s/1c)	\$0	\$0	\$12,000	\$0	\$0	\$12,000
	<b>TOTAL</b>	<b>\$229,682</b>	<b>\$213,910</b>	<b>\$395,500</b>	<b>\$345,500</b>	<b>\$415,000</b>	<b>\$1,599,592</b>
	GENERAL	\$6,774	\$6,000	\$6,500	\$7,000	\$7,000	\$33,274
	CAPITAL IMPROVEMENT SALES TAX	\$65,035	\$177,305	\$216,220	\$151,840	\$165,225	\$775,625
	YANKTON SCHOOL DISTRICT	\$157,873	\$30,605	\$172,780	\$186,660	\$242,775	\$790,693
	<b>TOTAL</b>	<b>\$229,682</b>	<b>\$213,910</b>	<b>\$395,500</b>	<b>\$345,500</b>	<b>\$415,000</b>	<b>\$1,599,592</b>

s = Yankton Public School District  
c = City of Yankton

**CITY OF YANKTON**  
**FIVE YEAR CAPITAL IMPROVEMENT PLAN**

DEPARTMENT	DESCRIPTION	2014	2015	2016	2017	2018	TOTAL
<b>SPECIAL CAPITAL IMPROVEMENT TAX</b>	PROFESSIONAL SERVICES	\$835	\$835	\$0	\$0	\$0	\$1,670
506.xxx.xxx	SUMMIT ACTIVITIES CENTER CAPITAL IMPROVEMENTS (506.571.350)	\$65,035	\$177,305	\$216,220	\$151,840	\$165,225	\$775,625
	TRANSFER TO 501 - GEHL DRIVE NORTH MATCH (506.572.588)	\$0	\$0	\$0	\$250,000	\$0	\$250,000
<b>TRANSFERS</b>	SPECIAL ASSESSMENT PROJECTS - CITY'S PARTICIPATION	\$0	\$47,401	\$2,030,954	\$0	\$0	\$2,078,355
	LOAN TO SPECIAL ASSESSMENT PROJECTS - NON CITY	\$0	\$100,000	\$0	\$0	\$0	\$100,000
	TRANSFER TO BRIDGE & ST. FOR CITY SHARE (506.572.626)	\$28,602	\$453,602	\$228,602	\$948,602	\$28,602	\$1,688,010
	TRANSFER TO MARNE CREEK (506.573.623)	\$113,000	\$60,000	\$116,250	\$80,000	\$0	\$369,250
	LOAN TO PUBLIC IMPROVEMENT / HSC	\$1,996,026	\$0	\$0	\$0	\$0	\$1,996,026
	PAYMENT TO YAPG	\$295,000	\$295,000	\$295,000	\$295,000	\$295,000	\$1,475,000
<b>ANNUAL EXPENDITURES</b>	OPEN ASPHALT / CONCRETE (506.572.376)	\$550,000	\$550,000	\$550,000	\$550,000	\$550,000	\$2,750,000
	STREET CONSTRUCTION / ADA (506.572.390)	\$75,000	\$75,000	\$80,000	\$80,000	\$80,000	\$390,000
	STORM SEWER CONSTRUCTION (506.573.390)	\$12,000	\$12,000	\$15,000	\$15,000	\$15,000	\$69,000
	PERMANENT PAVEMENT MARKINGS & REFLECTIVE SIGNAGE (506.574.373)	\$80,000	\$80,000	\$80,000	\$80,000	\$80,000	\$400,000
	DOWNTOWN ALLEYS / CITY PARKING LOTS (506.574.381)	\$135,000	\$135,000	\$150,000	\$150,000	\$150,000	\$720,000
	TRAIL & DRAINAGE IMPROVEMENTS	\$0	\$25,000	\$25,000	\$25,000	\$25,000	\$100,000
	CRUSHED SALVAGE CONCRETE (506.574.390)	\$185,295	\$0	\$200,000	\$0	\$200,000	\$585,295
<b>UNDERWAY</b>	DOUGLAS AVE, 2ND TO 4TH (506.572.xxx)	\$667,000	\$0	\$0	\$0	\$0	\$667,000
	MULBERRY, 23RD TO DONHOE	\$1,310,000	\$0	\$0	\$0	\$0	\$1,310,000
	23RD STREET, DOUGLAS TO MULBERRY	\$530,000	\$0	\$0	\$0	\$0	\$530,000
	HWY 31ST & BROADWAY, INTERSECTION IMPROVEMENTS	\$25,000	\$0	\$0	\$0	\$0	\$25,000
	DOWNTOWN IMPROVEMENTS (506.572.389)	\$966,000	\$0	\$0	\$0	\$0	\$966,000
<b>BUDGET SUPPLEMENTS</b>	MARNE CREEK TRIBUTARY MASTER PLAN DRAINAGE	\$13,300	\$0	\$0	\$0	\$0	\$13,300
Need Grant percentage	PARK STREET, 8TH TO 10TH	\$0	\$0	\$380,000	\$0	\$0	\$380,000
	31ST STREET PEDESTRIAN ENHANCEMENTS - PROJECT DEVELOPMENT	\$23,612	\$0	\$0	\$334,000	\$0	\$357,612
	31ST STREET LIGHTING PROJECT	\$0	\$0	\$0	\$0	\$0	\$0
<b>STIP</b>	WCLR, 9TH TO 31ST (W/COUNTY - STIP PENDING)	\$1,060,000	\$1,000,000	\$1,000,000	\$1,000,000	\$0	\$4,060,000
	4TH STREET RECONSTRUCTION, BROADWAY TO FERDIG (STIP - PENDING)	\$100,000	\$562,000	\$0	\$0	\$0	\$662,000
	8TH STREET, LINN TO SUMMIT (STIP)	\$50,000	\$200,000	\$100,000	\$901,000	\$0	\$1,251,000
<b>HWY 50 TIMING</b>	EAST HWY 50 CORRIDOR	\$200,000	\$0	\$0	\$0	\$0	\$200,000
	WALNUT, 2ND TO 4TH (506.572.xxx)	\$0	\$590,000	\$0	\$0	\$0	\$590,000
	CEDAR, 3RD TO 4TH & INTERSECTIONS ON 2ND STREET (506.572.xxx)	\$0	\$0	\$0	\$810,000	\$0	\$810,000
	PARK STREET, SOUTH OF 4TH	\$0	\$133,000	\$0	\$0	\$0	\$133,000
	MAPLE STREET, 6TH TO 8TH	\$0	\$275,000	0	\$0	\$0	\$275,000
	BILL BAGGS ROAD EXTENSION	\$0	\$0	\$22,000	\$415,000	\$0	\$437,000
	RIVERSIDE PARK PARKING PAVEMENT REPLACEMENT	\$0	\$0	\$500,000	\$200,000	\$400,000	\$1,100,000
	EAST 21ST STREET EXTENSION - DRAINAGE & GRADING / PAVING	\$0	\$0	\$0	\$625,000	\$1,240,000	\$1,865,000
	5TH STREET, BURLEIGH TO MULBERRY	\$0	\$319,000	\$0	\$0	\$0	\$319,000
	21ST STREET, RR CROSSING (OUR SHARE ONLY)	\$0	\$0	\$25,000	\$0	\$0	\$25,000
	21ST STREET, SUMMIT TO RR	\$0	\$0	\$250,000	\$0	\$0	\$250,000
	CEDAR STREET, SOUTH OF 21ST	\$0	\$0	\$300,000	\$0	\$0	\$300,000
	25TH STREET, DOUGLAS TO MULBERRY	\$0	\$0	\$0	\$350,000	\$0	\$350,000
	26TH STREET. DOUGLAS TO MULBERRY	\$0	\$0	\$0	\$0	\$285,000	\$285,000
	NORTH 81 ADDITIONAL ROADWAY LIGHTING - CITY SHARE	\$0	\$0	\$0	\$25,000	\$0	\$25,000
	8TH STREET, BURLEIGH TO FERDIG	\$0	\$0	\$0	\$1,220,000	\$0	\$1,220,000
<b>TID #5 PROJECTS</b>	DOUGLAS AVE, (33RD TO WILSON) PHASE I (33RD TO WILSON TRAILER S LINE)	\$0	\$886,000	\$0	\$0	\$0	\$886,000
	DOUGLAS AVE, PHASE II (WILSON TRAILER S LINE TO WILSON ROAD)	\$0	\$496,000	\$0	\$0	\$0	\$496,000
	WILSON ROAD	\$0	\$729,000	\$0	\$0	\$0	\$729,000
	WATER MAIN INSTALLATION	\$0	\$289,000	\$0	\$0	\$0	\$289,000

**CITY OF YANKTON**  
**FIVE YEAR CAPITAL IMPROVEMENT PLAN**

DEPARTMENT	DESCRIPTION	2014	2015	2016	2017	2018	TOTAL
<b>SPECIAL CAPITAL IMPROVEMENT TAX</b>	33RD STREET WEST OF BROADWAY	\$0	\$100,000	\$0	\$0	\$0	\$100,000
<b>506.xxx.xxx</b>	RIVERSIDE DR., BROADWAY TO GREEN	\$0	\$0	\$0	\$0	\$450,000	\$450,000
	GREEN STREET, SOUTH OF 8TH / MISC.	\$0	\$0	\$0	\$0	\$600,000	\$600,000
	PENINAH, 21ST TO AIRPORT ENTRANCE (W/COUNTY)	\$0	\$0	\$0	\$0	\$726,000	\$726,000
	<b>TOTAL</b>	<b>\$8,480,705</b>	<b>\$7,590,143</b>	<b>\$6,564,026</b>	<b>\$8,505,442</b>	<b>\$5,289,827</b>	<b>\$36,430,143</b>
	CAPITAL IMPROVEMENT SALES TAX	\$7,260,105	\$5,618,143	\$5,254,026	\$5,694,442	\$5,289,827	\$29,116,543
	CAPITAL IMPROVEMENT SALES TAX (YEARLY REVENUE)	\$3,272,266	\$3,337,711	\$3,437,842	\$3,540,977	\$3,647,206	\$17,236,002
	CAPITAL IMPROVEMENT SALES TAX (FUND BALANCE SPENT)	\$3,987,839	\$2,280,432	\$1,816,184	\$2,153,465	\$1,642,621	\$11,880,541
	CAPITAL IMPROVEMENT SALES TAX (FUND BALANCE YEAR END)	\$2,693,229	\$412,797	(\$1,403,387)	(\$3,556,852)	(\$5,199,473)	
	YANKTON COUNTY	\$646,600	\$610,000	\$610,000	\$610,000	\$0	\$2,476,600
	FEDERAL AID URBAN FUNDS (\$2,559,042 + \$386,000 Annual)	\$574,000	\$1,362,000	\$700,000	\$2,201,000	\$0	\$4,837,000
	<b>TOTAL</b>	<b>\$8,480,705</b>	<b>\$7,590,143</b>	<b>\$6,564,026</b>	<b>\$8,505,442</b>	<b>\$5,289,827</b>	<b>\$36,430,143</b>
<b>SPECIAL ASSESSMENT PROJECTS</b>	ALLEY	\$0	\$100,000	\$0	\$0	\$0	\$100,000
<b>504.xxx.xxx</b>	DOUGLAS (ANNA TO 31ST) (506.572.386)	\$0	\$0	\$1,524,000	\$0	\$0	\$1,524,000
	15TH STREET (SUMMIT TO WCLR) (CITY SHARE \$178,932 & \$125,460)	\$0	\$100,000	\$2,254,000	\$0	\$0	\$2,354,000
	<b>TOTAL</b>	<b>\$0</b>	<b>\$200,000</b>	<b>\$3,778,000</b>	<b>\$0</b>	<b>\$0</b>	<b>\$3,978,000</b>
	CAPITAL IMPROVEMENT SALES TAX (CITY'S SHARE OF PROJECT)	\$0	\$47,401	\$2,030,954	\$0	\$0	\$2,078,355
	SCHOOL DISTRICT ASSESSMENT	\$0	\$17,210	\$387,913	\$0	\$0	\$405,123
	LOAN / BOND / PROCEEDS / INFRASTRUCTURE IMPROVEMENT	\$0	\$135,389	\$1,359,133	\$0	\$0	\$1,494,522
	<b>TOTAL</b>	<b>\$0</b>	<b>\$200,000</b>	<b>\$3,778,000</b>	<b>\$0</b>	<b>\$0</b>	<b>\$3,978,000</b>
<b>CENTRAL GARAGE</b>	VEHICLE WASH FACILITY	\$0	\$0	\$120,000	\$0	\$0	\$120,000
<b>801.801.xxx</b>	FENCING AND GATE REPLACEMENT	\$0	\$0	\$55,000	\$0	\$0	\$55,000
	HOIST	\$0	\$14,000	\$0	\$0	\$0	\$14,000
	REHAB WINDOWS, DOORS AND INTERIOR	\$0	\$0	\$15,000	\$0	\$0	\$15,000
	PICKUP TRUCK	\$0	\$35,000	\$0	\$0	\$0	\$35,000
	ELECTRIC GEN SET	\$65,000	\$0	\$0	\$0	\$0	\$65,000
	FLEET MANAGEMENT SYSTEM	\$0	\$0	\$25,000	\$25,000	\$0	\$50,000
	ROOF REPLACEMENT	\$0	\$0	\$81,000	\$0	\$0	\$81,000
	<b>TOTAL</b>	<b>\$65,000</b>	<b>\$49,000</b>	<b>\$296,000</b>	<b>\$25,000</b>	<b>\$0</b>	<b>\$435,000</b>
	CENTRAL GARAGE / INTERNAL SERVICE REVENUE FUND	\$20,675	\$49,000	\$296,000	\$25,000	\$0	\$390,675
	GRANTS	\$44,325	\$0	\$0	\$0	\$0	\$44,325
	<b>TOTAL</b>	<b>\$65,000</b>	<b>\$49,000</b>	<b>\$296,000</b>	<b>\$25,000</b>	<b>\$0</b>	<b>\$435,000</b>

**CITY OF YANKTON**  
**FIVE YEAR CAPITAL IMPROVEMENT PLAN**  
**REVENUE SUMMARY**

REVENUE SOURCES	2014	2015	2016	2017	2018
GENERAL FUND	\$1,612,014	\$1,620,025	\$3,049,037	\$2,339,025	\$2,797,675
YANKTON COUNTY	\$684,175	\$665,745	\$975,495	\$648,545	\$2,150
SPECIAL ASSESSMENT / OPT OUT FUND	\$190,232	\$190,232	\$190,232	\$190,232	\$190,232
BRIDGE & STREET FUND	\$21,398	\$21,398	\$21,398	\$21,398	\$21,398
BOND PROCEEDS	\$0	\$152,389	\$1,376,133	\$17,000	\$7,117,000
FEDERAL AID	\$735,272	\$1,781,000	\$1,164,000	\$3,196,000	\$707,000
SRF LOANS - FEDERAL	\$20,100,000	\$9,000,000	\$0	\$0	\$0
STATE AID	\$125,571	\$18,000	\$20,500	\$75,000	\$34,000
E911 FUNDS	\$4,000	\$4,000	\$4,000	\$4,000	\$0
WASTEWATER UTILITY REVENUE	\$5,230,000	\$718,200	\$279,950	\$5,412,700	\$117,000
WATER UTILITY REVENUE	\$370,000	\$1,163,500	\$1,512,200	\$1,100,000	\$425,000
SOLID WASTE REVENUE	\$0	\$0	\$156,000	\$125,000	\$171,000
JOINT POWERS REVENUE	\$161,308	\$324,021	\$219,021	\$129,021	\$209,021
GOLF COURSE REVENUE	\$53,700	\$54,000	\$57,000	\$55,000	\$36,000
CAPITAL IMPROVEMENT SALES TAX	\$7,466,743	\$6,356,451	\$7,846,052	\$6,854,884	\$5,543,654
GOLF COURSE DEPRECIATION	\$60,000	\$60,000	\$60,000	\$60,000	\$60,000
CENT. GARAGE/INT. SERVICE REV.	\$20,675	\$49,000	\$296,000	\$25,000	\$0
HIGH SCHOOL/ACTIVITIES CENTER	\$157,873	\$47,815	\$560,693	\$186,660	\$242,775
SENIOR CITIZENS CENTER	\$2,637	\$0	\$0	\$0	\$0
<b>TOTAL</b>	<b>\$36,995,597</b>	<b>\$22,225,776</b>	<b>\$17,787,711</b>	<b>\$20,439,465</b>	<b>\$17,673,905</b>

**CITY OF YANKTON**  
**FIVE YEAR CAPITAL IMPROVEMENT PLAN**  
**SUMMARY OF CAPITAL IMPROVEMENT EXPENDITURES BY DEPARTMENT**

<b>DEPARTMENT</b>	<b>2014</b>	<b>2015</b>	<b>2016</b>	<b>2017</b>	<b>2018</b>	<b>TOTAL</b>
CITY MANAGER'S OFFICE	\$1,000	\$1,000	\$1,000	\$1,000	\$1,000	\$5,000
FINANCE OFFICE	\$1,000	\$1,000	\$1,000	\$1,000	\$1,000	\$5,000
INFORMATION SERVICES	\$111,500	\$31,000	\$236,000	\$37,000	\$37,000	\$452,500
COMMUNITY DEVELOPMENT	\$1,000	\$30,000	\$1,000	\$25,000	\$1,000	\$58,000
POLICE DEPARTMENT	\$301,200	\$136,500	\$134,000	\$116,000	\$132,000	\$819,700
ANIMAL CONTROL	\$3,000	\$0	\$0	\$0	\$0	\$3,000
FIRE DEPARTMENT	\$635,357	\$849,657	\$508,157	\$454,657	\$760,757	\$3,208,585
CIVIL DEFENSE	\$0	\$0	\$0	\$25,000	\$0	\$25,000
ENGINEERING AND INSPECTION	\$21,000	\$36,000	\$42,200	\$18,500	\$3,500	\$121,200
STREET DIVISION	\$220,301	\$225,000	\$558,000	\$353,000	\$175,000	\$1,531,301
SNOW AND ICE REMOVAL	\$56,000	\$125,000	\$178,000	\$45,000	\$150,000	\$554,000
CITY HALL	\$104,200	\$12,500	\$217,500	\$154,500	\$2,500	\$491,200
TRAFFIC CONTROL	\$44,000	\$44,000	\$44,000	\$45,000	\$45,000	\$222,000
CHAN GURNEY AIRPORT	\$188,648	\$410,145	\$638,645	\$1,257,145	\$1,913,000	\$4,407,583
SENIOR CITIZENS CENTER	\$9,496	\$43,200	\$662,700	\$8,800	\$4,300	\$728,496
COMMUNITY LIBRARY	\$62,000	\$70,000	\$66,500	\$178,000	\$4,105,500	\$4,482,000
PARKS AND RECREATION	\$113,000	\$213,500	\$553,812	\$783,700	\$267,000	\$1,931,012
MEMORIAL POOL	\$6,000	\$12,000	\$13,000	\$48,000	\$3,103,000	\$3,182,000
MARNE CREEK	\$270,000	\$70,000	\$295,000	\$119,000	\$70,000	\$824,000
BRIDGE AND STREET CONSTRUCTION	\$50,000	\$475,000	\$250,000	\$970,000	\$50,000	\$1,795,000
911 / DISPATCH	\$4,000	\$4,000	\$4,000	\$4,000	\$4,000	\$20,000
WATER UTILITY	\$19,870,000	\$10,163,500	\$1,512,200	\$1,100,000	\$425,000	\$33,070,700
WASTEWATER UTILITY	\$5,830,000	\$718,200	\$279,950	\$5,412,700	\$117,000	\$12,357,850
CEMETERY	\$42,500	\$63,500	\$65,500	\$37,500	\$125,500	\$334,500
SOLID WASTE COLLECTION AND DISPOSAL	\$0	\$0	\$156,000	\$125,000	\$171,000	\$452,000
JOINT POWERS FUND	\$161,308	\$324,021	\$219,021	\$129,021	\$209,021	\$1,042,392
FOX RUN GOLF COURSE	\$113,700	\$114,000	\$117,000	\$115,000	\$96,000	\$555,700
HIGH SCHOOL/ACTIVITIES CENTER	\$229,682	\$213,910	\$395,500	\$345,500	\$415,000	\$1,599,592
SPECIAL CAPITAL IMPROVEMENT TAX	\$8,480,705	\$7,590,143	\$6,564,026	\$8,505,442	\$5,289,827	\$36,430,143
SPECIAL ASSESSMENT PROJECTS	\$0	\$200,000	\$3,778,000	\$0	\$0	\$3,978,000
CENTRAL GARAGE	\$65,000	\$49,000	\$296,000	\$25,000	\$0	\$435,000
<b>TOTAL</b>	<b>\$36,995,597</b>	<b>\$22,225,776</b>	<b>\$17,787,711</b>	<b>\$20,439,465</b>	<b>\$17,673,905</b>	<b>\$115,122,454</b>

9/18/2014

